

60

61

62

63

64

65

66

67

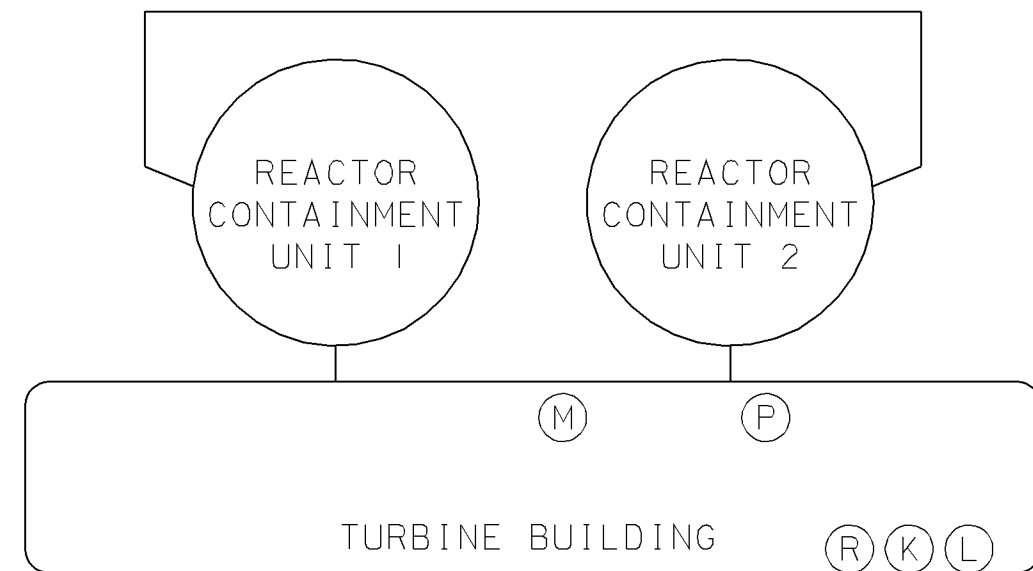
68

69

GENERATOR  
GAS MANIFOLD  
UNIT 1  
UNIT 2

NOTES:

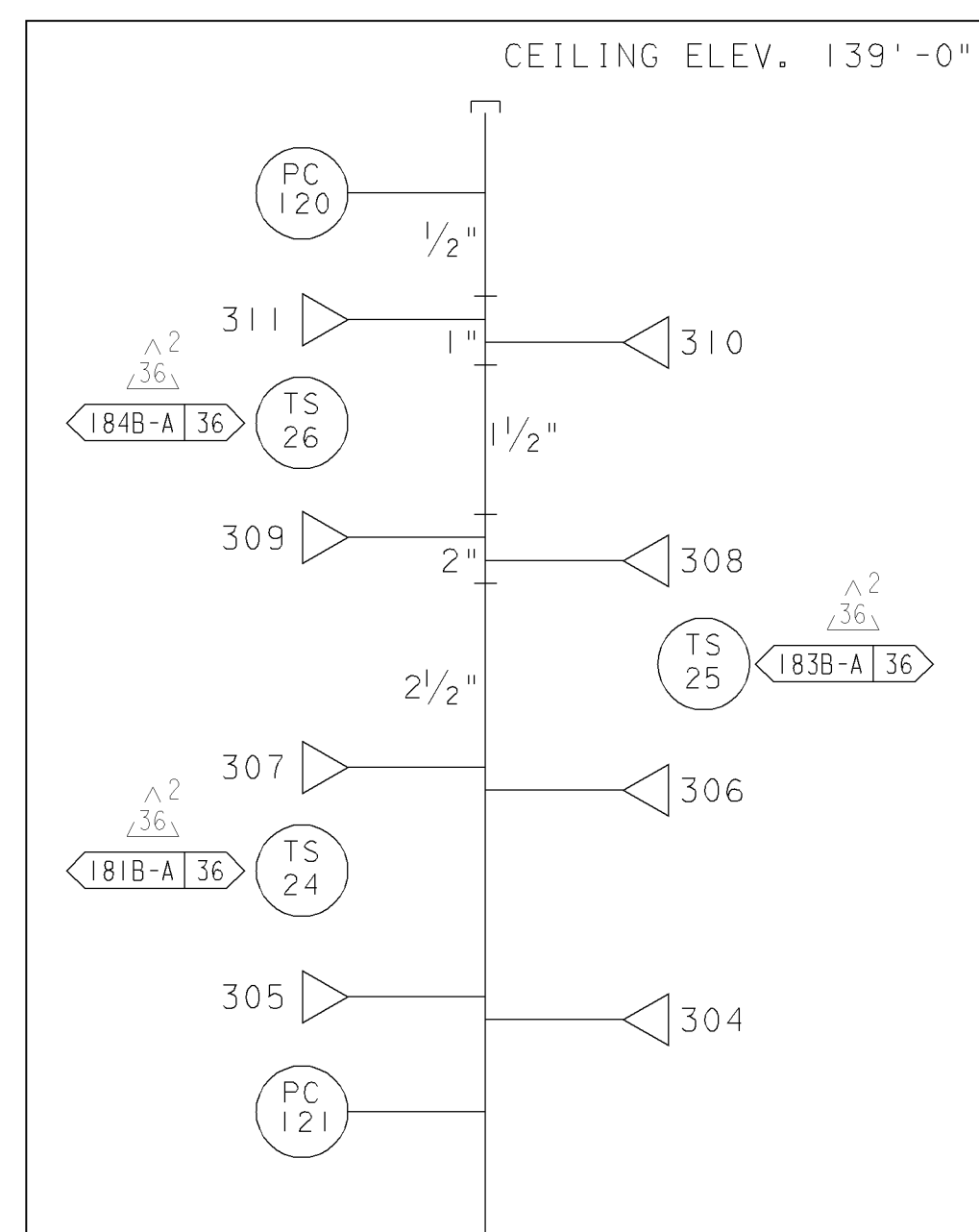
- 1. \*\* INDICATES PIPING UNDER SPEC.8724
- 2. ALL PIPING IS CLASS "G1" EXCEPT AS NOTED
- 3. CARDOX ODORIZER ASSEMBLY MODEL NO.24824 AND 1 1/2" BALL VALVE, CHEMETRON NO.1-061-0711 WITH LOCKING DEVICE NO.5-061-0773.



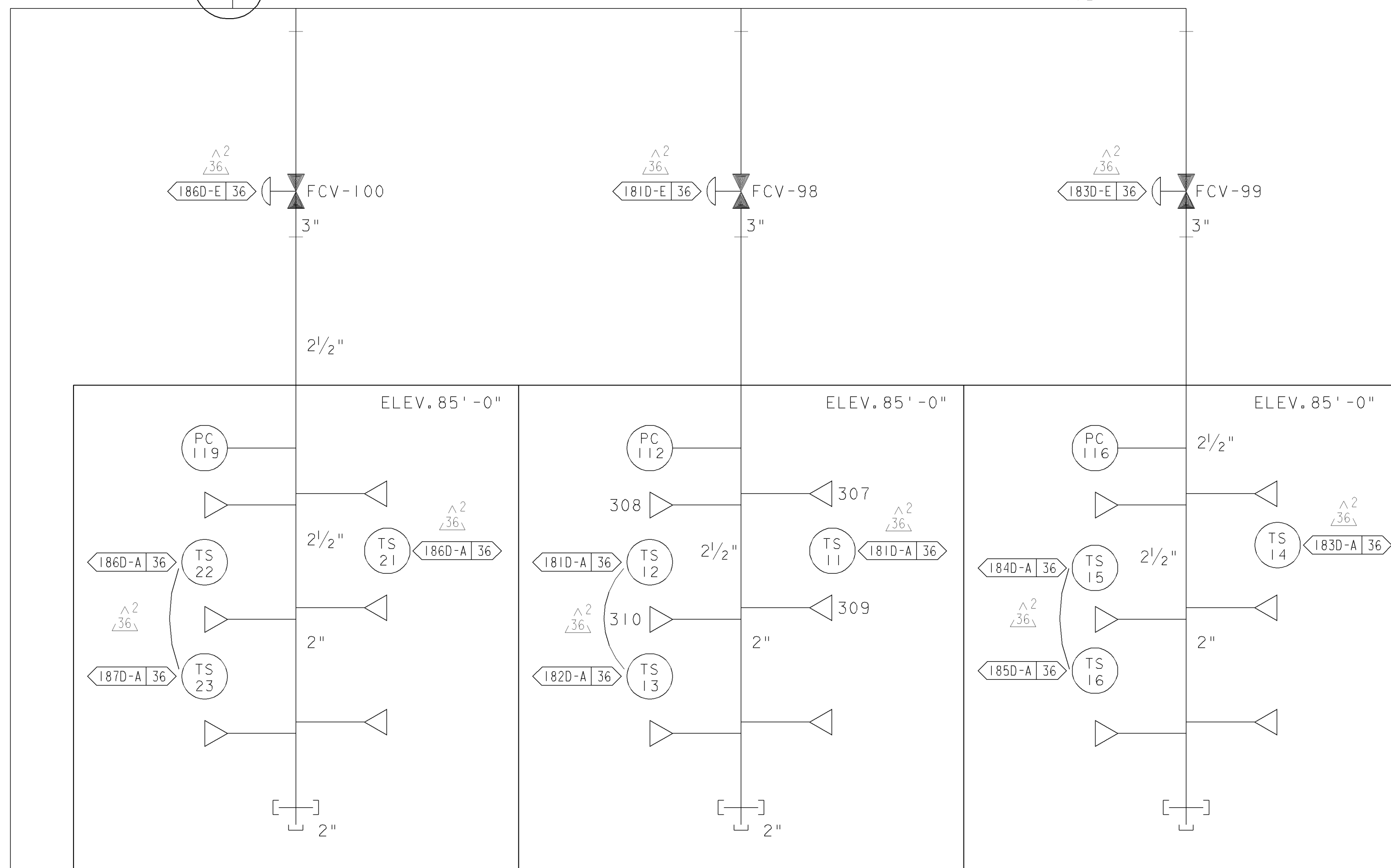

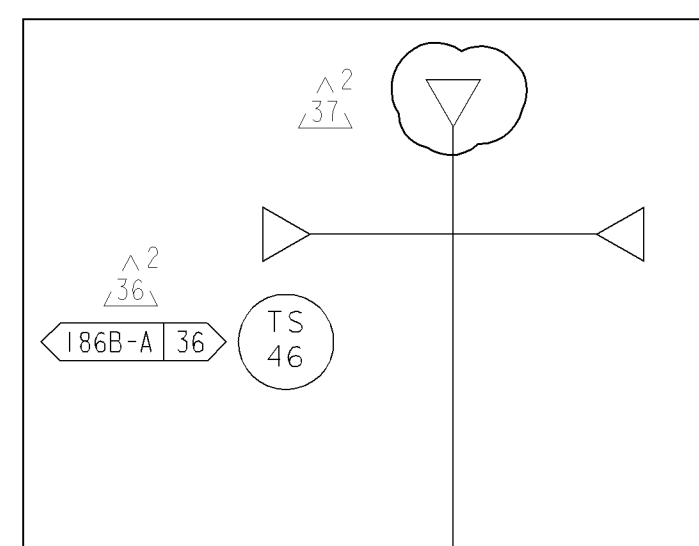
HAZARDS LOCATIONS

PLOT PLAN

HAZARD "M"  
TURBINE LUBE OIL RM. I  
ELEV. 104'-0"



HAZARD "P"  
TURBINE GENERATOR  
BEARING NO. 10



HAZARD "R"  
DIESEL GENERATOR 2-3 RM

HAZARD "K"  
DIESEL GENERATOR 2-1 RM

HAZARD "L"  
DIESEL GENERATOR 2-2 RM

CARBON DIOXIDE FIRE PROTECTION SYSTEM  
HAZARD SPRAY HEADS

REFERENCE: DC-663086-1&2

UNIT 2

DIABLO CANYON POWER PLANT - PG&E CO.  
FIRE PROTECTION SYSTEMS

DRAWING	SHEET	PAGE	REV
108018	6	0	37

03-31-2011	JBMX	Fxc2		KERSI J. DALAL	MECHANICAL	M 16690	3/31/2012	REVISED PER DFT-7*1100
DATE	DWN	RE	IV	PROFESSIONAL ENGINEER	PE DISC.	PE#	PE EXP.	

RASTER=10801856.dgn  
DGN=10801856.dgn  
CAD User: JBMX Date: 03-31-2011