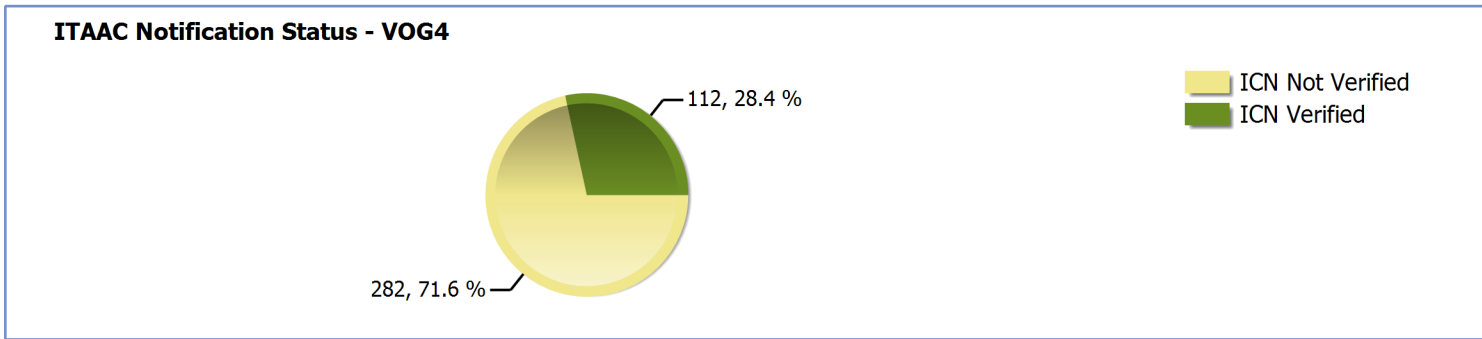


VOICES DASHBOARD REPORT - VOG4



Note: This pie chart accounts for the completion of each ITAAC. If no UIN or ICN has been received for a given ITAAC it is counted as not received. Once a UIN has been received, it will be counted as UIN Under Review or UIN accepted. If the UIN requires resubmittal, the ITAAC counts as not received. Once an ICN is received it will be counted as ICN Under Review or Verified as Completed. If an ICN is not accepted, the count reverts back to Not Received, or UIN Accepted as applicable.

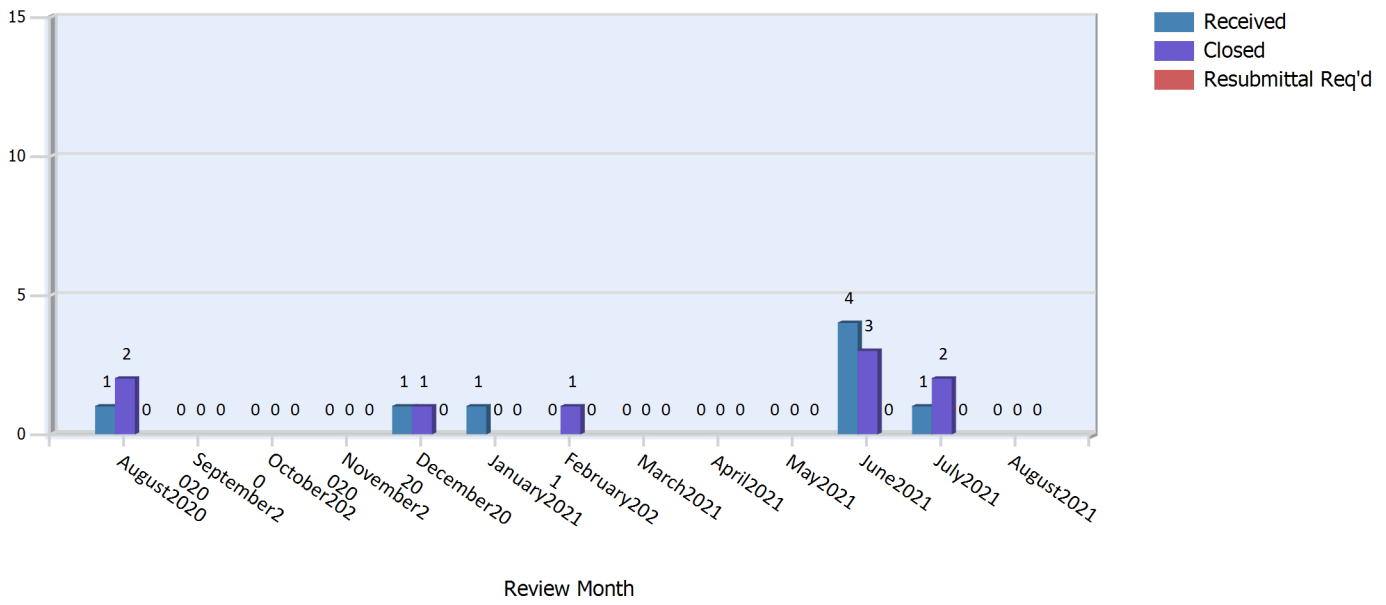
| Review Time | Total ICNs Currently In Review |
|--------------|--------------------------------|
| Under 14 | 0 |
| 14 to 28 | 0 |
| Over 28 | 0 |
| Total | 0 |

| Review Time | Total UINs Currently In Review |
|--------------|--------------------------------|
| Under 14 | 0 |
| 14 to 28 | 0 |
| Over 28 | 0 |
| Total | 0 |

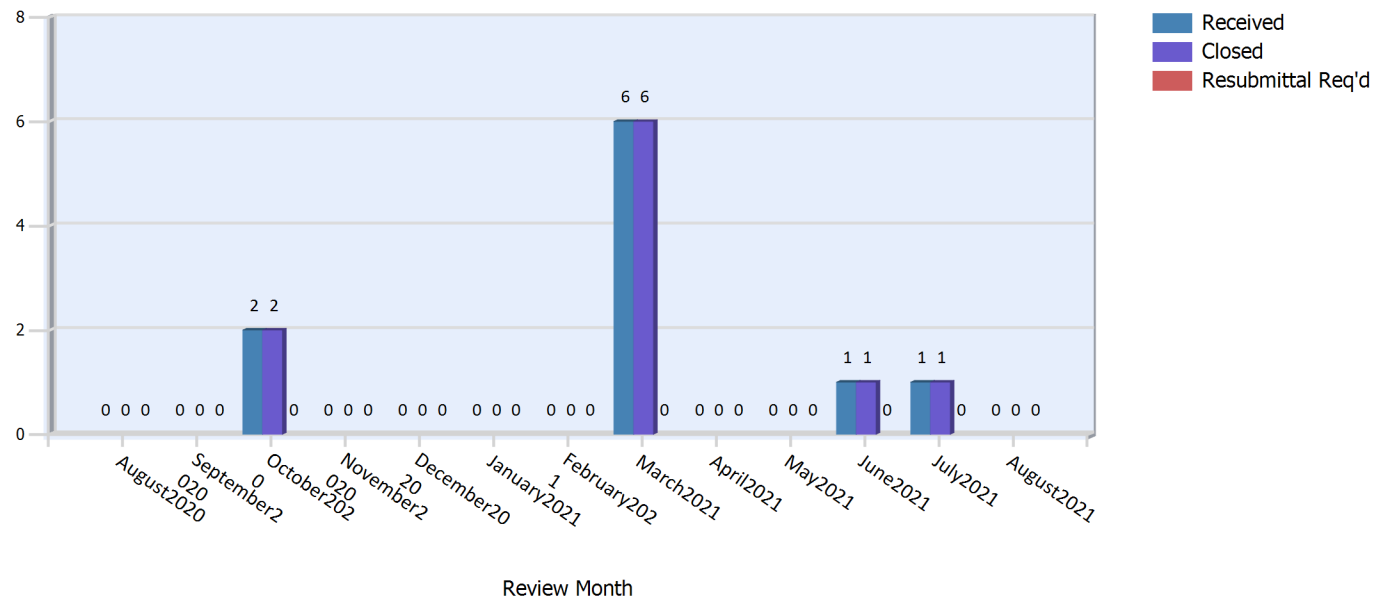
| Review Time | ICNs Under Disposition |
|--------------|------------------------|
| Under 14 | 0 |
| 14 to 28 | 0 |
| Over 28 | 0 |
| Total | 0 |

Under disposition is an interim status assigned to an ICN when staff identify a potential lack of information. The under disposition status will be applied while the issue is under discussion with the licensee until a final status of verified or insufficient information is determined.

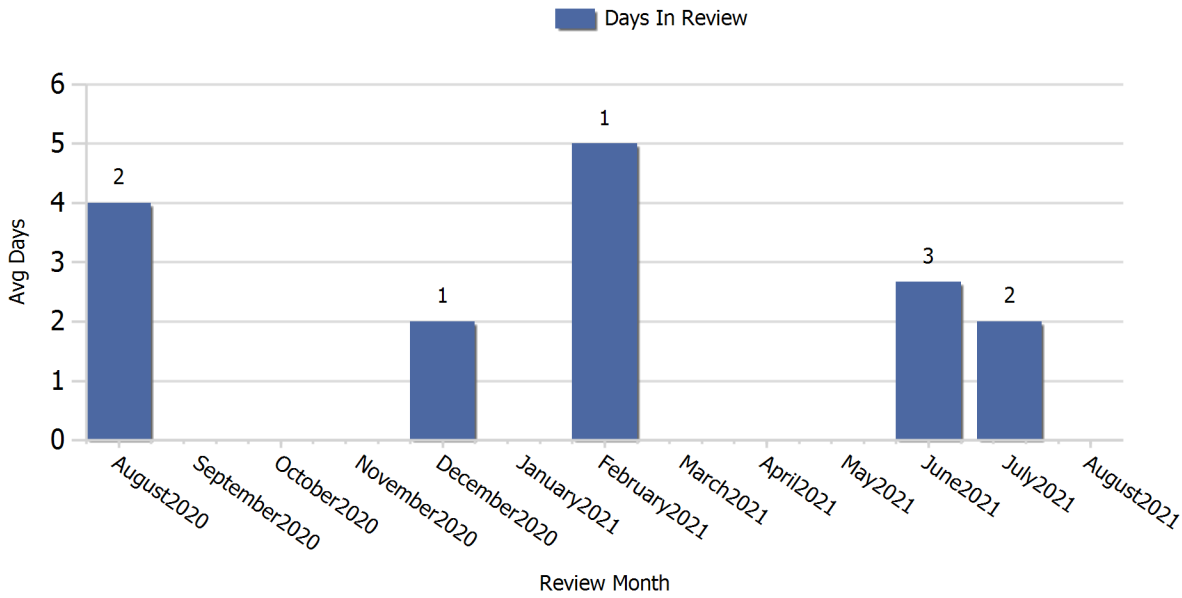
ICNs Received - Closed - Resubmittal Required



UINs Received - Closed - Resubmittal Required

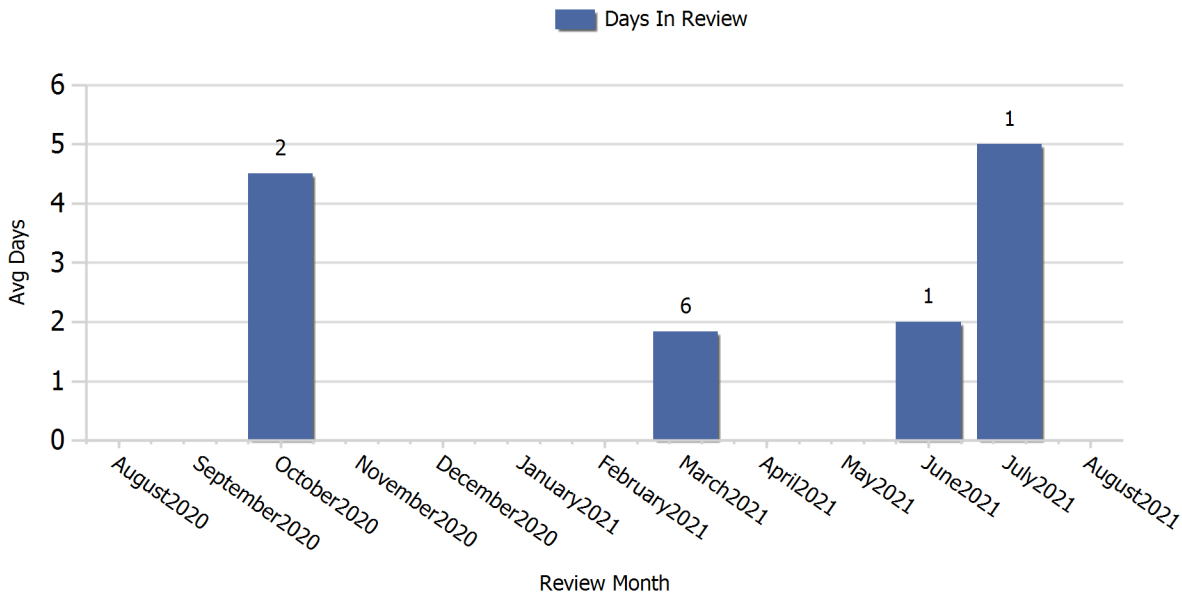


ICN Average Days in Review



Note: Months with no completed reviews will display without data.

UIN Average Days in Review



Note: Months with no completed reviews will display without data.

Days in Review charts provide the number of days in review on average for each ICN or UIN closed in a given month. The number above each month's entry reflects the total number of UINs or ICNs closed in that month.