Survey #: 2017-0007 Description: NGET O/S Routine Date: 1/4/17 Time: 0740

Unit: Ø BLDG: O/S ELEV: 592' Surveyor Name(s): (Print) M. McCambridge (Sign) M. McC

ZIONSOLUTIONS LLC

RWP: 2017-0-0012 Rad Posting: N/A Air Sample taken: ☐yes ☒no

Dosimetry Placement: ☒ Chest ☐Head ☐Thigh ☐Other N/A

All dose rates in mrem/hr unless otherwise noted

Instrument Model	Serial #
M3/4410	284168
AVG Bkgd	3200 dpm
Action Limit	4737 dpm
N/A	N/A

mm 1-4-17
CPM
CPM

All Smears and/or Large Area Swipes
<1000 dpm/100cm² (unless noted below)

#	β-γ	α	#	β-γ	α	Masslinns Letter	β-γ
		N					N
			A				A

DRPs detected : ☐Yes ☒No ☐N/A

Purpose of Survey:
- ☐ RWP
- ☒ Routine
- ☐ Investigational
- ☐ Release
- ☐ Other (specify)

Comments:
- ☐ Decon Recommended
- ☐ Shielding Recommended
- ☐ Release Recommended
- ☒ None
- ☐ Other (specify)

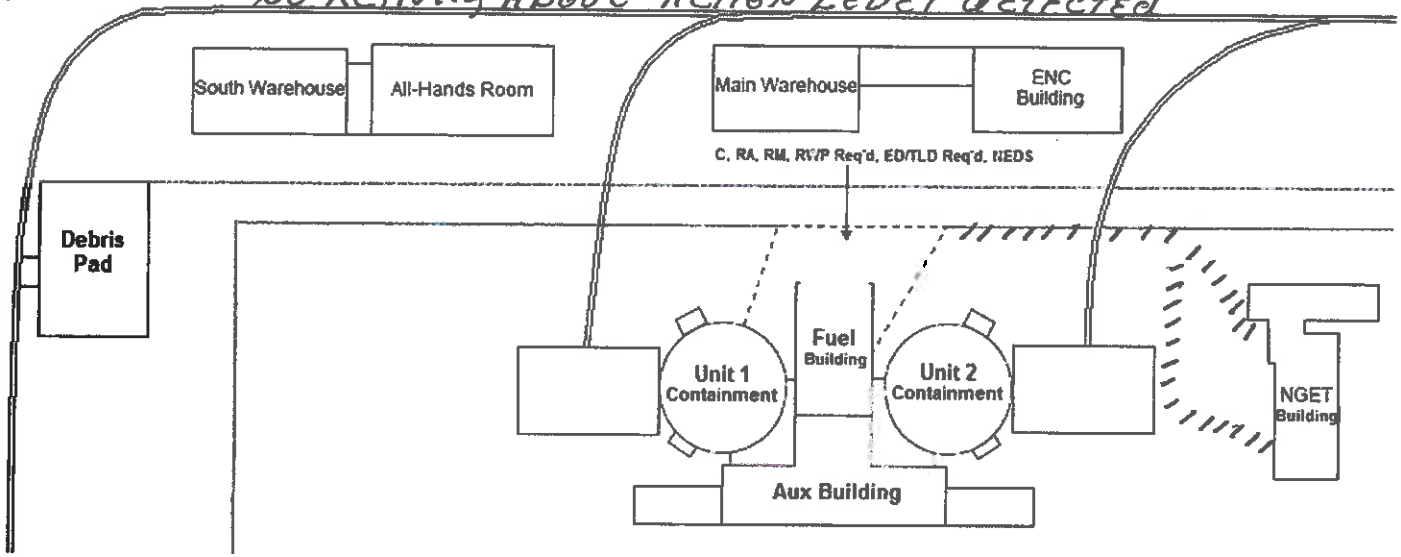

indicates areas where 44-10 survey was performed.

- - - - = Rad boundary
*#/# = Contact/ 30cm dose rates
= Gamma dose rate
(#) = Smear location
ABC = Large area swipe

Peer Check (Signature): Keith Gilbert RPS Approval (Signature): [signature]

PA 1-18-17
~~PAGE 2 of 2~~

Survey #: 2017-0044
Description: PATHWAY SURVEYS Date: 01/17/17 Time: 1400
Unit: N/A BLDG: N/A ELEV: 592'
Surveyor Name(s): (Print) PATRICK ARCHER (Sign) P A

ZIONSOLUTIONS

RWP: 2017 - 0 - 0017
Rad Posting: SEE BELOW
Air Sample taken: ☐yes ☒no

Dosimetry Placement: ☒ Chest ☐ Head ☐ Thigh ☐ Other N/A

Instrument Model	Serial #
M-3/4410	289980
N/A	

All dose rates in mrem/hr unless otherwise noted

All Smears and/or Large Area Swipes <1000 dpm/100cm² (unless noted below)

#	β-γ	α	#	β-γ	α	Masslinns Letter	β-γ

N/A

DRPs detected: ☐Yes ☒No ☐N/A

Purpose of Survey:
- ☐ RWP
- ☒ Routine
- ☐ Investigational
- ☐ Release
- ☐ Other (specify)

Comments:
- ☐ Decon Recommended
- ☐ Shielding Recommended
- ☐ Release Recommended
- ☒ None
- ☐ Other (specify)

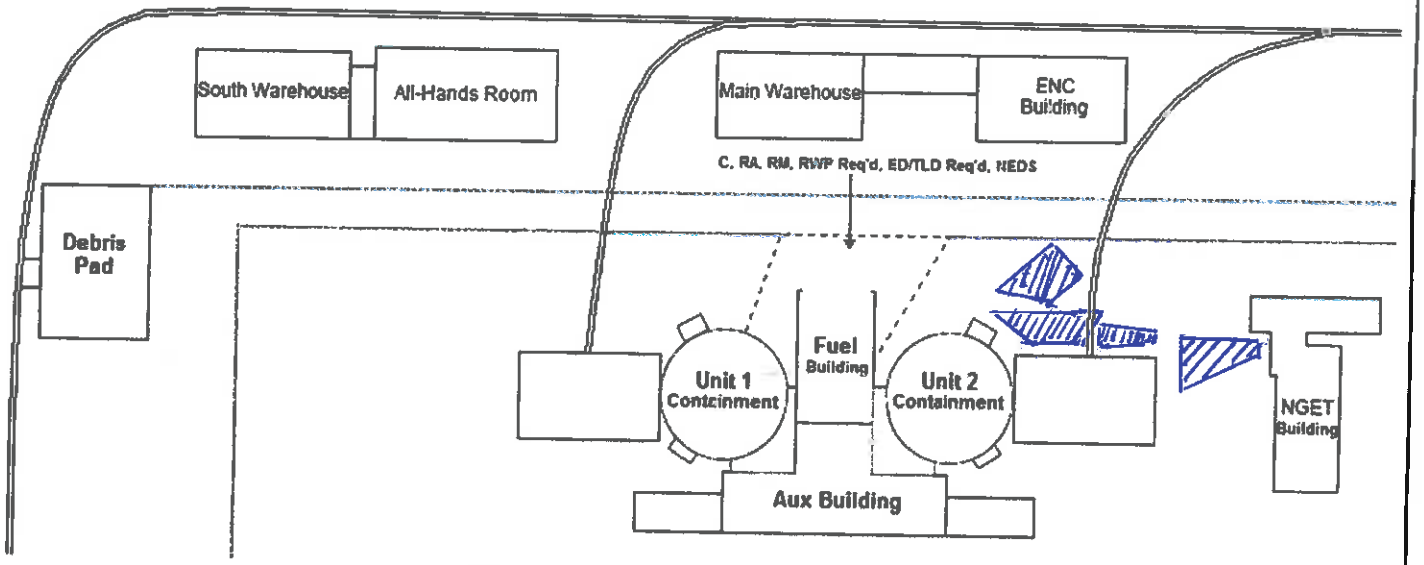

PERFORMED SURVEY WITH M-3-4410 OVER SHADED AREAS.
AVG. BKGD = 2500 cpm
MIN ACTION LEVEL (MAL) = 3858 cpm
RESULTS = < ~~MAL~~ MAL
PA 1-18-17

= Rad boundary
= Gamma dose rate
#/# = Contact/ 30cm dose rates
# = Smear location
ABC = Large area swipe

Peer Check (Signature): RPS Approval (Signature):

Survey #: 2017-0052

Description: EXCAVATOR PATHWAY SURVEY Date: 01/18/17 Time: 0930

Unit: Ø BLDG: O/S ELEV: 592

Surveyor Name(s): (Print) A. BRAGADO / Brady Smith (Sign) [signature]

ZIONSOLUTIONS

RWP: 2017 - 0 - 0003

Rad Posting: SEE BELOW

Air Sample taken: ☐yes ☒no

Dosimetry Placement: ☒ Chest ☐Head ☐Thigh ☐Other

All dose rates in mrem/hr unless otherwise noted

Instrument Model	Serial #
M3-4410	289980
M3-4410	302015
— N/A	—

All Smears and/or Large Area Swipes <1000 dpm/100cm² (unless noted below)

#	β-γ	α	#	β-γ	α	Masslinns Letter	β-γ
				N/A			

DRPs detected : ☐Yes ☒No ☐N/A

Purpose of Survey:
- ☐ RWP
- ☒ Routine
- ☐ Investigational
- ☐ Release
- ☐ Other (specify)

Comments:
- ☐ Decon Recommended
- ☐ Shielding Recommended
- ☐ Release Recommended
- ☒ None
- ☐ Other (specify)

- - - - = Rad boundary
= Gamma dose rate
(#) = Smear location
*#/# = Contact/ 30cm dose rates
LAS = Large area swipe

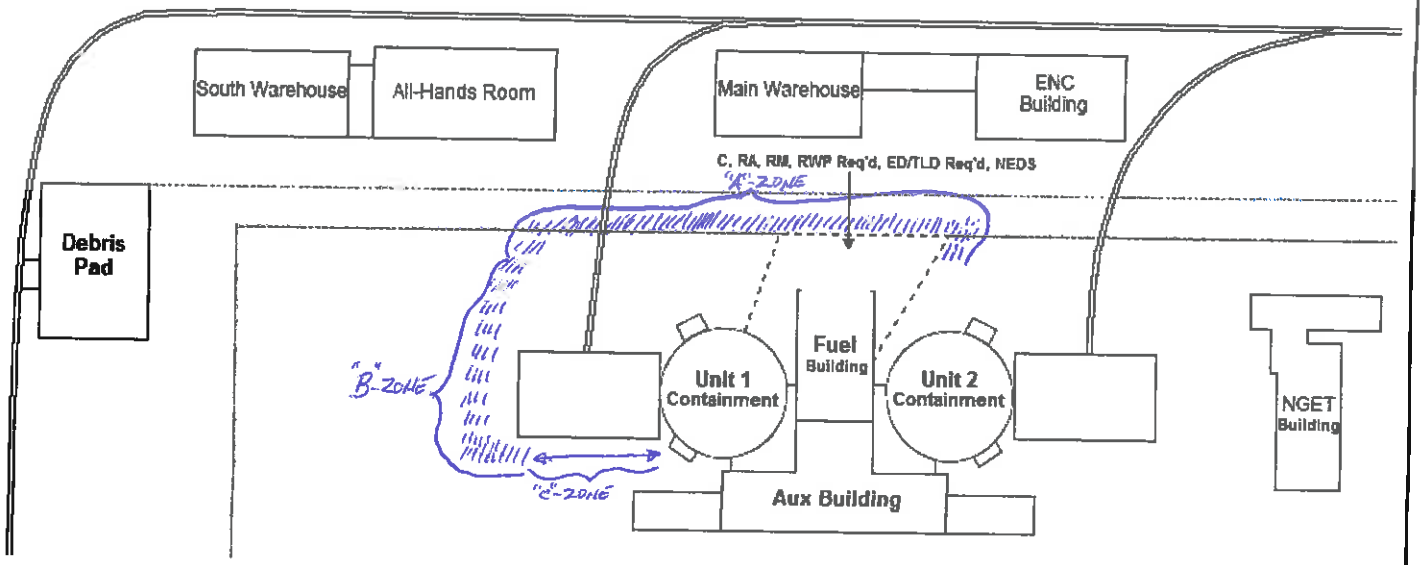

▨ indicates areas where 44-10 survey was performed.

PERFORM SURVEY OF EXCAVATOR PATHWAY FROM NORTH END OF FUEL BLDG TO U-1 TENT SOUTH EAST. WITH M3-4410 INSTRUMENT.

"A"-ZONE: AVERAGE BACKGROUND = 2200 cpm
MINIMUM ACTION LEVEL = 3474 cpm
RESULTS = < MAL cpm

"B"-ZONE: ELEVATED DOSE RATE DUE TO RADIOACTIVE MATERIAL STORAGE AREA NEARBY.
AVERAGE BACKGROUND = 5500 cpm
MINIMUM ACTION LEVEL = 7515 cpm
RESULTS = < MAL cpm

"C"-ZONE: AREA NOT SURVEY DUE TO MUDDY & STANDING WATER.

Peer Check (Signature): [signature] RPS Approval (Signature): [signature]

Survey #: 2017-0055

Description: NGET walkway / Unit 2

Date: 1/18/17 Time: 1230

Unit: N/A BLDG: O/S ELEV: 592'

Surveyor Name(s): (Print) Brady Smith / A. BRAGADO (Sign) [illegible] / [illegible]

ZIONSOLUTIONS

RWP: 2017 - O - 0003

Rad Posting: N/A

Dosimetry Placement: ☒ Chest ☐ Head ☐ Thigh ☐ Other

Air Sample taken: ☐ yes ☒ no

All dose rates in mrem/hr unless otherwise noted

Instrument Model	Serial #
M12-44-10	302015
M12-44-10	289780
N/A	N/A

All Smears and/or Large Area Swipes

<1000 dpm/100cm² (unless noted below)

#	β-γ	α	#	β-γ	α	Masslinns Letter	β-γ

DRPs detected: ☐ Yes ☒ No ☐ N/A

Purpose of Survey:
- ☐ RWP
- ☒ Routine
- ☐ Investigational
- ☐ Release
- ☐ Other (specify)

Comments:
- ☐ Decon Recommended
- ☐ Shielding Recommended
- ☐ Release Recommended
- ☒ None
- ☐ Other (specify)

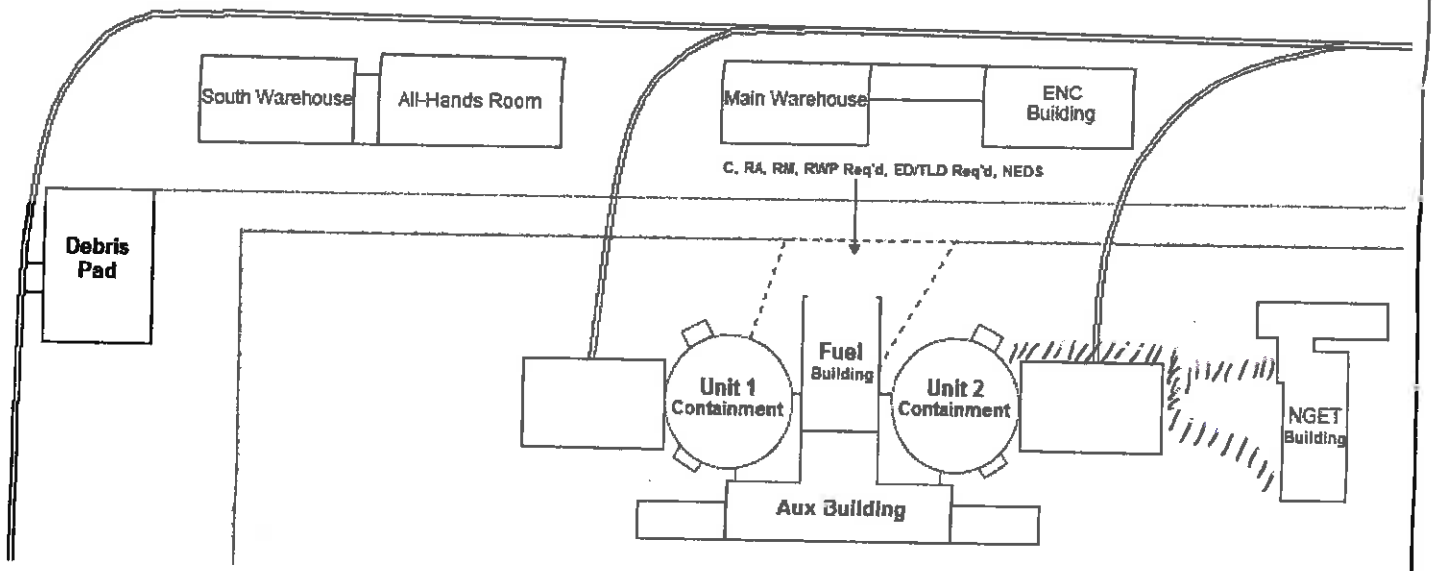

▨ indicates areas where 44-10 survey was performed.

Average Background = 2,300 cpm

Action limit = 3,603 cpm

All < Action limit

- - - - = Rad boundary

= Gamma dose rate

(#) = Smear location

*## = Contact/ 30cm dose rates

ABC = Large area swipe

Peer Check (Signature): [signature]

RPS Approval (Signature): [signature]

Survey #: 2017-0069

Unit: Ø BLDG: 0/S ELEV: 592'

Description: "A" TO "D" PATHWAY SURVEY Date: 1/19/17 Time: 1210

Surveyor Name(s): (Print) A. BRAGATO / Brady Smith (Sign) [signature]

ZION SOLUTIONS LLC

RWP: 2017 - 0 - 0003

Rad Posting: SEE BELOW

Air Sample taken: ☐ yes ☒ no

Dosimetry Placement: ☒ Chest ☐ Head ☐ Thigh ☐ Other N/A

Instrument Model	Serial #
M-12 / 4410	289980
M-12 / 4410	302015
N/A	

All Smears and/or Large Area Swipes <1000 dpm/100cm² (unless noted below)

#	β-γ	α	#	β-γ	α	Masslinns Letter	β-γ
				N/A			

DRPs detected: ☐ Yes ☒ No ☐ N/A

Purpose of Survey:
- ☐ RWP
- ☒ Routine
- ☐ Investigational
- ☐ Release
- ☐ Other (specify)

Comments:
- ☐ Decon Recommended
- ☐ Shielding Recommended
- ☐ Release Recommended
- ☒ None
- ☐ Other (specify)

- - - - = Rad boundary
= Gamma dose rate
(#) = Smear location
*## = Contact/ 30cm dose rates
ABC = Large area swipe

All dose rates in mrem/hr unless otherwise noted

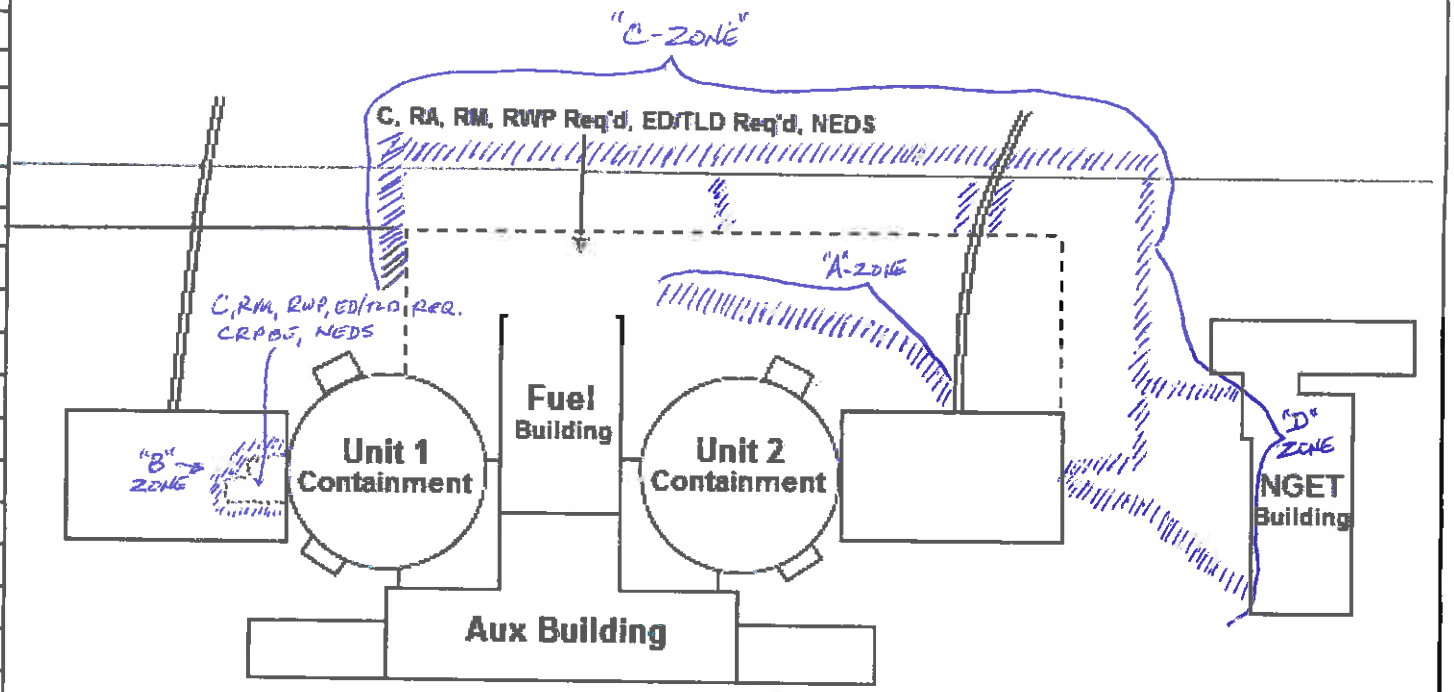

▨ indicates areas where 44-10 survey was performed.

PERFORMED SURVEY OF PATHWAY "A-D" ZONE.

"A"-ZONE:
AVERAGE BKGD = 2000 cpm
MINIMUM ACTION LEVEL = 3215 cpm
RESULTS = < MAL

"B"-ZONE:
AVERAGE BKGD. = 3200 cpm
MINIMUM ACTION LEVEL = 4737 cpm

"C"-ZONE:
AVERAGE BKGD. = 1800 cpm
MINIMUM ACTION LEVEL = 2953 cpm
RESULTS: = < M.A.L.

"D"-ZONE:
AVERAGE BKGD. = 2000 cpm
MINIMUM ACTION LEVEL = 3215 cpm
RESULTS = < M.A.L.

Peer Check (Signature): [signature] RPS Approval (Signature): [signature]

Survey #: 2017-0082

Unit: Ø BLDG: D/S ELEV: 592'

RWP: 2017 - 0 - 0003

Dosimetry Placement: ☒ Chest ☐ Head ☐ Thigh ☐ Other

Instrument Model	Serial #
M12 - 4410	274196
M12 - 4410	289980
N/A	

All Smears and/or Large Area Swipes <1000 dpm/100cm² (unless noted below)

#	β-γ	α	#	β-γ	α	Masslinns Letter	β-γ
				N/A			

DRPs detected: ☐ Yes ☒ No ☐ N/A

Purpose of Survey:
- ☐ RWP
- ☒ Routine
- ☐ Investigational
- ☐ Release
- ☐ Other (specify)

Comments:
- ☐ Decon Recommended
- ☐ Shielding Recommended
- ☐ Release Recommended
- ☒ None
- ☐ Other (specify)

- - - - = Rad boundary
Gamma dose rate
location
*## = Contact/ 30cm dose rates
LAS = Large area swipe

Description: "A" TO "I" PATHWAY SURVEY Date: 1/23/17 Time: SEE BELOW

Surveyor Name(s): (Print) A. BRAGADO / L. Lindemann (Sign) [signature] / [signature]

Rad Posting: SEE BELOW

Air Sample taken: ☐ yes ☒ no

ZION SOLUTIONS LLC

All dose rates in mrem/hr unless otherwise noted

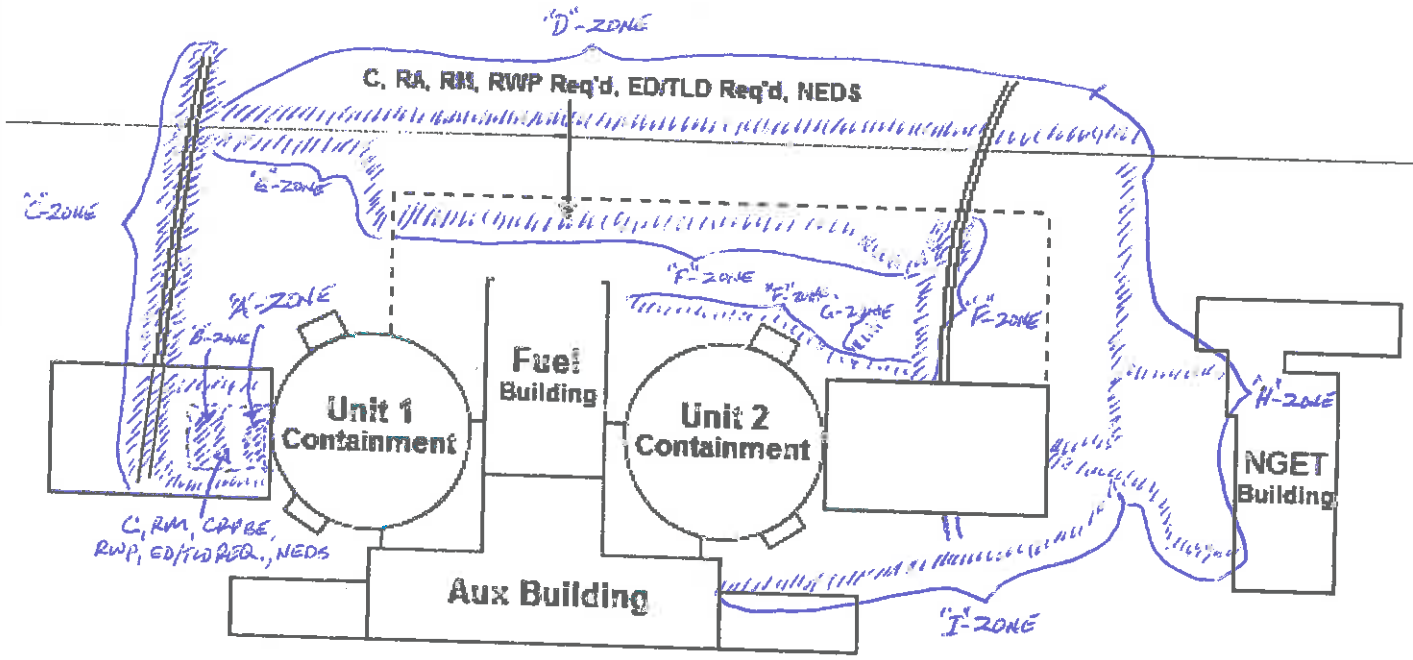

▨ indicates areas where 44-10 survey was performed.

"A"-ZONE = @ 11:45
AVERAGE BKGD = 8,000 CPM
MINIMUM ACTION LEVEL = 10,430 cpm
RESULTS = <MAL

"B"-ZONE: @ 10:30
AVG. BKGD = 4000 CPM
MINIMUM ACTION LEVEL = 5718 cpm
RESULTS = <MAL

"C"-ZONE = @ 1200
AVG. BKD = 3200 cpm
MIN. ACTION LEVEL = 4737 cpm
RESULTS = <MAL

"D"-ZONE @ 1230
AVG. BKGD = 1800 cpm
MINIMUM ACTION LEVEL = 2953 cpm
RESULTS = <MAL

E-ZONE @ 1130
AVG. BKGD = 1800 cpm
MINIMUM ACTION LEVEL = 2953 cpm
RESULTS = <MAL

"F"-ZONE @ 1100
AVG. BKGD = 2000 cpm
MINIMUM ACTION LEVEL = 3215 cpm
RESULTS = <MAL

"G"-ZONE: @ 1115
AVG. BKGD = 3,000 cpm
MINIMUM ACTION LEVEL = 4488 cpm
RESULTS = <MAL

"H"-ZONE: @ 1400
AVG. BKGD = 1800 cpm
MINIMUM ACTION LEVEL = 2953 cpm
RESULTS = <MAL

"I"-ZONE @ 1400
AVG. BKGD = 2300 cpm
RESULTS = <MAL

...nature): [signature] RPS Approval (Signature): [signature]

Survey #: 2017-0087

Unit: N/A BLDG: N/A ELEV: 592'

Description: PATHWAY FROM S. WHSE TO NGET Date: 01/24/17 Time: 1530

Surveyor Name(s): (Print) P. ARCHER / Z. Ginza (Sign) [signature]

ZIONSOLUTIONS LLC

RWP: 2017 - 0 - 0012

Rad Posting: N/A

Air Sample taken: ☐yes ☒no

Dosimetry Placement: ☒ Chest ☐Head ☐Thigh ☐Other N/A

Instrument Model	Serial #
M-12 / 4410	289980
M-12 / 4410	274196
N/A	

All Smears and/or Large Area Swipes <1000 dpm/100cm² (unless noted below)

#	β-γ	α	#	β-γ	α	Masslinns Letter	Masslinns β-γ
N/A							

DRPs detected: ☐Yes ☒No ☐N/A

Purpose of Survey:
- ☐ RWP
- ☒ Routine
- ☐ Investigational
- ☐ Release
- ☐ Other (specify)

Comments:
- ☐ Decon Recommended
- ☐ Shielding Recommended
- ☐ Release Recommended
- ☒ None
- ☐ Other (specify)

- - - - = Rad boundary
= Gamma dose rate
(#) = Smear location
*#/# = Contact/ 30cm dose rates
AEC = Large area swipe

All dose rates in mrem/hr unless otherwise noted

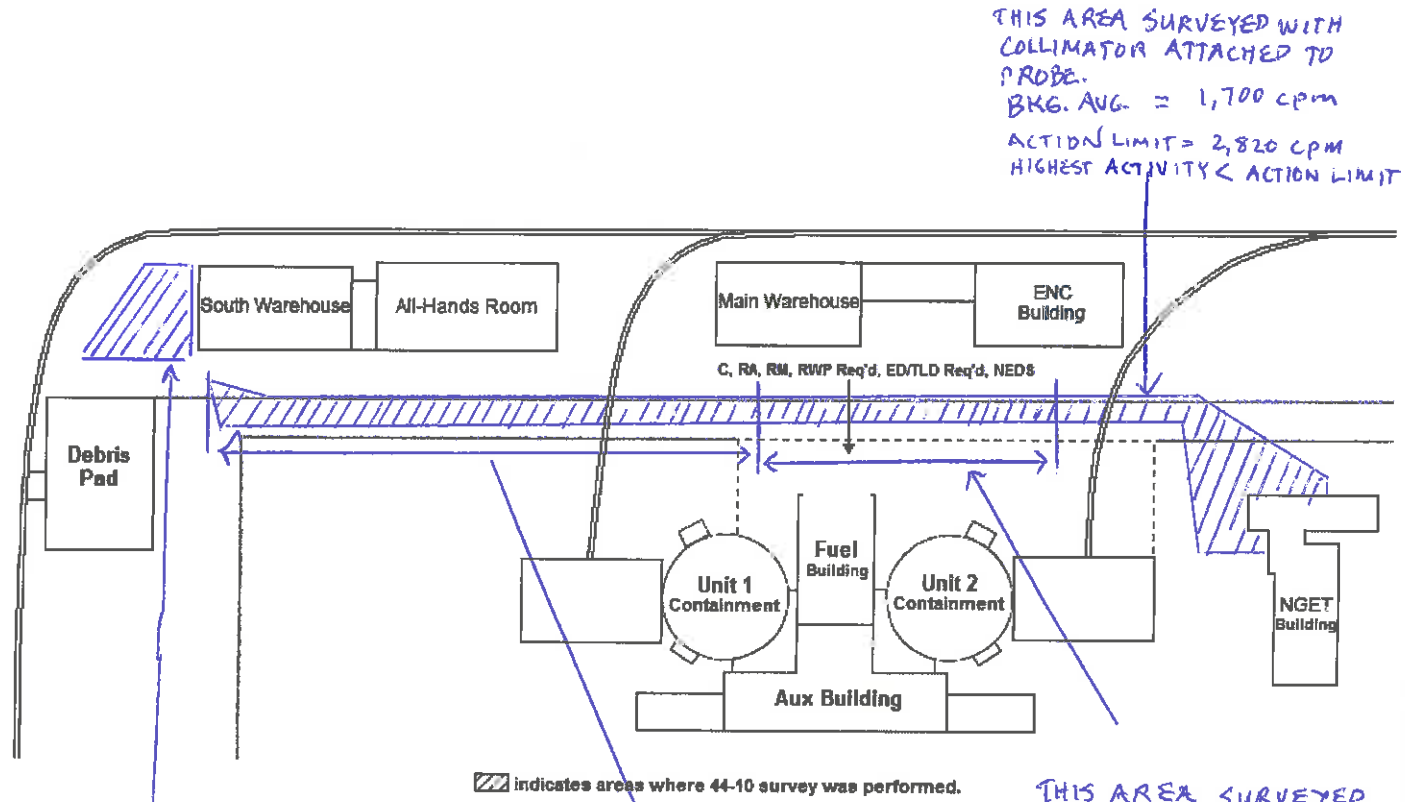

THIS AREA SURVEYED WITH COLLIMATOR ATTACHED TO PROBE.
BKG. AVG. = 1,700 cpm
ACTION LIMIT = 2,820 cpm
HIGHEST ACTIVITY < ACTION LIMIT

THIS AREA SURVEYED WITH COLLIMATOR ATTACHED TO PROBE.
AVG. BKG = 9,500 cpm
ACTION LIMIT = 12,148 cpm
HIGHEST ACTIVITY < ACTION LIMIT

THIS AREA SURVEYED WITHOUT COLLIMATOR ATTACHED TO PROBE.
AVG. BKG = 10,000 cpm
ACTION LIMIT = 12,717 cpm
HIGHEST ACTIVITY < ACTION LIMIT

THIS AREA SURVEYED WITHOUT COLLIMATOR ATTACHED TO PROBE,
AVG BKG = 4,000 cpm
ACTION LIMIT = 5,718 cpm
HIGHEST ACTIVITY < ACTION LIMIT

Peer Check (Signature): [signature] RPS Approval (Signature): [signature]

Survey #: 2017-00113 (PA 1-25-17)

Description: PATHWAY NGET TO S. WHSE Date: 01/25/17 Time: 1600

Unit: N/A BLDG: N/A ELEV: 592'

Surveyor Name(s): (Print) BO SKONICKI / P. ARCHER (Sign)

ZIONSOLUTIONS LLC

RWP: 2017 - 0 - 0012

Rad Posting: N/A

Air Sample taken: ☐ yes ☒ no

Dosimetry Placement: ☒ Chest ☐ Head ☐ Thigh ☐ Other N/A

Instrument Model	Serial #
M-12/ 4410 w/COLLIMATOR	289980
N/A	

All Smears and/or Large Area Swipes <1000 dpm/100cm² (unless noted below)

#	β-γ	α	#	β-γ	α	Masslinns Letter	β-γ
N/A							

DRPs detected: ☐ Yes ☒ No ☐ N/A

Purpose of Survey:
- ☐ RWP
- ☒ Routine
- ☐ Investigational
- ☐ Release
- ☐ Other (specify)

Comments:
- ☐ Decon Recommended
- ☐ Shielding Recommended
- ☐ Release Recommended
- ☒ None
- ☐ Other (specify)

- - - - = Rad boundary
= Gamma dose rate
(#) = Smear location
*### = Contact/ 30cm dose rates
[ABC] = Large area swipe

All dose rates in mrem/hr unless otherwise noted

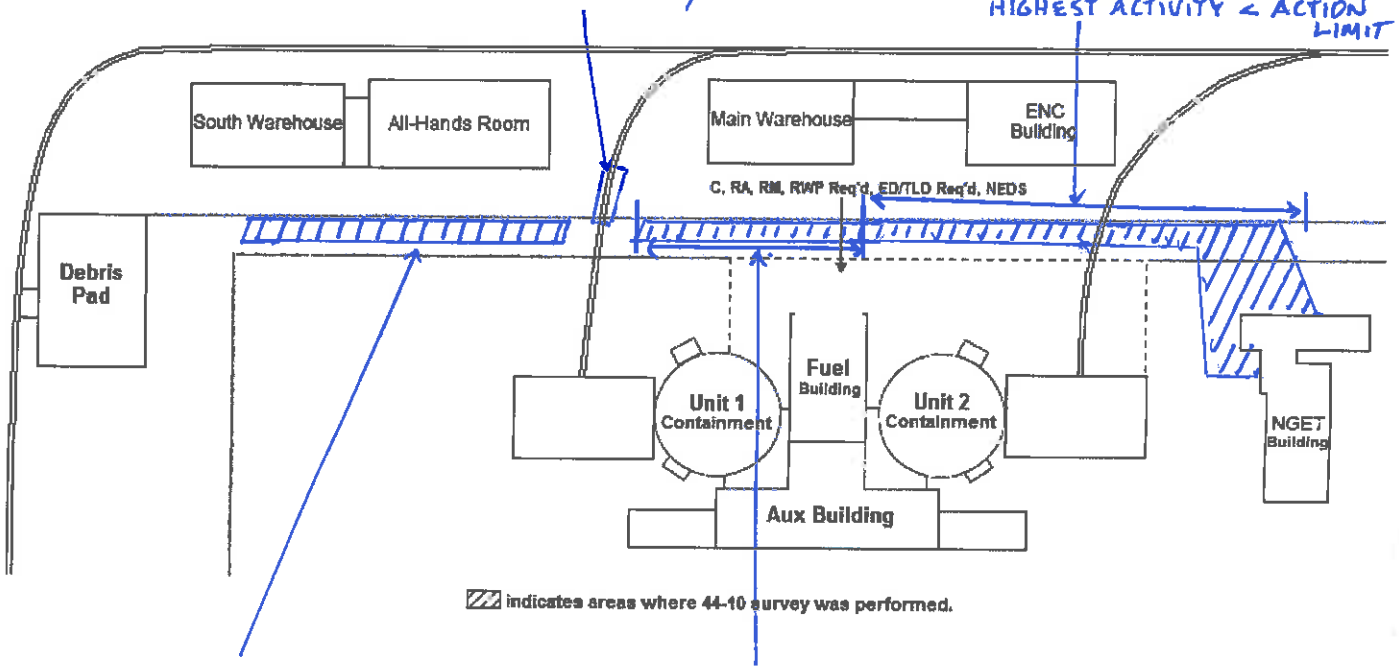

Peer Check (Signature): J. R. Rose

RPS Approval (Signature):

Survey #: 2017-0125

Description: Pathway From NGET To FHB Date: 1/24/17 Time: 1600

Unit: NA BLDG: NA ELEV: 592

Surveyor Name(s): (Print) KEITH GILBERT (Sign) [signature]

ZIONSOLUTIONS LLC

RWP: 2017 - 0 - 0012

Rad Posting: NA

Air Sample taken: ☐yes ☒no

Dosimetry Placement: ☒Chest ☐Head ☐Thigh ☐Other NA

Instrument Model	Serial #
M-12 14410	289980
N/A	N/A

All dose rates in mrem/hr unless otherwise noted

THIS AREA SURVEY WITH COLLIMATOR ATTACHED TO Probe
Avg Bkgd - 9600 cpm
ACTION LIMIT - 12262
NO DETECTABLE ABOVE ACTION LIMIT

All Smears and/or Large Area Swipes <1000 dpm/100cm² (unless noted below)

#	β-γ	α	#	β-γ	α	Masslinns Letter	β-γ

N/A

DRPs detected : ☐Yes ☒No ☐N/A

Purpose of Survey:
- ☐ RWP
- ☒ Routine
- ☐ Investigational
- ☐ Release
- ☐ Other (specify)

Comments:
- ☐ Decon Recommended
- ☐ Shielding Recommended
- ☐ Release Recommended
- ☒ None
- ☐ Other (specify)

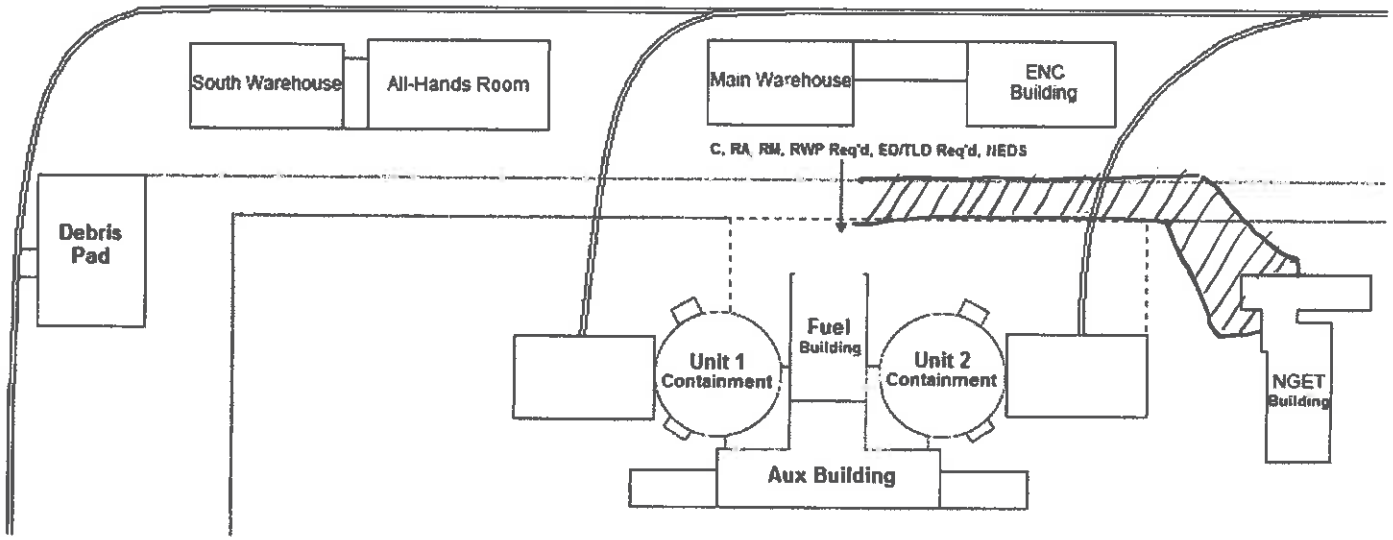

indicates areas where 44-10 survey was performed.

- - - - = Rad boundary
= Gamma dose rate
(#) = Smear location
*#/# = Contact/ 30cm dose rates
ABC = Large area swipe

Peer Check (Signature): [signature] RPS Approval (Signature): [signature]

Survey #: 2017-0134 Description: PATHWAY S. WHSE TO NGET Date: 01/30/17 Time: 1400

Unit: N/A BLDG: N/A ELEV: 592'

Surveyor Name(s): (Print) P. ARCHER (Sign) P. Archer

ZIONSOLUTIONS LLC

RWP: 2017 - 0 - 0012

Rad Posting: N/A

Air Sample taken: ☐ yes ☒ no

Dosimetry Placement: ☒ Chest ☐ Head ☐ Thigh ☐ Other

Instrument Model	Serial #
M-12/4410	302044
N/A	

All dose rates in mrem/hr unless otherwise noted

All Smears and/or Large Area Swipes <1000 dpm/100cm² (unless noted below)

#	β-γ	α	#	β-γ	α	Masslinns Letter	β-γ
N/A							

DRPs detected: ☐ Yes ☒ No ☐ N/A

Purpose of Survey:
- ☐ RWP
- ☒ Routine
- ☐ Investigational
- ☐ Release
- ☐ Other (specify)

Comments:
- ☐ Decon Recommended
- ☐ Shielding Recommended
- ☐ Release Recommended
- ☒ None
- ☐ Other (specify)

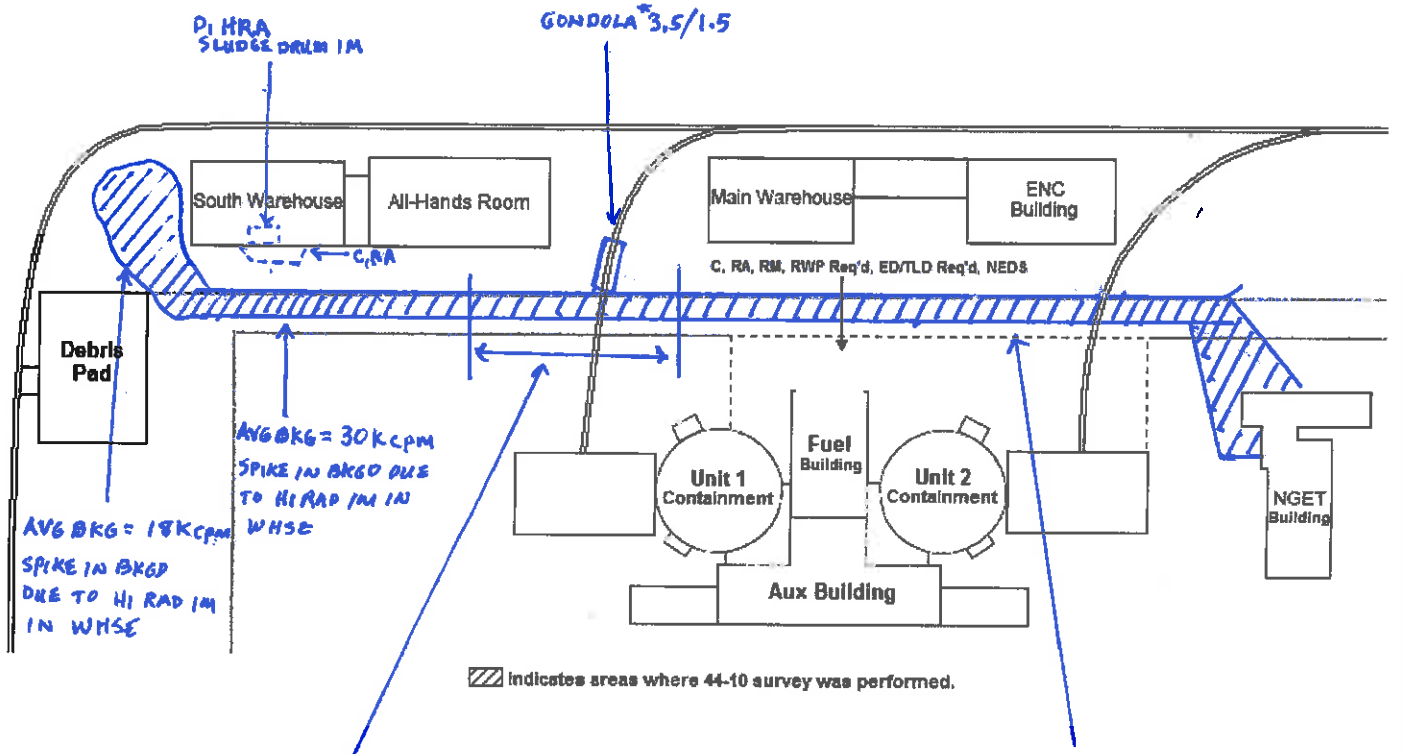

- - - - = Rad boundary
= Gamma dose rate
(#) = Smear location
*#/# = Contact/ 30cm dose rates
ABC = Large area swipe

Peer Check (Signature): Lynn Lindemann RPS Approval (Signature): [signature]

Survey #: 2017-0147

Description: FHB DAILY 44-10 Date: 1/31/17 Time: 1100

Unit: Ø BLDG: FHB ELEV: 592

Surveyor Name(s): (Print) DZVONAR (Sign) RD

ZIONSOLUTIONS

RWP: 2017 - 0 - 0022

Rad Posting: SEE BELOW

Air Sample taken: ☐yes ☒no

Dosimetry Placement: ☒ Chest ☐Head ☐Thigh ☐Other N/A

All dose rates in mrem/hr unless otherwise noted

Instrument Model	Serial #
RP 1-31-17 M-17 44-10	302044
N/A	N/A

All Smears and/or Large Area Swipes <1000 dpm/100cm² (unless noted below)

#	β-γ	α	#	β-γ	α	Masslinns Letter	β-γ
			N/A				

DRPs detected : ☐Yes ☒No ☐N/A

Purpose of Survey:
- ☐ RWP
- ☒ Routine
- ☒ Investigational
- ☐ Release
- ☐ Other (specify)

Comments:
- ☐ Decon Recommended
- ☐ Shielding Recommended
- ☐ Release Recommended
- ☒ None
- ☐ Other (specify)

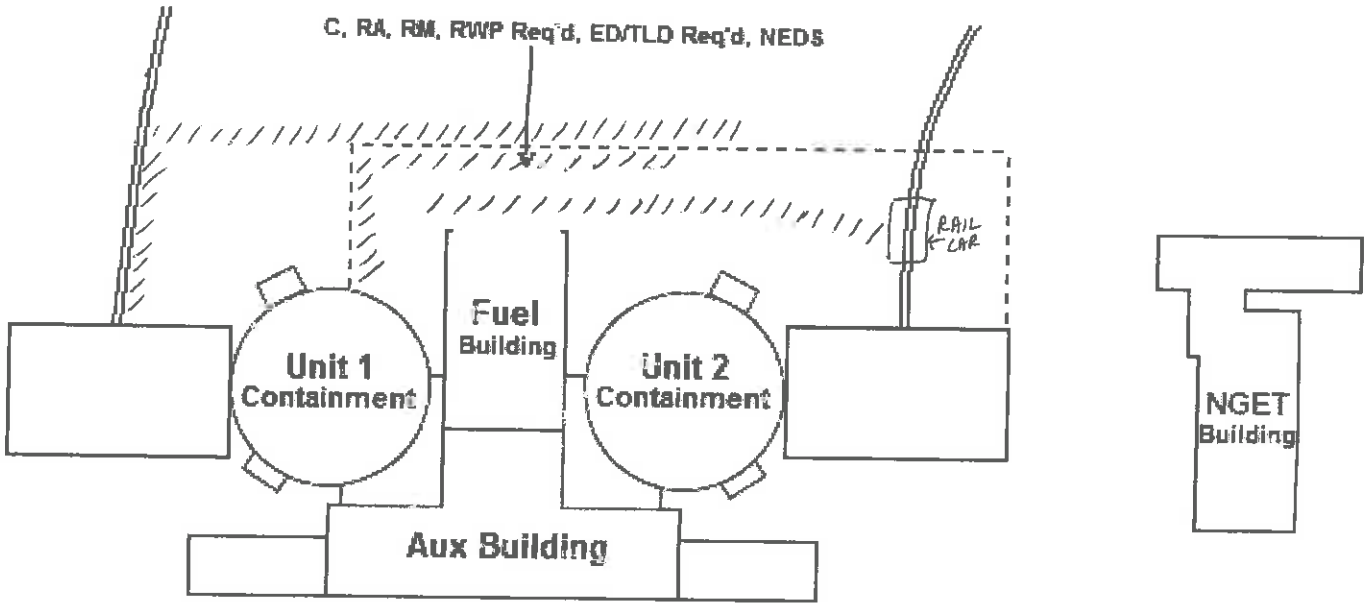

▨ indicates areas where 44-10 survey was performed.

AVERAGE BKGD = 3000 CPM

ACTION LIMIT = 4488 CPM

ALL AREAS SURVEYED LESS THAN ACTION LIMIT

- - - - = Rad boundary
= Gamma dose rate
(#) = Smear location
*#/# = Contact/ 30cm dose rates
ABC = Large area swipe

Peer Check (Signature): _____ RPS Approval (Signature): _____

Survey #: 2017-0158 Description: U2 Daily Pathway Date: 1/31/17 Time: 1600

Unit: N/A BLDG: o/s ELEV: 592'

Surveyor Name(s): (Print) Cody Terp (Sign) [signature]

ZIONSOLUTIONS LLC

RWP: 2017 - 0 - 0012

Rad Posting: N/A

Air Sample taken: ☐yes ☒no

Dosimetry Placement: ☒ Chest ☐Head ☐Thigh ☐Other N/A

Instrument Model	Serial #
M12/44-10	301959
N/A	N/A

All Smears and/or Large Area Swipes <1000 dpm/100cm² (unless noted below)

#	β-γ	α	#	β-γ	α	Masslinns Letter	β-γ
				N	A		

DRPs detected : ☐Yes ☒No ☐N/A

Purpose of Survey:
- ☐ RWP
- ☒ Routine
- ☐ Investigational
- ☐ Release
- ☐ Other (specify)

Comments:
- ☐ Decon Recommended
- ☐ Shielding Recommended
- ☐ Release Recommended
- ☒ None
- ☐ Other (specify)

- - - - = Rad boundary
= Gamma dose rate
(#) = Smear location
*## = Contact/ 30cm dose rates
ABC = Large area swipe

All dose rates in mrem/hr unless otherwise noted

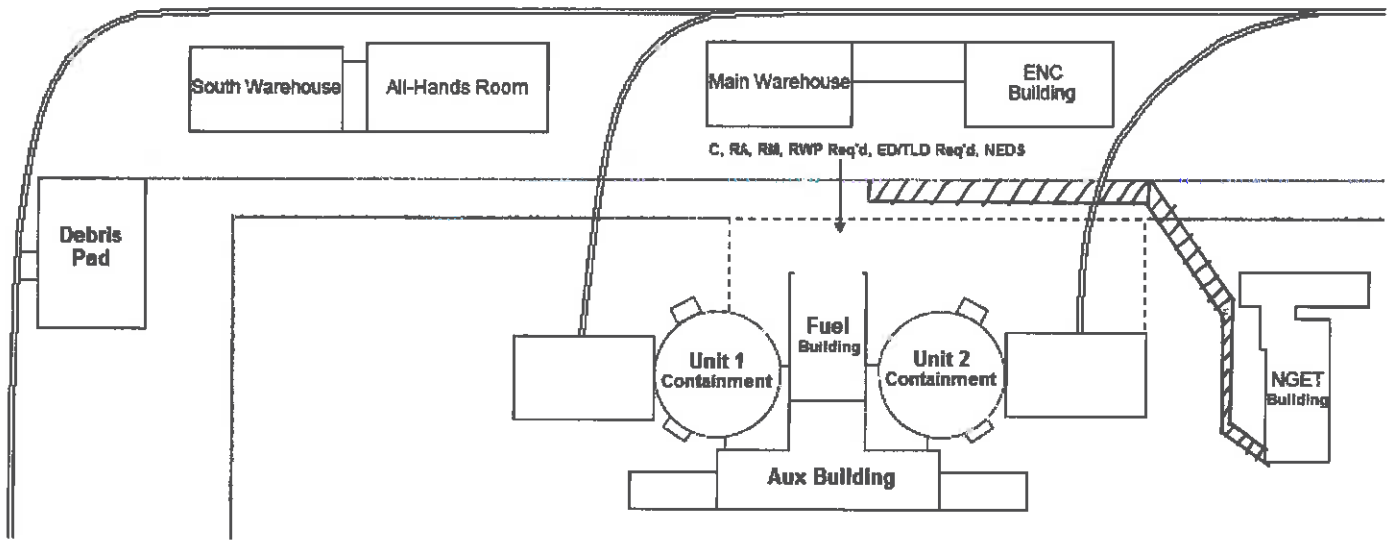

▨ indicates areas where 44-10 survey was performed.

Avg. Background 2,000 cpm
Action Limit 3,215 cpm
No counts above action limit

Peer Check (Signature): [signature] RPS Approval (Signature): [signature]

Survey #: 2017-0171 Description: Daily Pathway Date: 2/1/17 Time: 1430

Unit: N/A BLDG: 015 ELEV: 592 Surveyor Name(s): (Print) Lynn Lindemann (Sign) Lynn Lindemann

ZION SOLUTIONS

RWP: 2017-0-0003 Rad Posting: See Below Air Sample taken: ☐yes ☒no

Dosimetry Placement: ☒ Chest ☐ Head ☐ Thigh ☐ Other N/A

Instrument Model	Serial #
M-12 / 44-10	274196
A	A
N	N

All Smears and/or Large Area Swipes

<1000 dpm/100cm² (unless noted below)

#	β-γ	α	#	β-γ	α	Masslinns Letter	β-γ
					A		
				N			

DRPs detected : ☐Yes ☒No ☐N/A

Purpose of Survey:
- ☐ RWP
- ☒ Routine
- ☐ Investigational
- ☐ Release
- ☐ Other (specify)

Comments:
- ☐ Decon Recommended
- ☐ Shielding Recommended
- ☐ Release Recommended
- ☒ None
- ☐ Other (specify)

- - - - = Rad boundary
= Gamma dose rate
(#) = Smear location
*### = Contact/ 30cm dose rates
ABC = Large area swipe

All dose rates in mrem/hr unless otherwise noted

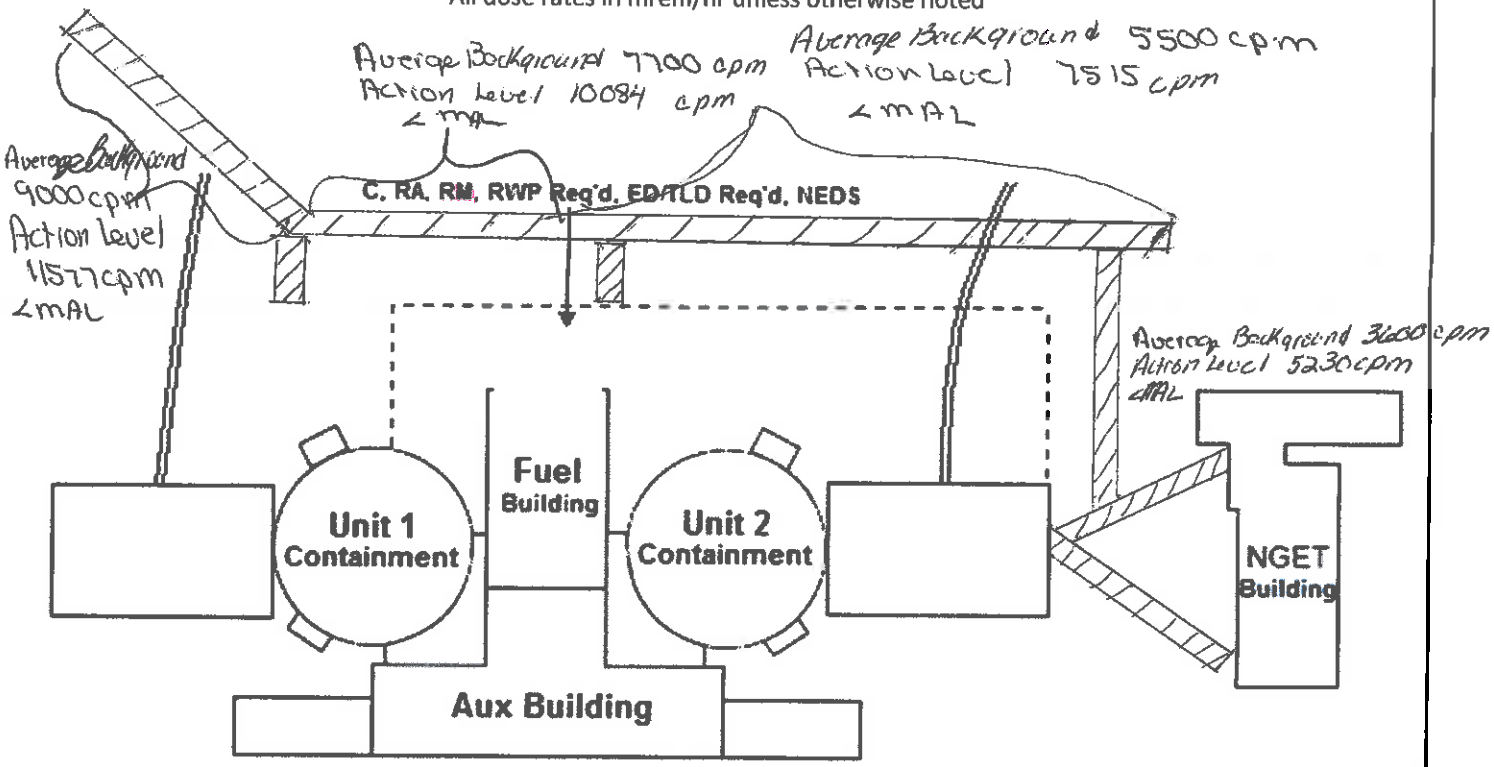

▨ indicates areas where 44-10 survey was performed.

Peer Check (Signature): [signature] RPS Approval (Signature): [signature]

Survey #: 2017 - 0183

Description: Daily Pathway

Date: 2/2/17 Time: 1400

Unit: N/A BLDG: o/s ELEV: 592'

Surveyor Name(s): (Print) Cody Terp (Sign) CL T

ZIONSOLUTIONS LLC

RWP: 2017 - 0 - 0012

Rad Posting: N/A

Air Sample taken: ☐yes ☒no

Dosimetry Placement: ☒ Chest ☐Head ☐Thigh ☐Other N/A

Instrument Model	Serial #
M12/44-10	301959
M3	283260
N/A	N/A

All Smears and/or Large Area Swipes <1000 dpm/100cm² (unless noted below)

#	β-γ	α	#	β-γ	α
				N	A

Masslinns	
Letter	β-γ

DRPs detected : ☒Yes ☐No ☐N/A

Purpose of Survey:
- ☐ RWP
- ☒ Routine
- ☐ Investigational
- ☐ Release
- ☐ Other (specify)

Comments:
- ☐ Decon Recommended
- ☐ Shielding Recommended
- ☐ Release Recommended
- ☒ None
- ☐ Other (specify)

- - - - = Rad boundary
= Gamma dose rate
(#) = Smear location
*### = Contact/ 30cm dose rates
ARC = Large area swipe

All dose rates in mrem/hr unless otherwise noted

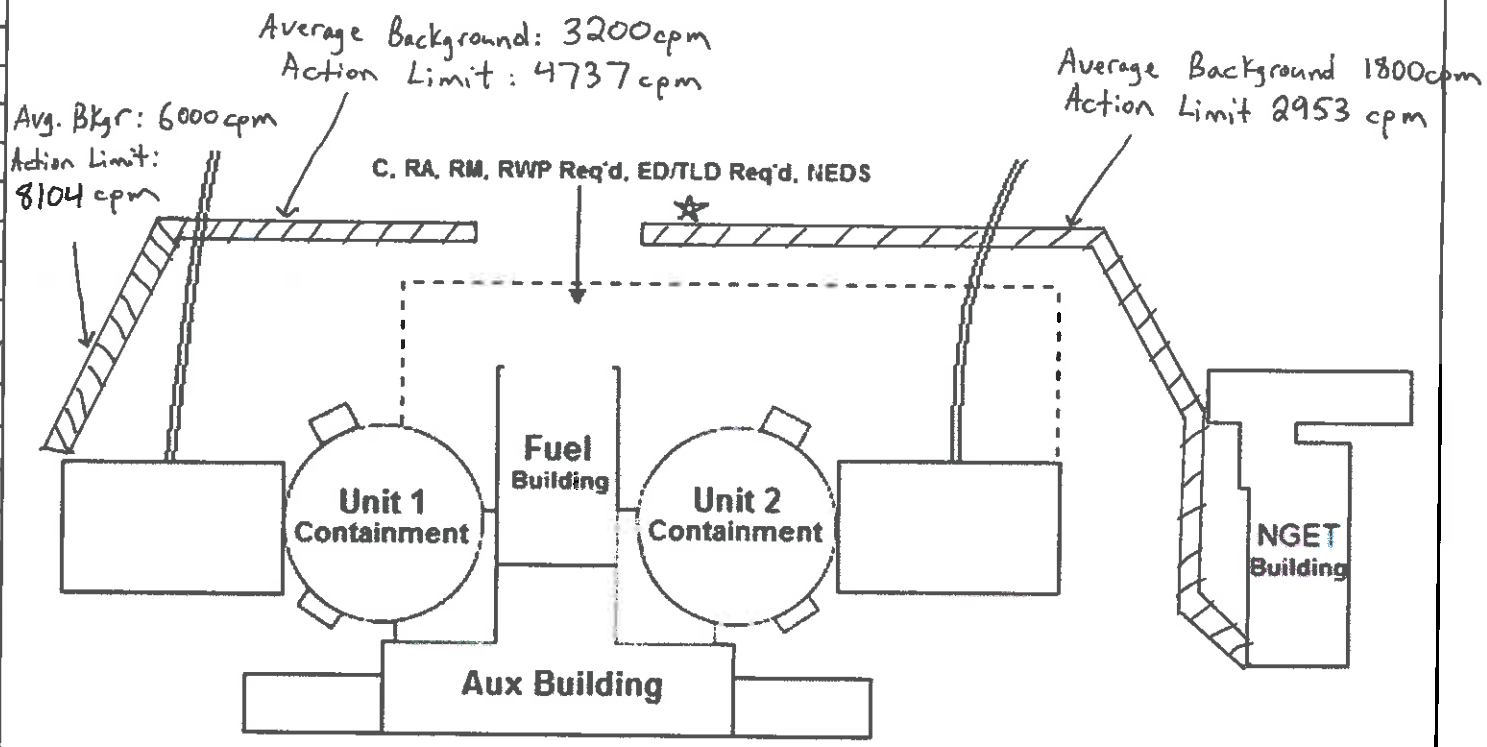

▨ indicates areas where 44-10 survey was performed.

* Collimator was used

☆ DRP found and discarded
M12/44-10 : 30,000 cpm
M3: 10K dpm

All other areas no counts above action limit.

Peer Check (Signature): Lynn Lindemann

RPS Approval (Signature):

Survey #: 2017-0194

Description: Daily Pathway

Date: 2/6/17 Time: 1445

Unit: N/A BLDG: 015 ELEV: 592

Surveyor Name(s): (Print) Lynn Lindemann 2. Ginzel (Sign) Lynn Lindemann

ZIONSOLUTIONS

RWP: 2017-0-0003

Rad Posting: See Below

Air Sample taken: ☐yes ☒no

Dosimetry Placement: ☒ Chest ☐Head ☐Thigh ☐Other N/A

Instrument Model	Serial #
m-12/4410	274196
m-12/44-10	289980
A	A
N	N

All Smears and/or Large Area Swipes <1000 dpm/100cm² (unless noted below)

#	β-γ	α	#	β-γ	α	Masslinns Letter	β-γ
					A		
				N			

DRPs detected: ☐Yes ☒No ☐N/A

Purpose of Survey:
- ☐ RWP
- ☒ Routine
- ☐ Investigational
- ☐ Release
- ☐ Other (specify)

Comments:
- ☐ Decon Recommended
- ☐ Shielding Recommended
- ☐ Release Recommended
- ☒ None
- ☐ Other (specify)

All dose rates in mrem/hr unless otherwise noted

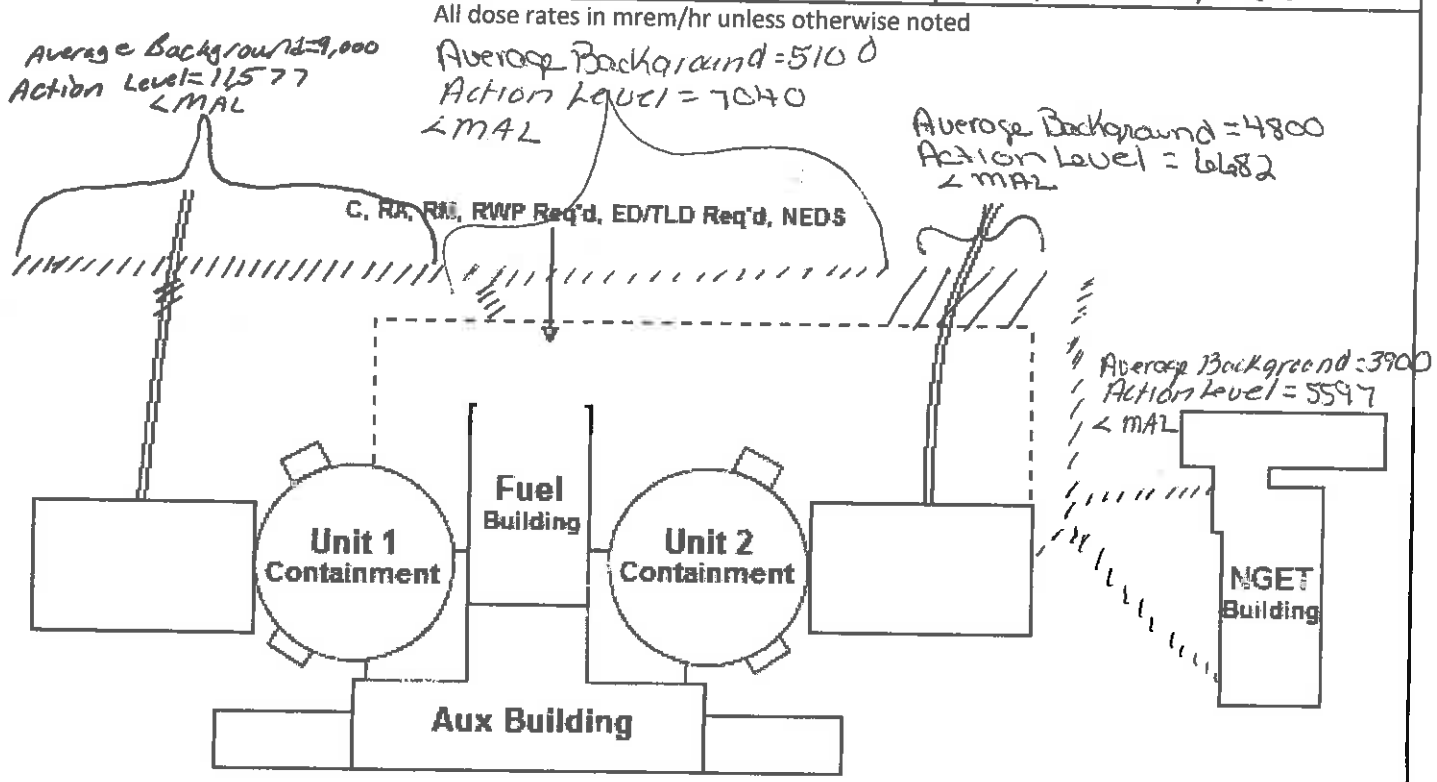

indicates areas where 44-10 survey was performed.

- - - - = Rad boundary
= Gamma dose rate
(#) = Smear location
*## = Contact/ 30cm dose rates
ABC = Large area swipe

Peer Check (Signature): [signature]

RPS Approval (Signature): [signature]

Survey #: 2017-0211

Unit: N/A BLDG: 015 ELEV: 592

Description: Daily Pathways Date: 2/7/17 Time: 1545

Surveyor Name(s): (Print) A. BRAGADO Lynn Lindemann (Sign) [signature]

ZIONSOLUTIONS LLC

RWP: 2017 -0- 0003

Rad Posting: See Below

Air Sample taken: ☐yes ☒no

Dosimetry Placement: ☒ Chest ☐Head ☐Thigh ☐Other N/A

Instrument Model	Serial #
M-12/44-10	274196
M-12/44-10	301959
A	A
N	N

All dose rates in ~~mrem/hr~~ cpm unless otherwise noted AB 2-7-17

SLIGTHLY ELEVATED READING DUE TO NEARBY RADIOACTIVE STORAGE AREA
MINIMUM ACTION LEVEL = 5718 cpm
AVG. BGKD = 4,000 cpm w/COLLIMATOR
RESULTS = < MAL

AVG. BKGD. = 2,000 cpm w/ COLLIMATOR
MINIMUM ACTION LEVEL = 3215 cpm
RESULTS = < MAL

All Smears and/or Large Area Swipes
<1000 dpm/100cm² (unless noted below)

#	β-γ	α	#	β-γ	α	Masslinns Letter	β-γ
					A		
				N			

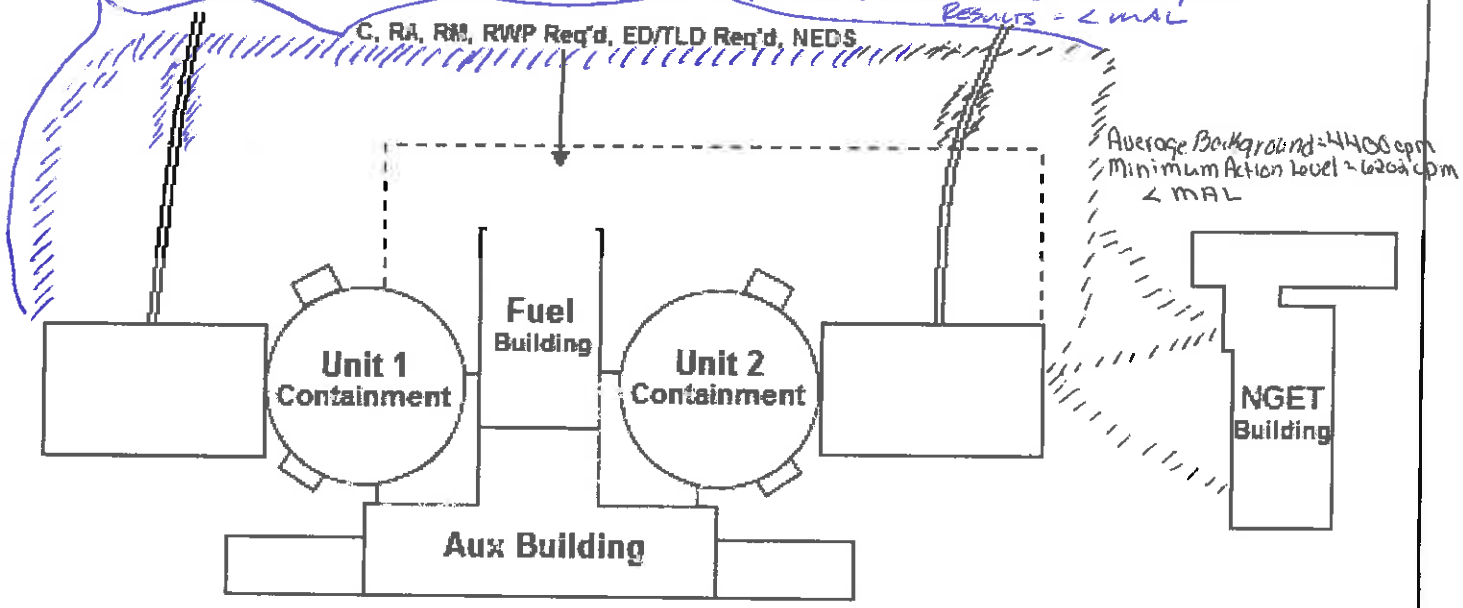

indicates areas where 44-10 survey was performed.

DRPs detected: ☐Yes ☒No ☐N/A

Purpose of Survey:
- ☐ RWP
- ☒ Routine
- ☐ Investigational
- ☐ Release
- ☐ Other (specify)

Comments:
- ☐ Decon Recommended
- ☐ Shielding Recommended
- ☐ Release Recommended
- ☒ None
- ☐ Other (specify)

- - - - = Rad boundary
= Gamma dose rate
(#) = Smear location
*#/# = Contact/ 30cm dose rates
ABC = Large area swipe

Peer Check (Signature): [signature] RPS Approval (Signature): [signature]

Survey #: 2017-0238

Description: PATHWAY FROM W' TENT TO NGET BLDG.

Date: 2/8/17 Time: 1500

Unit: 0 BLDG: O/S ELEV: 592

Surveyor Name(s): (Print) AGAPITO BRAGADO (Sign) ABragado

ZIONSOLUTIONS LLC

RWP: 2017 - 0 - 0003

Rad Posting: SEE BELOW

Air Sample taken: ☐yes ☒no

Dosimetry Placement: ☒ Chest ☐Head ☐Thigh ☐Other N/A

Instrument Model	Serial #
M-12/4410	302015
N/A	
N/A	

All Smears and/or Large Area Swipes <1000 dpm/100cm² (unless noted below)

#	β-γ	α	#	β-γ	α	Masslinns Letter	β-γ
				N/A			

DRPs detected : ☐Yes ☒No ☐N/A

Purpose of Survey:
- ☐ RWP
- ☒ Routine
- ☐ Investigational
- ☐ Release
- ☐ Other (specify)

Comments:
- ☐ Decon Recommended
- ☐ Shielding Recommended
- ☐ Release Recommended
- ☒ None
- ☐ Other (specify)

- - - - = Rad boundary
= Gamma dose rate
(#) = Smear location
*### = Contact/ 30cm dose rates
ABC = Large area swipe

~~All dose rates in mrem/hr unless otherwise noted~~ AB 2/8/17 ~~AB~~ AB 2/9/17 SEE BELOW

SLIGHTLY ELEVATED READINGS ON ZONE "A" & "B" DUE TO NEARBY RADIOACTIVE STORAGE AREA.

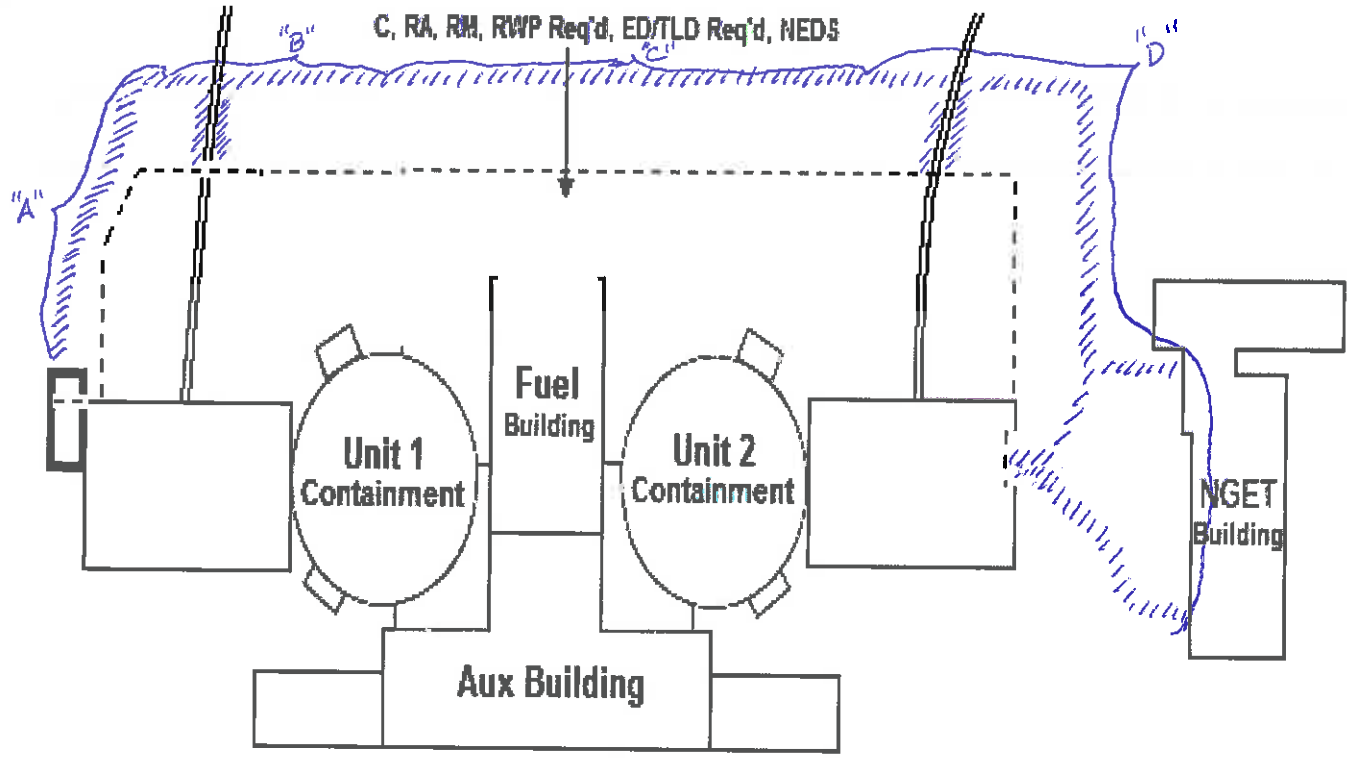

SURVEY PERFORMED WITH COLLIMATOR:

▨ indicates areas where 44-10 survey was performed.

ZONE "A": AVERAGE BKGD = 7,500 cpm
MINIMUM ACTION LEVEL = 9853 cpm
RESULTS = < M.A.L.

ZONE "B": AVERAGE BKGD = 3,500 cpm
MIN. ACTION LEVEL = 5,107 cpm
RESULTS = < M.A.L.

ZONE "C": 2,500 cpm AVG. BKGD.
MIN. ACTION LEVEL = 3558 cpm
RESULTS = < M.A.L.

ZONE "D":
AVG. BKGD. = 2,000 cpm
MIN. ACTION LEVEL = 3,215 cpm
RESULTS = < M.A.L.

Peer Check (Signature): [signature] RPS Approval (Signature): [signature]

Survey #: 2017-0249 Description: Daily Pathways Date: 2/19/17 Time: 1430

Unit: N/A BLDG: OIS ELEV: 592 Surveyor Name(s): (Print) Lynn Lindemann (Sign) Lynn Lindemann

ZIONSOLUTIONS

RWP: 2017-0-0003 Rad Posting: See Below Air Sample taken: ☐yes ☒no

Dosimetry Placement: ☒ Chest ☐Head ☐Thigh ☐Other N/A

Instrument Model	Serial #
m-12 / 44-10	289980
m-12 / 44-10	302015
m-12 / 44-10	302044

All Smears and/or Large Area Swipes <1000 dpm/100cm² (unless noted below)

#	β-γ	α	#	β-γ	α	Masslinns Letter	β-γ
					A		
				N			

DRPs detected: ☐Yes ☒No ☐N/A

Purpose of Survey:
- ☐ RWP
- ☒ Routine
- ☐ Investigational
- ☐ Release
- ☐ Other (specify)

Comments:
- ☐ Decon Recommended
- ☐ Shielding Recommended
- ☐ Release Recommended
- ☒ None
- ☐ Other (specify)

- - - - = Rad boundary
= Gamma dose rate
(#) = Smear location
△ = Air Sample
*## = Contact/ 30cm dose rates
ABC = Large area swipe
MAL = Minimum Action Level

All dose rates in mrem/hr unless otherwise noted

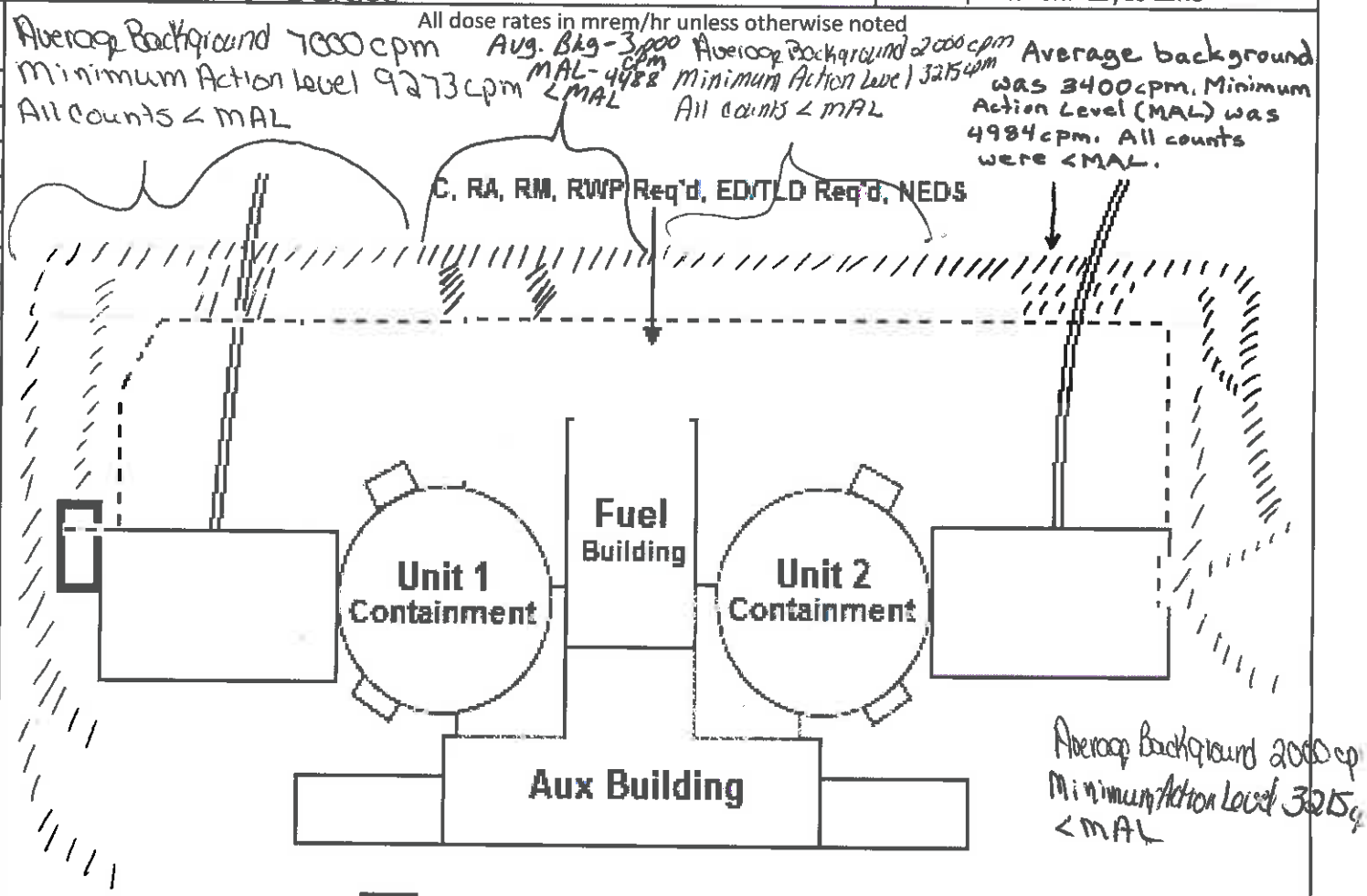

indicates areas where 44-10 survey was performed.

Avg. Bkg - Average Background
MAL - Minimum Action Level

All 44-10 had the attachment of an collimator

Peer Check (Signature): RPS Approval (Signature):

Survey #: 2017-0266 Description: Daily Pathway Date: 2/13/17 Time: 1330

Unit: N/A BLDG: O/S ELEV: 592' Surveyor Name(s): (Print) C. Terp (Sign) C. T

ZIONSOLUTIONS

RWP: 2017 - O - 0012 Rad Posting: N/A Air Sample taken: ☐yes ☒no

Dosimetry Placement: ☒ Chest ☐ Head ☐ Thigh ☐ Other N/A

Instrument Model	Serial #
M12/44-10	302015
N/A	N/A

All Smears and/or Large Area Swipes <1000 dpm/100cm² (unless noted below)

#	β-γ	α	#	β-γ	α	Masslinns Letter	β-γ
			N		A		

DRPs detected: ☐Yes ☒No ☐N/A

Purpose of Survey:
- ☐ RWP
- ☒ Routine
- ☐ Investigational
- ☐ Release
- ☐ Other (specify)

Comments:
- ☐ Decon Recommended
- ☐ Shielding Recommended
- ☐ Release Recommended
- ☒ None
- ☐ Other (specify)

▪▪▪▪ = Rad boundary
= Gamma dose rate
(#) = Smear location
△ = Air Sample
*#/# = Contact/ 30cm dose rates
ABC = Large area swipe
MAL = Minimum Action Level

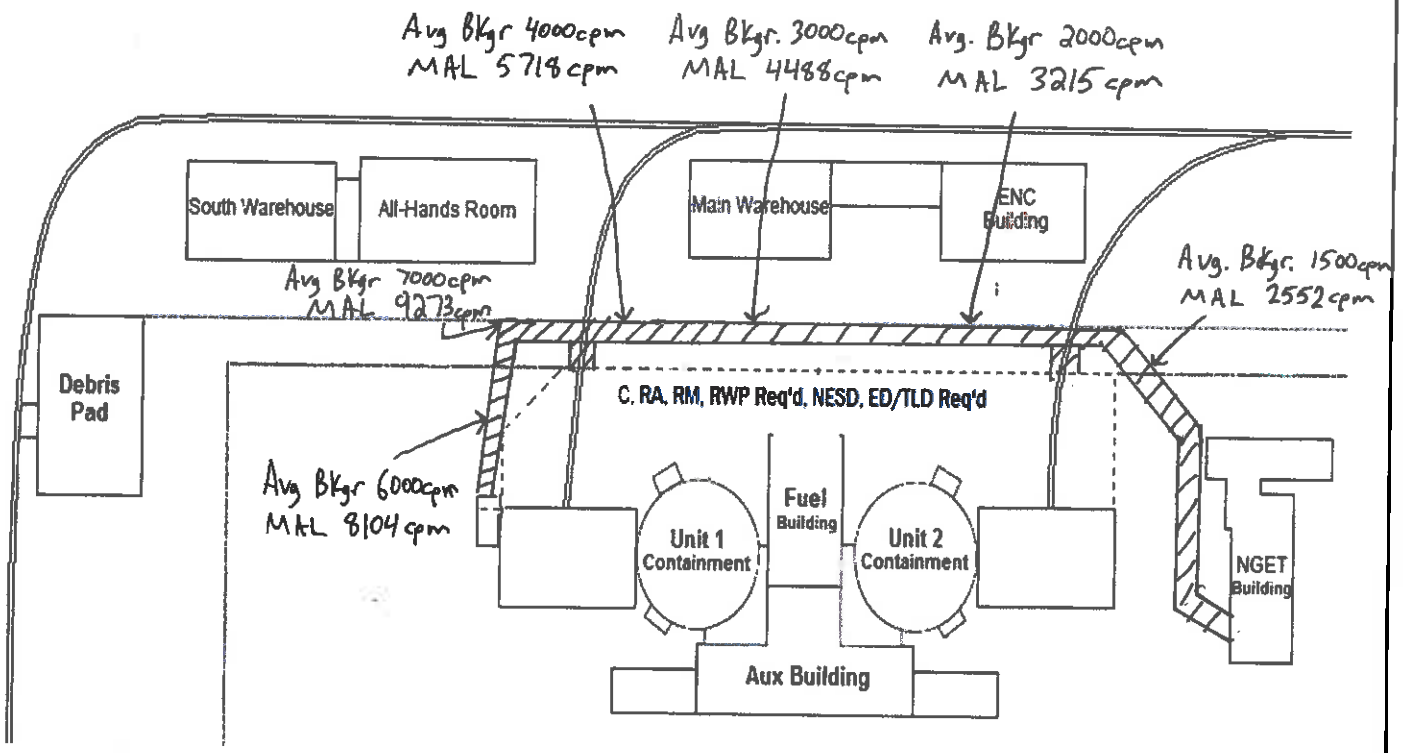

▨ indicates areas where 44-10 survey was performed.

No counts above the MAL were detected.
Collimater was used.

Peer Check (Signature): Keith Hilbert RPS Approval (Signature): [signature]

Survey #: 2017-0285 Description: U-2 WALKWAY 44-10 Date: 02/14/17 Time: 1430

Unit: N/A BLDG: N/A ELEV: 592'

Surveyor Name(s): (Print) PATRICK ARCHER (Sign) P. Archer

ZION SOLUTIONS LLC

RWP: 2017 - 0 - 0012

Rad Posting: N/A

Air Sample taken: ☐yes ☒no

Dosimetry Placement: ☑ Chest ☐Head ☐Thigh ☐Other N/A

Instrument Model	Serial #
M-12/44-10	302044
N/A	

All Smears and/or Large Area Swipes <1000 dpm/100cm² (unless noted below)

#	β-γ	α	#	β-γ	α	Masslinns Letter	β-γ
N/A							

DRPs detected : ☐Yes ☒No ☐N/A

Purpose of Survey:
- ☐ RWP
- ☒ Routine
- ☐ Investigational
- ☐ Release
- ☐ Other (specify)

Comments:
- ☐ Decon Recommended
- ☐ Shielding Recommended
- ☐ Release Recommended
- ☒ None
- ☐ Other (specify)

- - - - = Rad boundary
= Gamma dose rate
(#) = Smear location
△ = Air Sample
*## = Contact/ 30cm dose rates
LAS = Large area swipe
MAL = Minimum Action Level

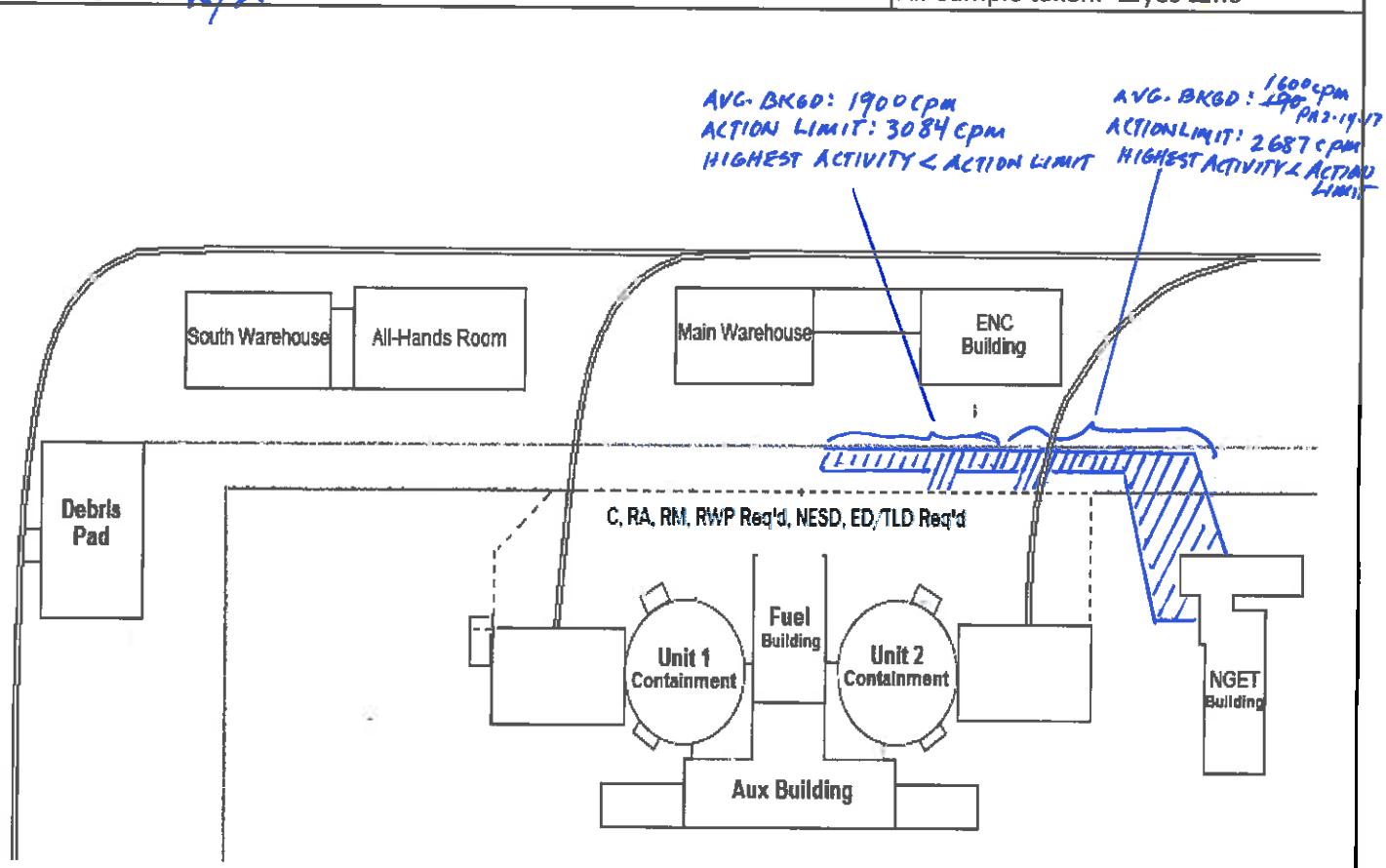

indicates areas where 44-10 survey was performed.

Peer Check (Signature): RPS Approval (Signature):

Survey #: 2017-0288 Description: U-1/FWR Pathway Date: 2/14/17 Time: 1430

Unit: N/A BLDG: N/A ELEV: N/A Surveyor Name(s): (Print) Z. Ginzel (Sign)

ZIONSOLUTIONS LLC

RWP: 2017-0-0012 Rad Posting: N/A Air Sample taken: ☐yes ☒no

Dosimetry Placement: ☒ Chest ☐Head ☐Thigh ☐Other N/A

Instrument Model	Serial #
4410 - M12	289980
N	
A	

All Smears and/or Large Area Swipes

<1000 dpm/100cm² (unless noted below)

#	β-γ	α	#	β-γ	α	Masslinns Letter	β-γ
				N			
					A		

DRPs detected: ☐Yes ☒No ☐N/A

Purpose of Survey:
- ☐ RWP
- ☒ Routine
- ☐ Investigational
- ☐ Release
- ☐ Other (specify)

Comments:
- ☐ Decon Recommended
- ☐ Shielding Recommended
- ☐ Release Recommended
- ☒ None
- ☐ Other (specify)

- - - - = Rad boundary
- # = Gamma dose rate
- (#) = Smear location
- △ = Air Sample
- *### = Contact/ 30cm dose rates
- [LAS] = Large area swipe
- MAL = Minimum Action Level

Average Background: 9800 cpm
MAL: 12603
< MAL

Average Background: 3500 cpm
MAL: 5107 cpm
< MAL

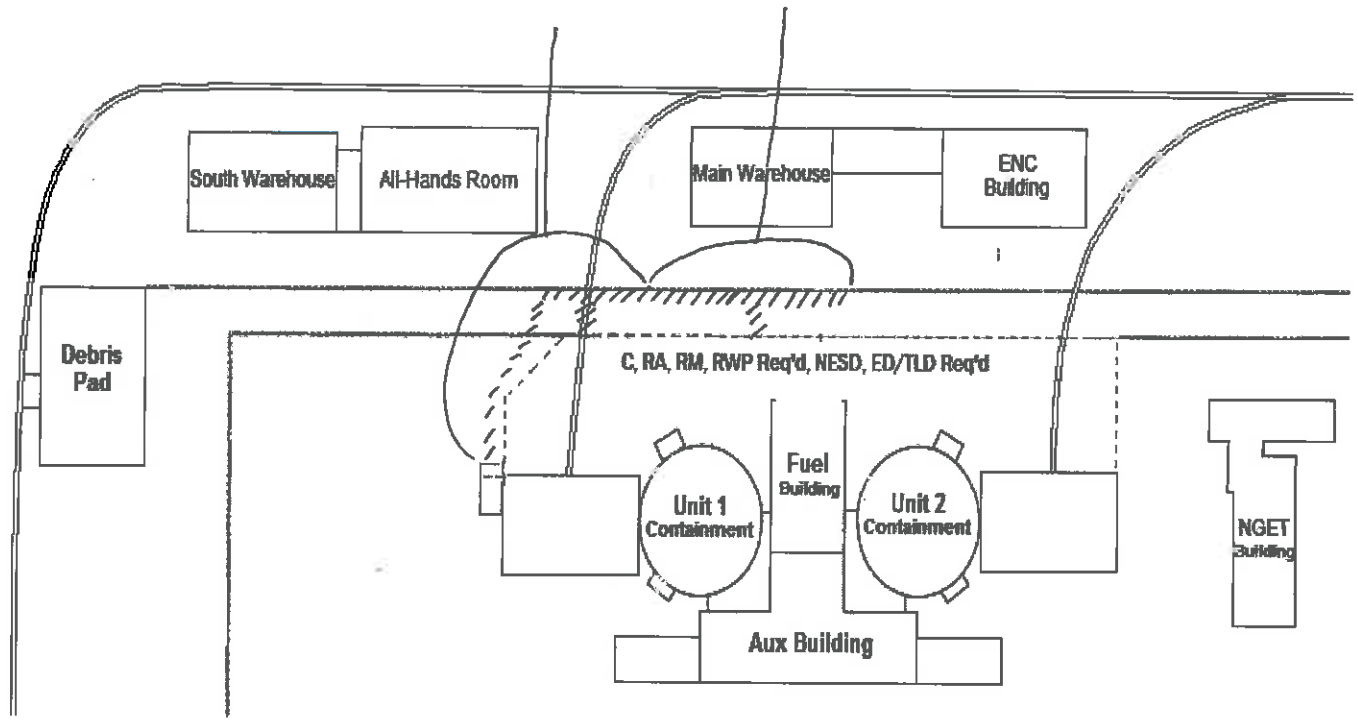

indicates areas where 44-10 survey was performed.

MAL: Minimum Action Level

Peer Check (Signature): RPS Approval (Signature):

Survey #: 2017-0302 Description: U-2 WALKWAY 44-10 Date: 02/15/17 Time: 1500

Unit: N/A BLDG: N/A ELEV: 592'

Surveyor Name(s): (Print) PATRICK ARCHER (Sign) [signature]

ZION SOLUTIONS LLC

RWP: 2017 - 0 - 0012

Rad Posting: N/A

Air Sample taken: ☐ yes ☒ no

Dosimetry Placement: ☒ Chest ☐ Head ☐ Thigh ☐ Other N/A

Instrument Model	Serial #
M-12/4410	301959
N/A	

All Smears and/or Large Area Swipes <1000 dpm/100cm² (unless noted below)

#	β-γ	α	#	β-γ	α	Masslinns Letter	β-γ
				N/A			

DRPs detected: ☐ Yes ☒ No ☐ N/A

Purpose of Survey:
- ☐ RWP
- ☒ Routine
- ☐ Investigational
- ☐ Release
- ☐ Other (specify)

Comments:
- ☐ Decon Recommended
- ☐ Shielding Recommended
- ☐ Release Recommended
- ☒ None
- ☐ Other (specify)

- - - - = Rad boundary
= Gamma dose rate
(#) = Smear location
△ = Air Sample
*## = Contact/ 30cm dose rates
ABC = Large area swipe
MAL = Minimum Action Level

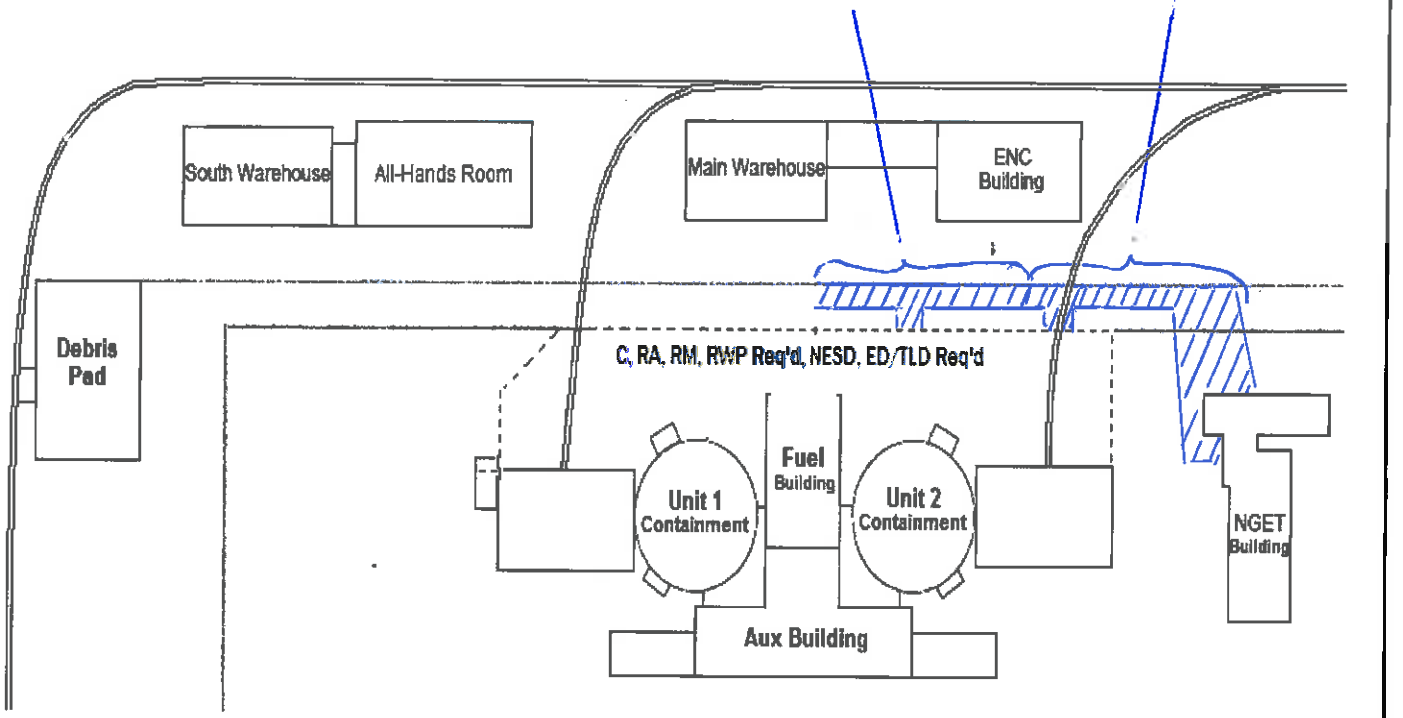

▨ indicates areas where 44-10 survey was performed.

Peer Check (Signature): [signature] RPS Approval (Signature): [signature]

Survey #: 2017-0303 | Description: O/S U1 Daily Survey | Date: 2/15/17 | Time: 1340

Unit: N/A | BLDG: O/S | ELEV: 592'

Surveyor Name(s): (Print) J. Reed (Sign) J. R.

ZIONSOLUTIONS LLC

RWP: 2017 - 0 - 0012

Rad Posting: N/A

Air Sample taken: ☐yes ☒no

Dosimetry Placement: ☒ Chest ☐Head ☐Thigh ☐Other N/A

Instrument Model	Serial #
M12/4410	302044
N/A	N/A

Average background for area surveyed was 7000cpm with columnator attached.
M.A.L. was 9273cpm.
No readings exceeded MAL

All Smears and/or Large Area Swipes <1000 dpm/100cm² (unless noted below)

#	β-γ	α	#	β-γ	α	Masslinns Letter	β-γ

DRPs detected : ☐Yes ☒No ☐N/A

Purpose of Survey:
- ☐ RWP
- ☒ Routine
- ☐ Investigational
- ☐ Release
- ☐ Other (specify)

Comments:
- ☐ Decon Recommended
- ☐ Shielding Recommended
- ☐ Release Recommended
- ☒ None
- ☐ Other (specify)

- - - - = Rad boundary
= Gamma dose rate
(#) = Smear location
△ = Air Sample
*## = Contact/ 30cm dose rates
ABC = Large area swipe
MAL = Minimum Action Level

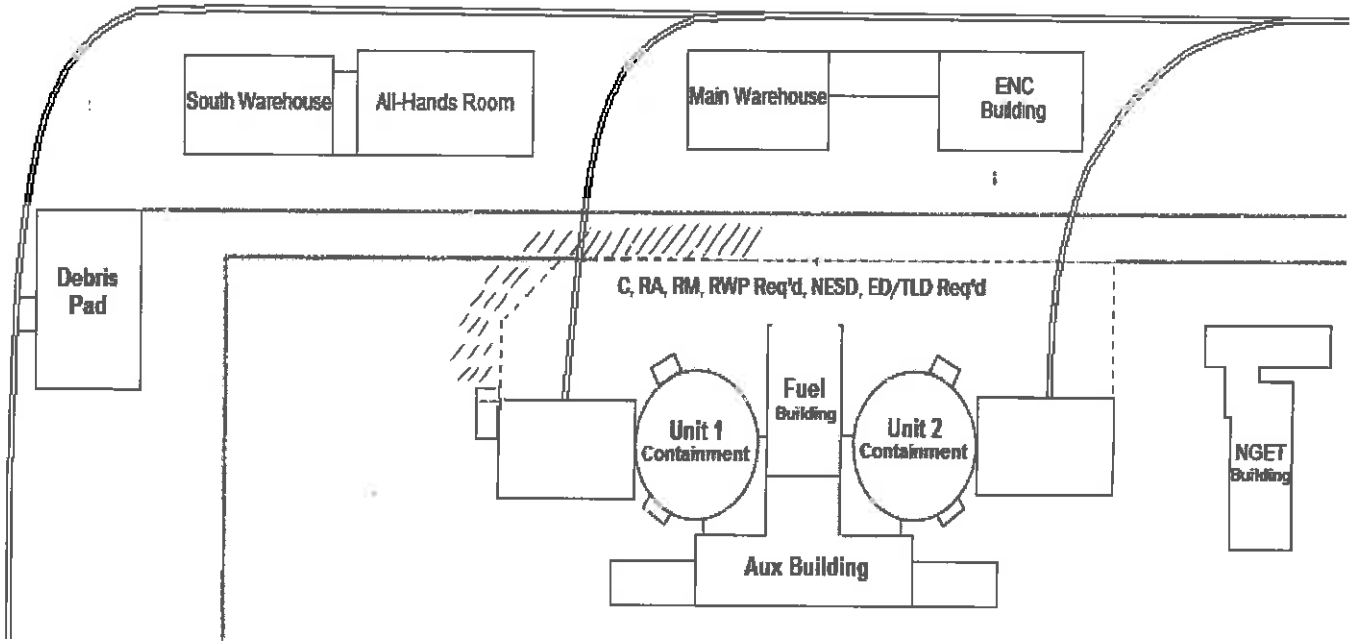

indicates areas where 44-10 survey was performed.

Peer Check (Signature): P. A.

RPS Approval (Signature):

Survey #: 2017-0310

Description: FHB DAILY 44-10 Date: 2/16/17 Time: 1100

Unit: Ø BLDG: FHB ELEV: 592

Surveyor Name(s): (Print) DZVONAR / ABRAGADO (Sign) RDzvonar / ABragado

ZIONSOLUTIONS LLC

RWP: 2017-0-0022

Rad Posting: SEE BELOW

Air Sample taken: ☐yes ☒no

Dosimetry Placement: ☒Chest ☐Head ☐Thigh ☐Other N/A

Instrument Model	Serial #
44-10	302015
44-10	301959
M3	283091

All Smears and/or Large Area Swipes <1000 dpm/100cm² (unless noted below)

#	β-γ	α	#	β-γ	α	Masslinns Letter	β-γ
			N	A			

DRPs detected: ☒Yes ☒No RD 2-21-17 ☐N/A

Purpose of Survey:
- ☐ RWP
- ☒ Routine
- ☒ Investigational
- ☐ Release
- ☐ Other (specify)

Comments:
- ☐ Decon Recommended
- ☐ Shielding Recommended
- ☐ Release Recommended
- ☒ None
- ☐ Other (specify)

- - - - = Rad boundary
*#/# = Contact/ 30cm dose rates
= Gamma dose rate
(#) = Smear location
ABC = Large area swipe

All dose rates in mrem/hr unless otherwise noted

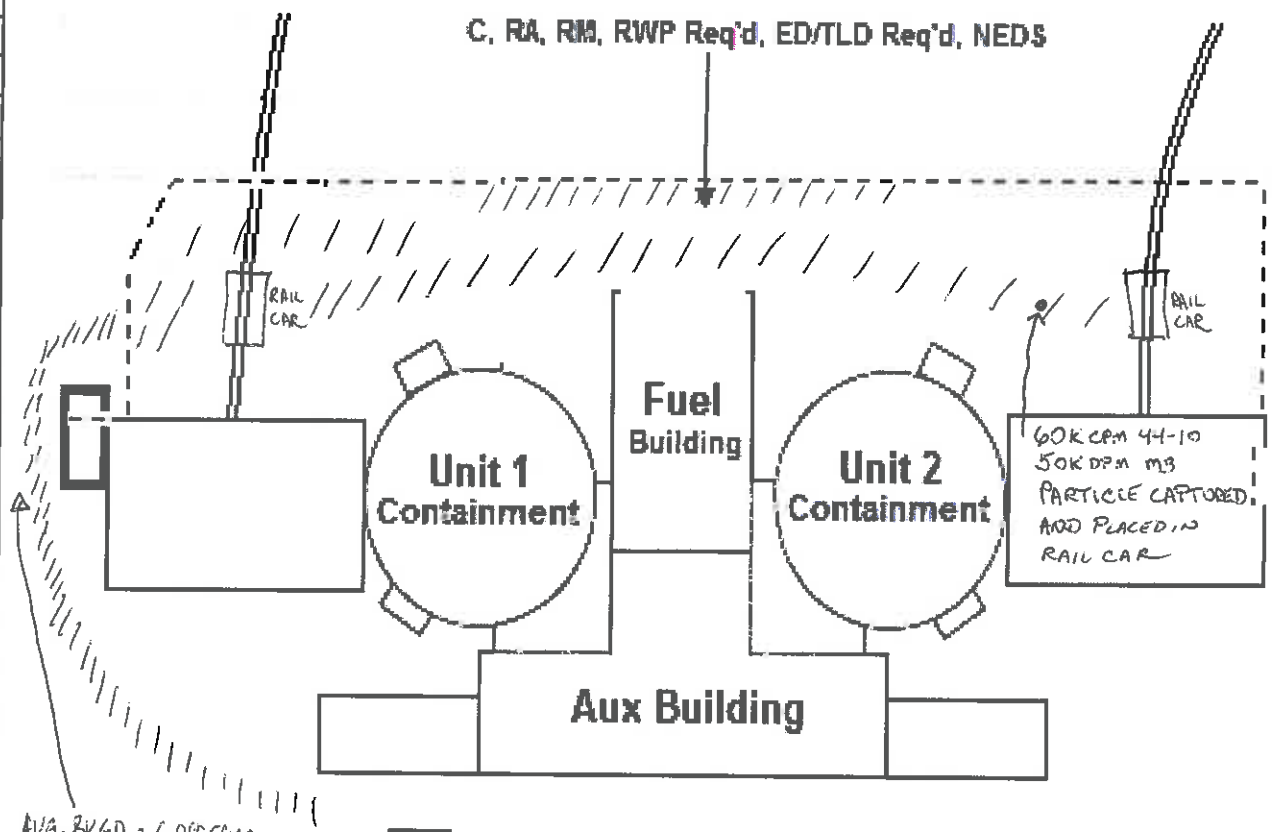

AVG. BKGD. = 6,000 cpm
ACTION LIMIT = 8104 cpm
= < ACTION LIMIT.
ELEVATED BKGD DUE TO RADIOACTIVE STORAGE AREA NEARBY.

▨ indicates areas where 44-10 survey was performed.

AVERAGE BKGD (FENCE LINE) = 2600 CPM
ACTION LIMIT = 3985 CPM
AVERAGE BKGD (WORK AREA) = 3000 CPM
ACTION LIMIT = 4488 CPM
SURVEYED AREAS LESS THAN ACTION LIMIT UNLESS NOTED

Peer Check (Signature): [signature] RPS Approval (Signature): [signature]

Survey #: 2017-0320

Description: U-2 WALKWAY 4410 Date: 2/14/17 Time: 1600

Unit: NA BLDG: NA ELEV: 592

Surveyor Name(s): (Print) KEITH GILBERT (Sign) Keith Gilbert

ZIONSOLUTIONS

RWP: 2017-0-0012

Rad Posting: SEE BELOW

Dosimetry Placement: ☑ Chest ☐ Head ☐ Thigh ☐ Other NA

Air Sample taken: ☐ yes ☑ no

Instrument Model	Serial #
M-12 / 4410	301959
NA	NA

All dose rates in mrem/hr unless otherwise noted

All Smears and/or Large Area Swipes <1000 dpm/100cm² (unless noted below)

#	β-γ	α	#	β-γ	α	Masslinns Letter	β-γ
NA							

DRPs detected: ☐ Yes ☑ No ☐ N/A

Purpose of Survey:
- ☐ RWP
- ☒ Routine
- ☐ Investigational
- ☐ Release
- ☐ Other (specify)

Comments:
- ☐ Decon Recommended
- ☐ Shielding Recommended
- ☐ Release Recommended
- ☒ None
- ☐ Other (specify)

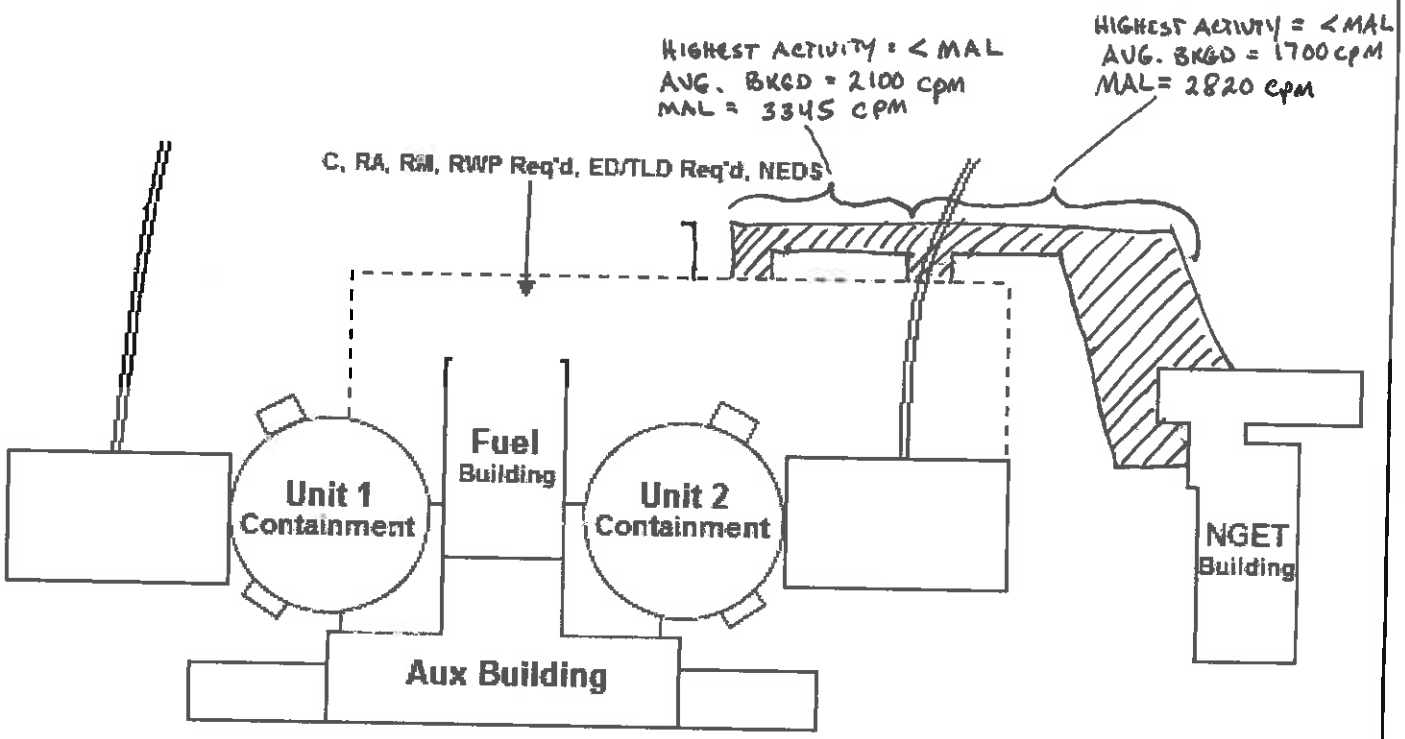

indicates areas where 44-10 survey was performed.

- - - - = Rad boundary
= Gamma dose rate
(#) = Smear location
*## = Contact/ 30cm dose rates
MAL = MINIMUM ACTION LEVEL
ABC = Large area swipe

Peer Check (Signature): [signature]

RPS Approval (Signature): [signature]

Survey #: 2017-0325

Description: Daily Walkways Date: 2/17/17 Time: 1400

Unit: N/A BLDG: 015 ELEV: 592

Surveyor Name(s): (Print) Z. Ginzel Lynn Lindemann (Sign) Lynn Lindemann

ZIONSOLUTIONS LLC

RWP: 2017-1-0002

Rad Posting: See Below

Air Sample taken: ☐yes ☒no

Dosimetry Placement: ☒ Chest ☐Head ☐Thigh ☐Other N/A

Instrument Model	Serial #
M-12/44-10	289980
Collimator is attached	
N/A	N/A

All Smears and/or Large Area Swipes <1000 dpm/100cm² (unless noted below)

#	β-γ	α	#	β-γ	α	Masslinns Letter	β-γ
					A		
				N			

DRPs detected: ☐Yes ☒No ☐N/A

Purpose of Survey:
- ☐ RWP
- ☒ Routine
- ☐ Investigational
- ☐ Release
- ☐ Other (specify)

Comments:
- ☐ Decon Recommended
- ☐ Shielding Recommended
- ☐ Release Recommended
- ☒ None
- ☐ Other (specify)

- - - - = Rad boundary
= Gamma dose rate
(#) = Smear location
△ = Air Sample
*#/# = Contact/ 30cm dose rates
ADC = Large area swipe
MAL = Minimum Action Level

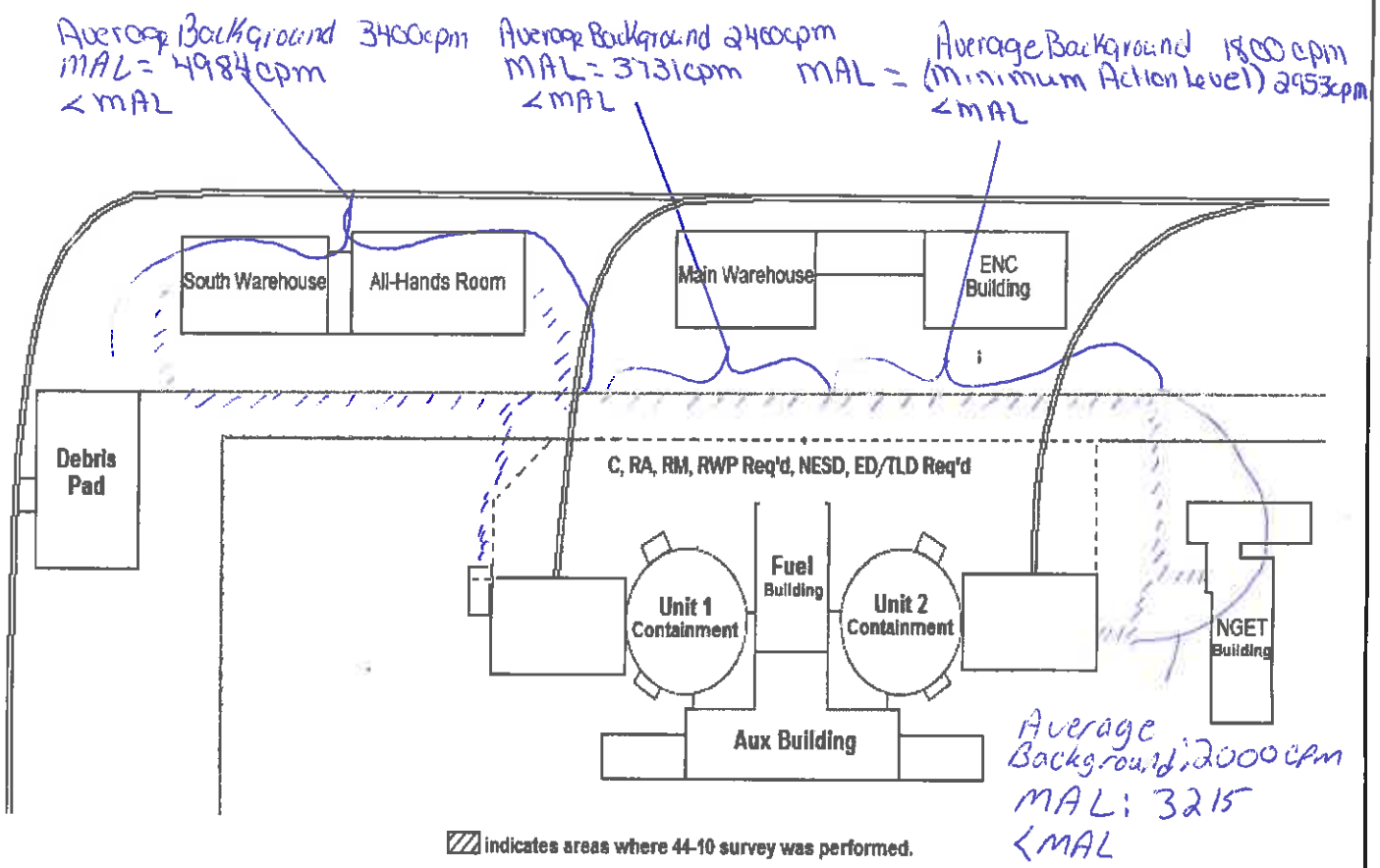

Peer Check (Signature): [signature]

RPS Approval (Signature): [signature]

Survey #: 2017 - 0336

Description: U-2 → FHB WALKWAY

Date: 02/21/17

Time: 1545

Unit: N/A BLDG: N/A ELEV: 592'

Surveyor Name(s): (Print) P. ARCHER (Sign) P Archer

ZIONSOLUTIONS LLC

RWP: 2017 - 0 - 0012

Rad Posting: N/A

Air Sample taken: ☐yes ☒no

Dosimetry Placement: ☒ Chest ☐Head ☐Thigh ☐Other N/A

Instrument Model	Serial #
M-12/4410	302044
N/A	

All Smears and/or Large Area Swipes <1000 dpm/100cm² (unless noted below)

#	β-γ	α	#	β-γ	α	Masslinns Letter	Masslinns β-γ

N/A

DRPs detected: ☐Yes ☒No ☐N/A

Purpose of Survey:
- ☐ RWP
- ☒ Routine
- ☐ Investigational
- ☐ Release
- ☐ Other (specify)

Comments:
- ☐ Decon Recommended
- ☐ Shielding Recommended
- ☐ Release Recommended
- ☒ None
- ☐ Other (specify)

- - - - = Rad boundary
= Gamma dose rate
(#) = Smear location
△ = Air Sample
*#/# = Contact/ 30cm dose rates
ABC = Large area swipe
MAL = Minimum Action Level

AVG. BKGD: 1700 cpm
ACTION LIMIT: 2820 cpm
HIGHEST ACTIVITY < ACTION LIMIT

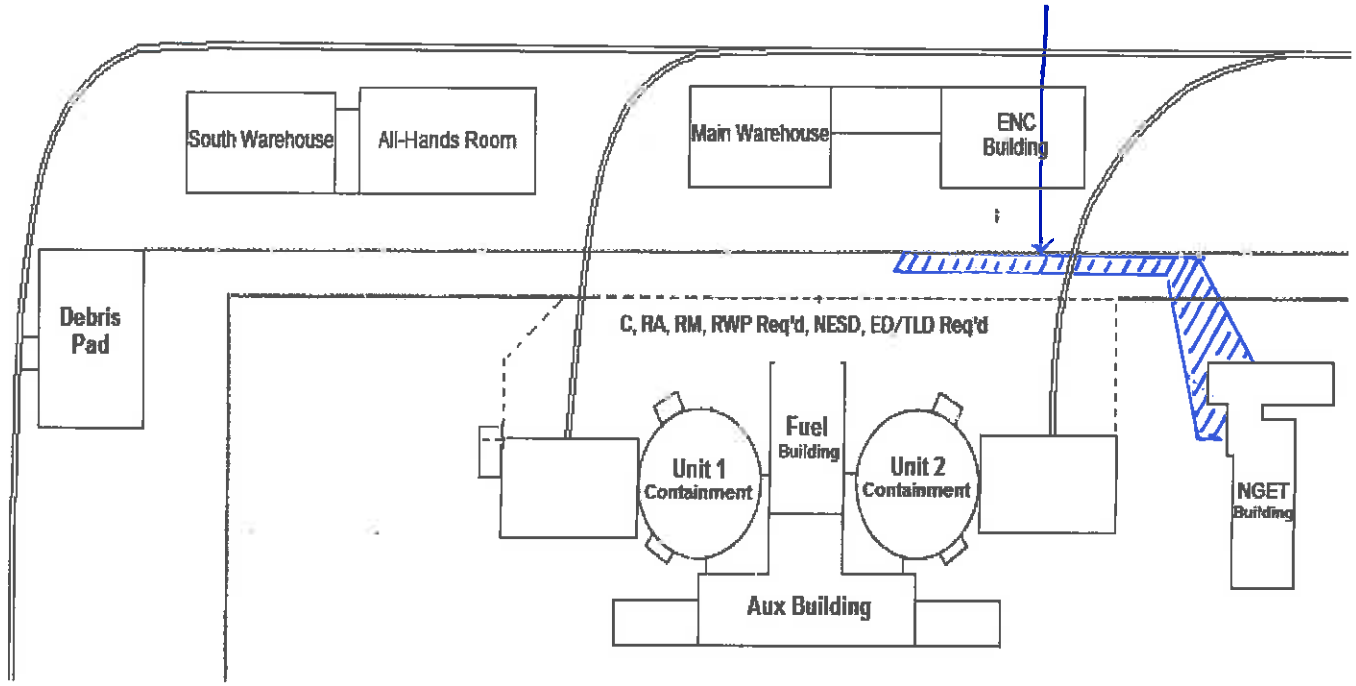

indicates areas where 44-10 survey was performed.

Peer Check (Signature): Lynn Lindemann

RPS Approval (Signature): [signature]

Survey #: 2017-0342

Description: Daily Pathway

Date: 2/21/17 Time: 1530

Unit: 1 BLDG: O/S ELEV: 592'

Surveyor Name(s): (Print) Cody Terp (Sign) CL T

ZIONSOLUTIONS LLC

RWP: 2017 - 0 - 0012

Rad Posting: N/A

Air Sample taken: ☐yes ☒no

Dosimetry Placement: ☒Chest ☐Head ☐Thigh ☐Other N/A

Instrument Model	Serial #
M12/44-10	302015
N/A	N/A

All Smears and/or Large Area Swipes <1000 dpm/100cm² (unless noted below)

#	β-γ	α	#	β-γ	α	Masslinns Letter	β-γ
				N	A		

DRPs detected: ☐Yes ☒No ☐N/A

Purpose of Survey:
- ☐ RWP
- ☒ Routine
- ☐ Investigational
- ☐ Release
- ☐ Other (specify)

Comments:
- ☐ Decon Recommended
- ☐ Shielding Recommended
- ☐ Release Recommended
- ☒ None
- ☐ Other (specify)

- = Rad boundary
- # = Gamma dose rate
- (#) = Smear location
- △ = Air Sample
- ### = Contact/ 30cm dose rates
- ABC = Large area swipe
- MAL = Minimum Action Level

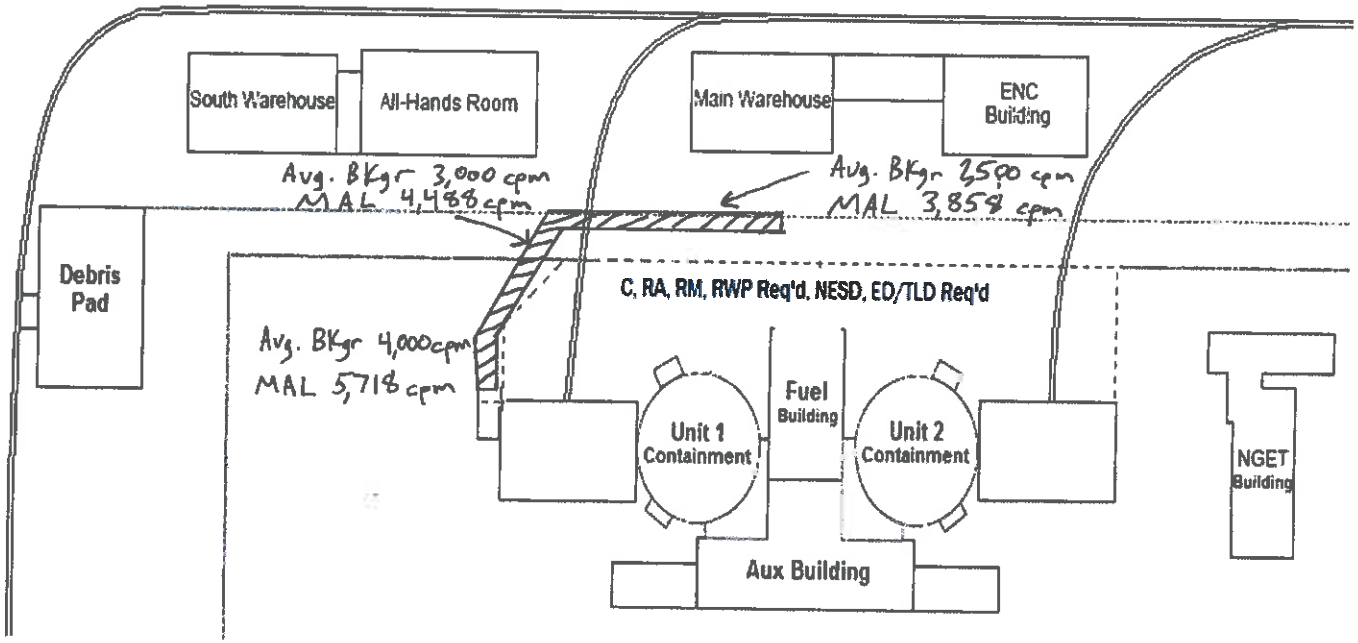

▨ indicates areas where 44-10 survey was performed.

Collimator was used
no counts above MAL

Peer Check (Signature): [signature]

RPS Approval (Signature): [signature]

Survey #: 2017-0359 | Description: U-2 Pathway | Date: 2/22/17 | Time: 1500

Unit: 0 | BLDG: N/A | ELEV: 592'

Surveyor Name(s): (Print) Zachary Gimes (Sign)

ZIONSOLUTIONS LLC

RWP: 2017 - 0 - 0012

Rad Posting: N/A

Air Sample taken: ☐yes ☒no

Dosimetry Placement: ☒Chest ☐Head ☐Thigh ☐Other N/A

Instrument Model	Serial #
4410	302044
N	
A	

All Smears and/or Large Area Swipes <1000 dpm/100cm² (unless noted below)

#	β-γ	α	#	β-γ	α	Masslinns Letter	β-γ
				N			
					A		

DRPs detected : ☐Yes ☒No ☐N/A

Purpose of Survey:
- ☐ RWP
- ☒ Routine
- ☐ Investigational
- ☐ Release
- ☐ Other (specify)

Comments:
- ☐ Decon Recommended
- ☐ Shielding Recommended
- ☐ Release Recommended
- ☒ None
- ☐ Other (specify)

- - - - = Rad boundary
= Gamma dose rate
(#) = Smear location
△ = Air Sample
*## = Contact/ 30cm dose rates
LARGE = Large area swipe
MAL = Minimum Action Level

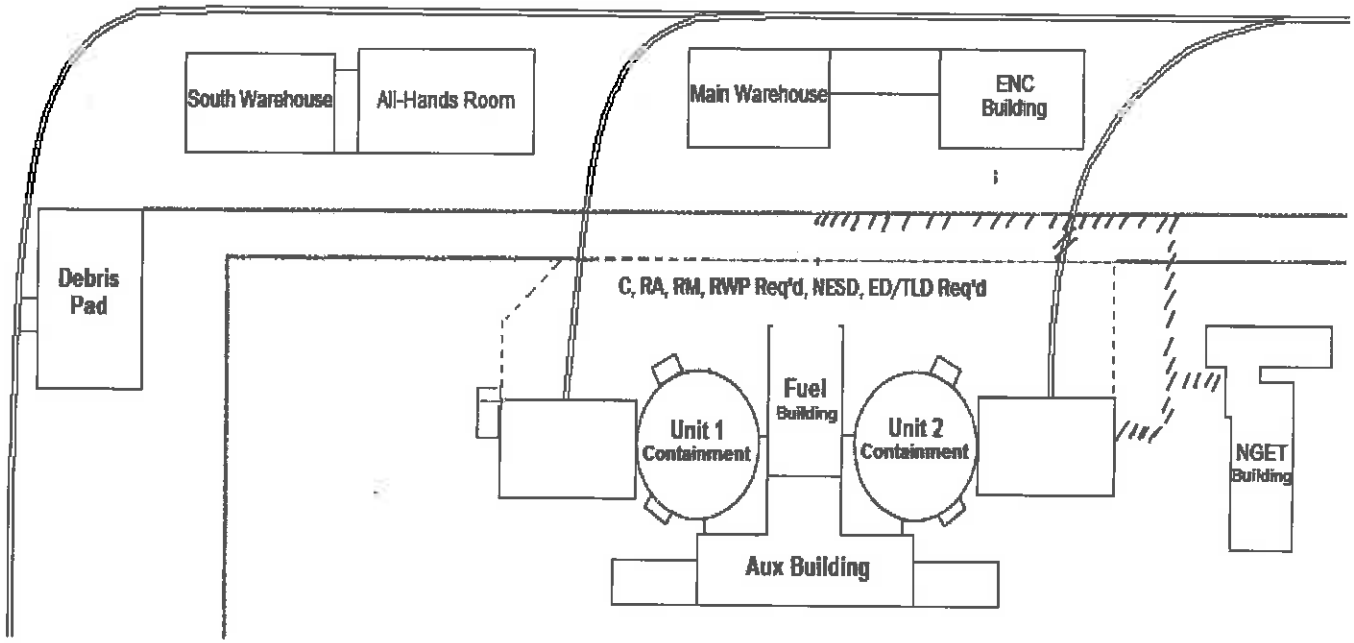

▨ indicates areas where 44-10 survey was performed.

Average Background: 1500 CPM
MAL: 2552 CPM
Results: < MAL
MAL: Minimum Action Level

Peer Check (Signature): [signature] RPS Approval (Signature): [signature]

Survey #: 2017-0364 Description: U1 Pathway Daily Date: 2/22/17 Time: 1520

Unit: N/A BLDG: N/A ELEV: 592'

Surveyor Name(s): (Print) B. Goessl (Sign)

ZION SOLUTIONS

RWP: 2017 - 0 - 0012

Rad Posting: N/A

Air Sample taken: ☐yes ☒no

Dosimetry Placement: ☒ Chest ☐Head ☐Thigh ☐Other N/A

Instrument Model	Serial #
44-10	274196
A	A
N	N

All Smears and/or Large Area Swipes <1000 dpm/100cm² (unless noted below)

#	β-γ	α	#	β-γ	α
					A
			N		

Masslinns

Letter	β-γ

DRPs detected : ☐Yes ☒No ☐N/A

Purpose of Survey:
- ☐ RWP
- ☒ Routine
- ☐ Investigational
- ☐ Release
- ☐ Other (specify)

Comments:
- ☐ Decon Recommended
- ☐ Shielding Recommended
- ☐ Release Recommended
- ☒ None
- ☐ Other (specify)

- = Rad boundary
- # = Gamma dose rate
- (#) = Smear location
- △ = Air Sample
- *##/## = Contact/ 30cm dose rates
- ABC = Large area swipe
- MAL = Minimum Action Level

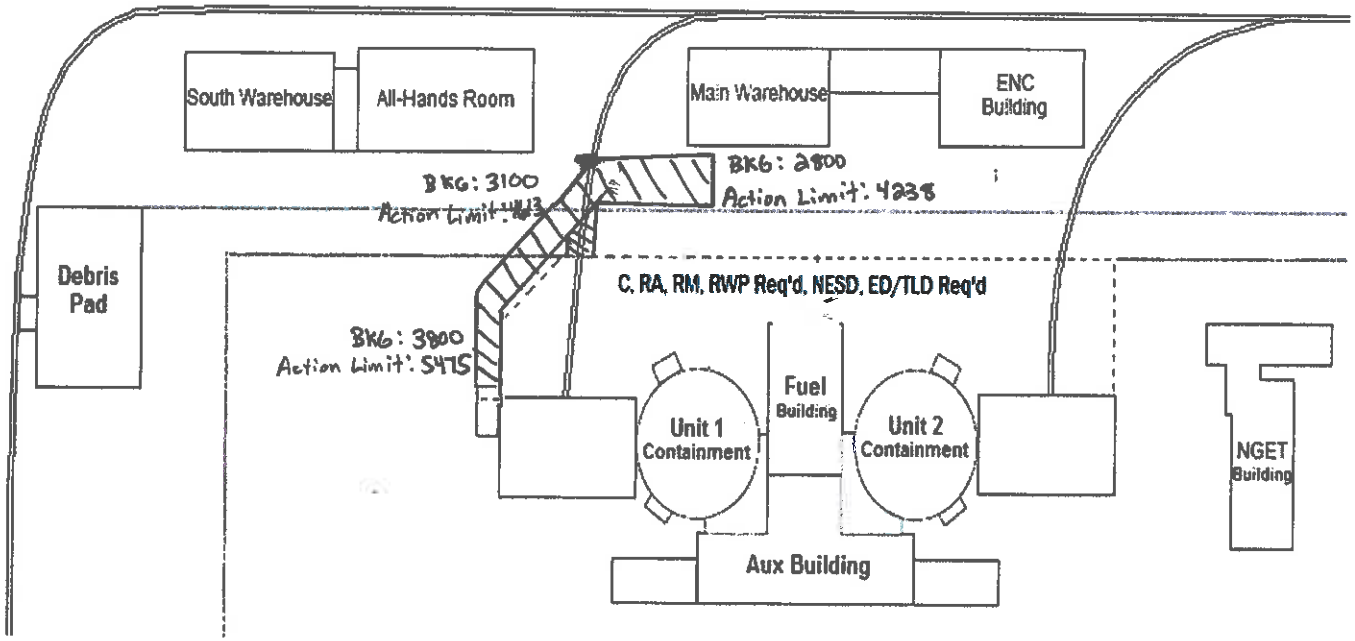

indicates areas where 44-10 survey was performed.

BKG = Background

All results below action limit.

Peer Check (Signature): CL T RPS Approval (Signature):

Survey #: 2017-0374 Description: NGET TO FHB WALKWAY Date: 02/23/17 Time: 1430

Unit: N/A BLDG: N/A ELEV: 592' Surveyor Name(s): (Print) PATRICK ARCHER (Sign) [signature]

ZIONSOLUTIONS LLC

RWP: 2017 - 0 - 0012 Rad Posting: N/A Air Sample taken: ☐yes ☒no

Dosimetry Placement: ☒ Chest ☐Head ☐Thigh ☐Other N/A

Instrument Model	Serial #
M-12/4410	274196
N/A	

All Smears and/or Large Area Swipes <1000 dpm/100cm² (unless noted below)

#	β-γ	α	#	β-γ	α	Masslinns Letter	β-γ
N/A							

DRPs detected : ☐Yes ☒No ☐N/A

Purpose of Survey:
- ☐ RWP
- ☒ Routine
- ☐ Investigational
- ☐ Release
- ☐ Other (specify)

Comments:
- ☐ Decon Recommended
- ☐ Shielding Recommended
- ☐ Release Recommended
- ☒ None
- ☐ Other (specify)

- - - - = Rad boundary
= Gamma dose rate
(#) = Smear location
△ = Air Sample
*## = Contact/ 30cm dose rates
ABC = Large area swipe
MAL = Minimum Action Level

AVG. BKGD: 1600 cpm
ACTION LIMIT: 2687 cpm
HIGHEST ACTIVITY < ACTION LIMIT

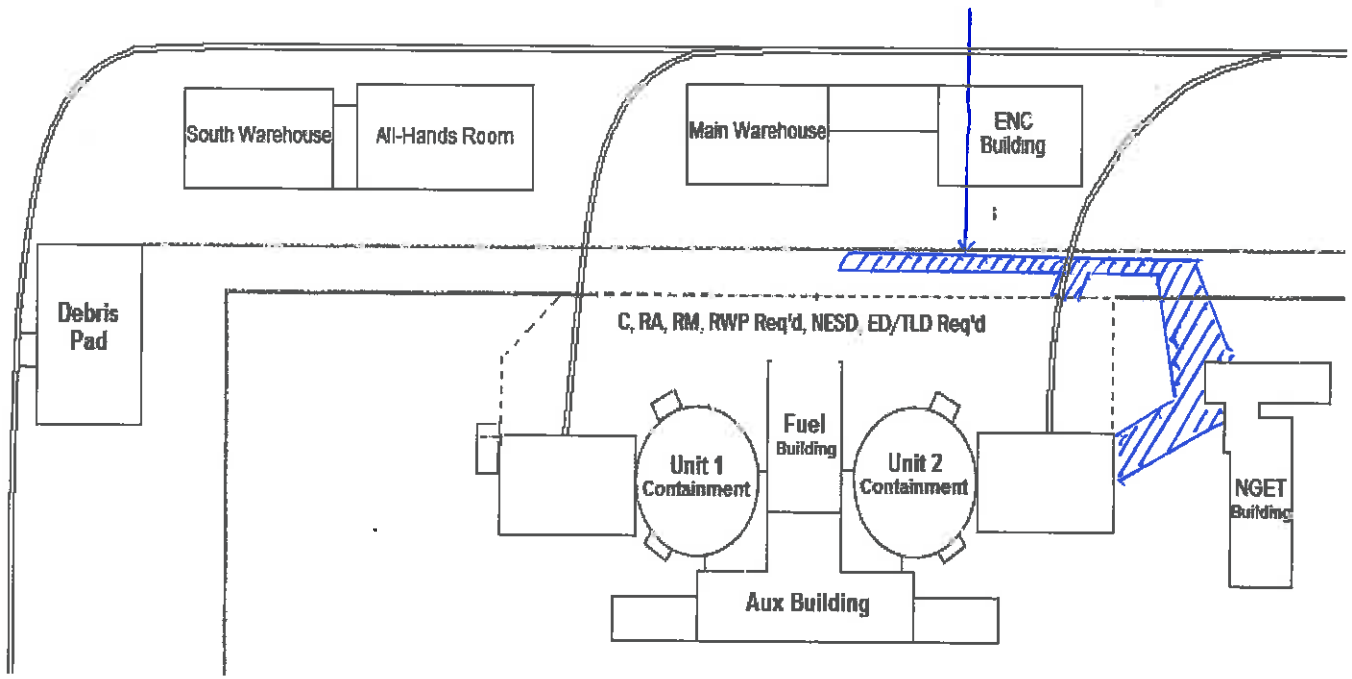

indicates areas where 44-10 survey was performed.

Peer Check (Signature): [signature] RPS Approval (Signature): [signature]

Survey #: 2017-0375

Unit: 1 BLDG: O/S ELEV: 592'

Description: U1 Daily Pathway Date: 2/23/17 Time: 1545

Surveyor Name(s): (Print) Cody Terp (Sign) CL T

ZIONSOLUTIONS

RWP: 2017 - 0 - 0012

Rad Posting: N/A

Air Sample taken: ☐yes ☒no

Dosimetry Placement: ☒Chest ☐Head ☐Thigh ☐Other N/A

Instrument Model	Serial #
M12/44-10	302015
N/A	N/A

All Smears and/or Large Area Swipes <1000 dpm/100cm² (unless noted below)

#	β-γ	α	#	β-γ	α	Masslinns Letter	β-γ
				N	A		

DRPs detected: ☐Yes ☒No ☐N/A

Purpose of Survey:
- ☐ RWP
- ☒ Routine
- ☐ Investigational
- ☐ Release
- ☐ Other (specify)

Comments:
- ☐ Decon Recommended
- ☐ Shielding Recommended
- ☐ Release Recommended
- ☒ None
- ☐ Other (specify)

▪▪▪▪ = Rad boundary
= Gamma dose rate
(#) = Smear location
△ = Air Sample
*#/# = Contact/ 30cm dose rates
ABC = Large area swipe
MAL = Minimum Action Level

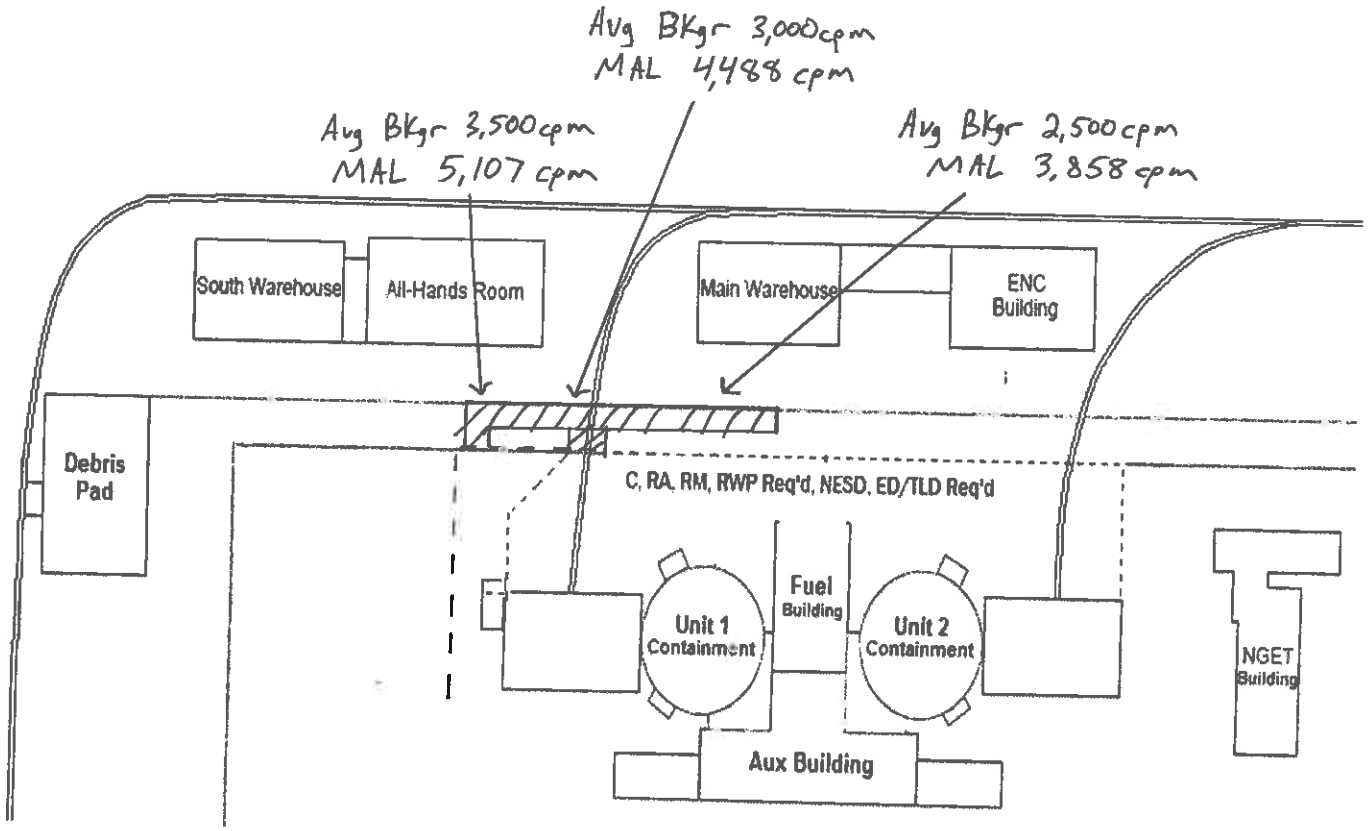

▨ indicates areas where 44-10 survey was performed.

Collimater was used
No counts above MAL

Peer Check (Signature): Keith Gilbert

RPS Approval (Signature): [signature]

Survey #: 2017-0389

Description: Daily Pathway

Date: 2/24/17 Time: 14:15

Unit: 1 BLDG: O/S ELEV: 592'

Surveyor Name(s): (Print) J.McGuire (Sign)

ZIONSOLUTIONS LLC

RWP: 2017 - 0 - 0012

Rad Posting: N/A

Air Sample taken: ☐yes ☒no

Dosimetry Placement: ☒ Chest ☐Head ☐Thigh ☐Other

Instrument Model	Serial #
M-12/44-10	302044
N/A	N/A

All Smears and/or Large Area Swipes <1000 dpm/100cm² (unless noted below)

#	β-γ	α	#	β-γ	α	Masslinns Letter	β-γ

N/A

DRPs detected : ☐Yes ☒No ☐N/A

Purpose of Survey:
- ☐ RWP
- ☒ Routine
- ☐ Investigational
- ☐ Release
- ☐ Other (specify)

Comments:
- ☐ Decon Recommended
- ☐ Shielding Recommended
- ☐ Release Recommended
- ☒ None
- ☐ Other (specify)

- - - - = Rad boundary
= Gamma dose rate
(#) = Smear location
△ = Air Sample
*### = Contact/ 30cm dose rates
LAS = Large area swipe
MAL = Minimum Action Level

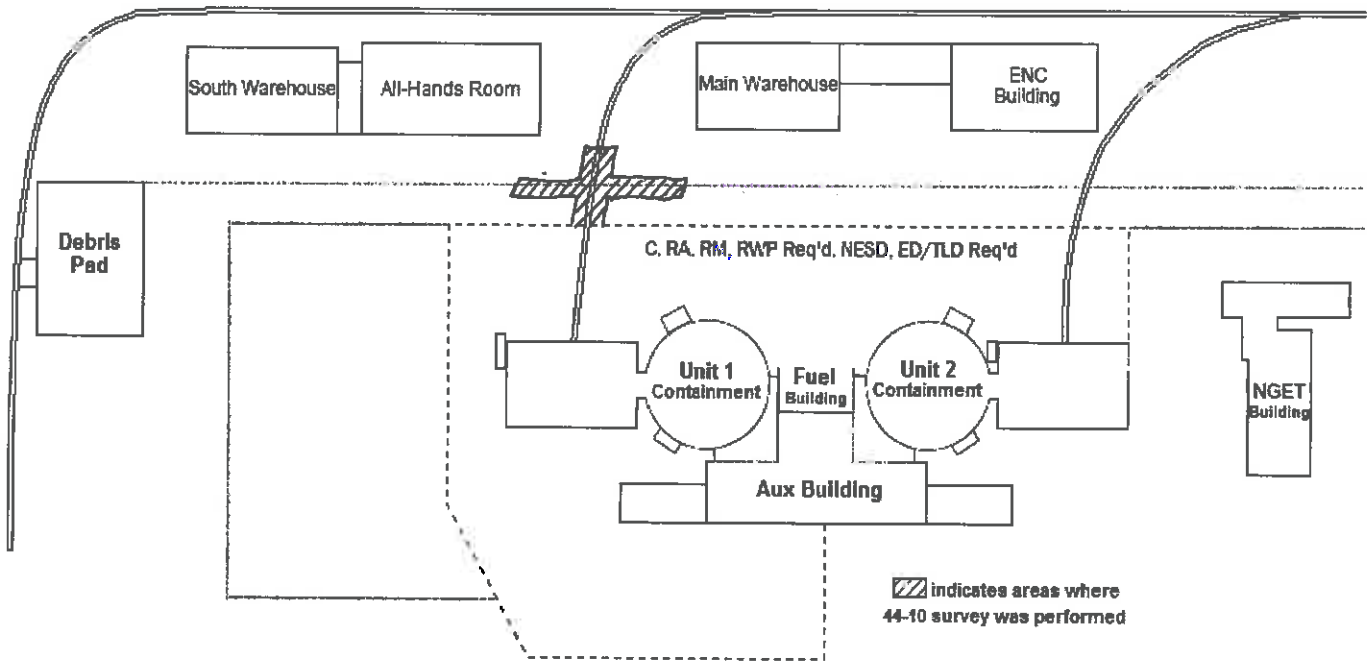

AVERAGE BACKGROUND: 2/24/17 ~~3,400~~ 2,400 cpm

MAL: 3,731 cpm

NO COUNTS ABOVE MAL DETECTED.

COLLIMATOR USED DURING SURVEY.

Peer Check (Signature):

RPS Approval (Signature):

Survey #: 2017-0392

Unit: 1/2 BLDG: 015 ELEV: 592

Description: Daily Pathways Date: 2/25/17 Time: 1600

Surveyor Name(s): (Print) A. Bragado / Windemann (Sign) [signature] / [signature]

ZIONSOLUTIONS

RWP: 2017-1-0002

Rad Posting: See Below

Air Sample taken: ☐yes ☒no

Dosimetry Placement: ☒ Chest ☐Head ☐Thigh ☐Other N/A

Instrument Model	Serial #
44-10	302015
44-10	
A	A
N	N

All Smears and/or Large Area Swipes

<1000 dpm/100cm² (unless noted below)

#	β-γ	α	#	β-γ	α	Masslinns Letter	β-γ
					A		
				N			

DRPs detected: ☐Yes ☒No ☐N/A

Purpose of Survey:
- ☐ RWP
- ☒ Routine
- ☐ Investigational
- ☐ Release
- ☐ Other (specify)

Comments:
- ☐ Decon Recommended
- ☐ Shielding Recommended
- ☐ Release Recommended
- ☒ None
- ☐ Other (specify)

- - - - = Rad boundary
= Gamma dose rate
(#) = Smear location
△ = Air Sample
*#/# = Contact/ 30cm dose rates
ABC = Large area swipe
MAL = Minimum Action Level

All dose rates in mrem/hr unless otherwise noted

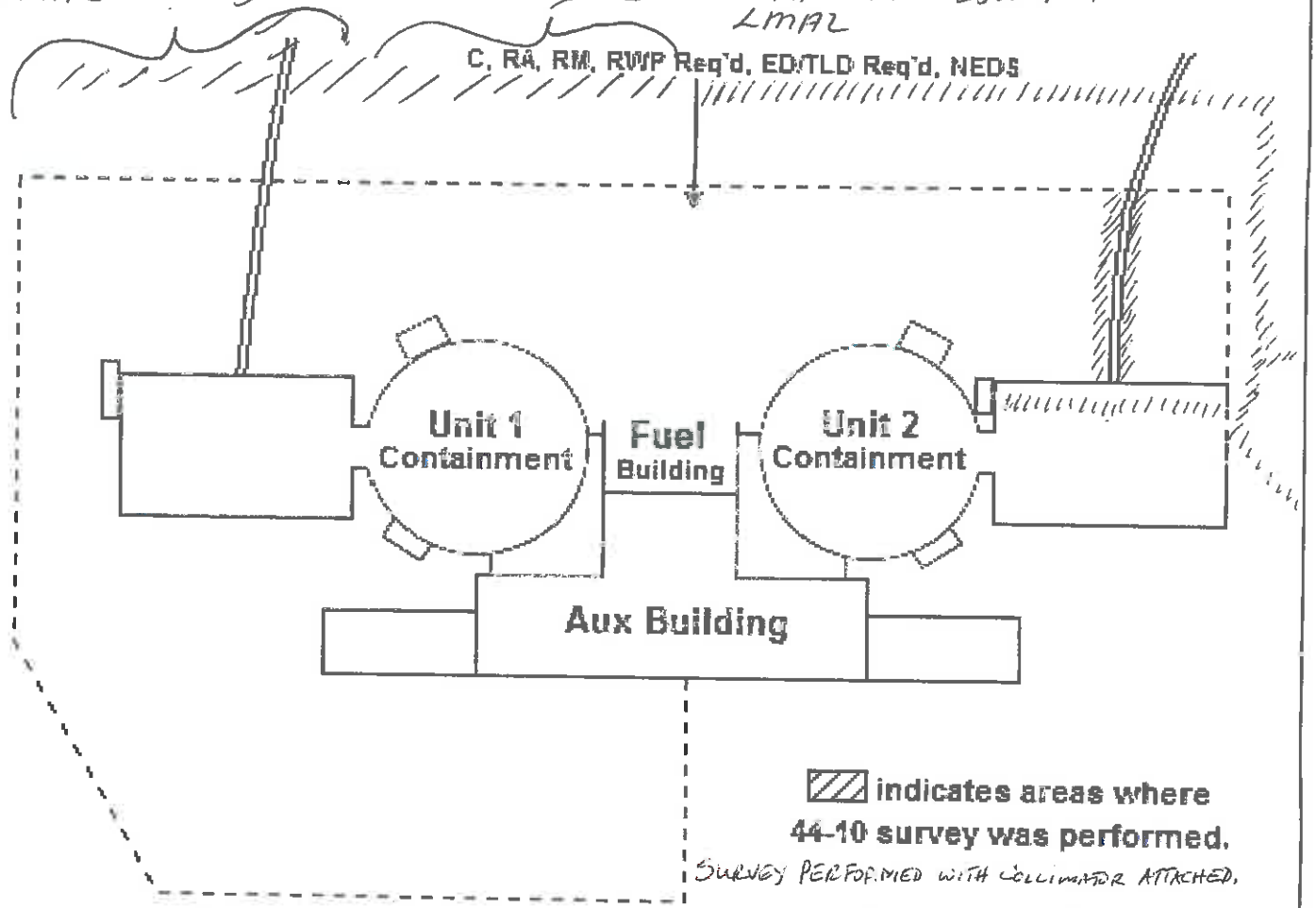

SURVEY PERFORMED WITH COLLIMATOR ATTACHED.

AVERAGE BKGD (U-2 TENT) = 3000 cpm
ACTION LIMIT = 4488 cpm

AVERAGE BKGD. (U-2 TRACKWAY) = 2000 cpm
ACTION LIMIT = 3215 cpm

AVERAGE BKGD (U-2 CONT. C/S FENCE WALKWAY) = 2200 cpm
ACTION LIMIT = 3474 cpm

AVERAGE BKGD (WALKWAYS BETWEEN U-2 SIDE & N-GET BLDG = 2000 cpm
ACTION LIMIT = 3215 cpm

ALL RESULTS: <MAL

Peer Check (Signature): [signature]

RPS Approval (Signature): [signature]

Survey #: 2017-0404

Description: U1 Pathway

Date: 2/27/17 Time: 1620

Unit: NA BLDG: NA ELEV: 592

Surveyor Name(s): (Print) KEITH GILBERT (Sign) Keith Gilbert

ZIONSOLUTIONS

RWP: 2017 - 0 - 0012

Rad Posting: N/A

Air Sample taken: ☐yes ☒no

Dosimetry Placement: ☒ Chest ☐Head ☐Thigh ☐Other NA

Instrument Model	Serial #
M-4410	302044
M-3	284385
N/A	N/A

All Smears and/or Large Area Swipes <1000 dpm/100cm² (unless noted below)

#	β-γ	α	#	β-γ	α	Masslinns Letter	β-γ

DRPs detected : ☒Yes ☐No ☐N/A

Purpose of Survey:
- ☐ RWP
- ☒ Routine
- ☐ Investigational
- ☐ Release
- ☐ Other (specify)

Comments:
- ☐ Decon Recommended
- ☐ Shielding Recommended
- ☐ Release Recommended
- ☒ None
- ☐ Other (specify)

- = Rad boundary
- # = Gamma dose rate
- (#) = Smear location
- △ = Air Sample
- *#/# = Contact/ 30cm dose rates
- ABC = Large area swipe
- MAL = Minimum Action Level

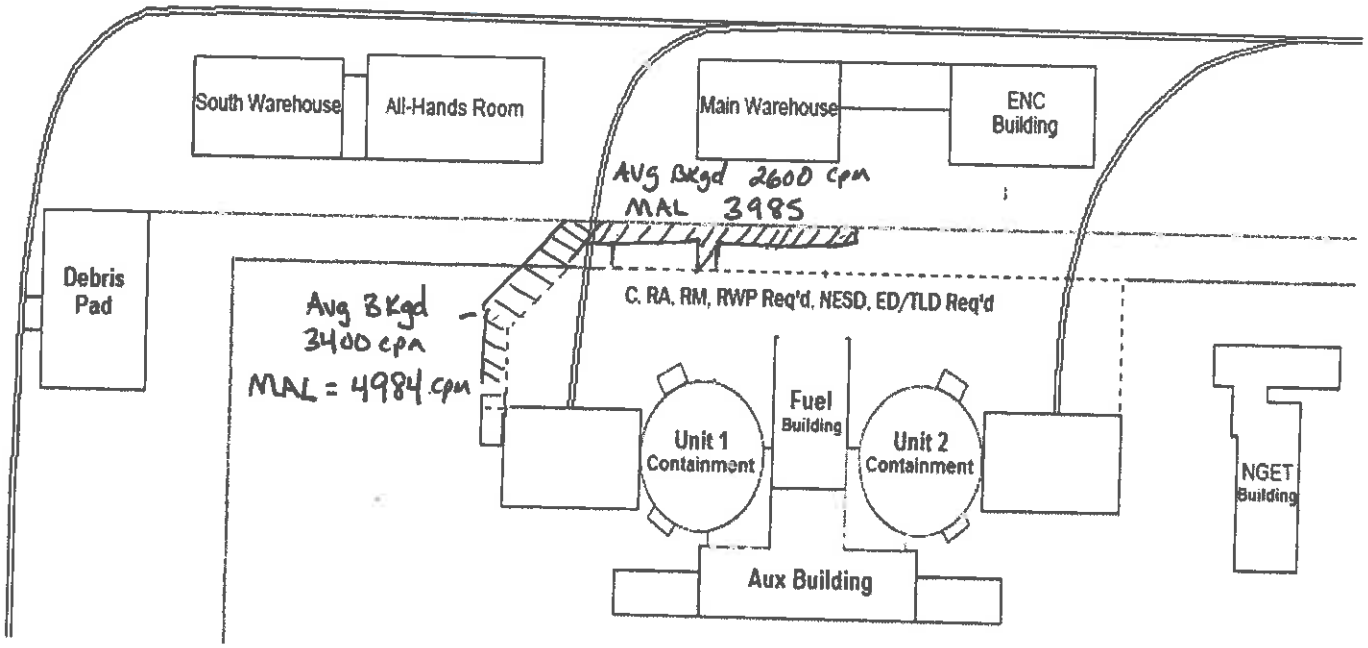

▨ indicates areas where 44-10 survey was performed.

Area where excavator was worked on was checked for particles - No Contamination found Above MAL

NOTE: 3 particles found following EXCAVATOR MOVE.
5 Kdpm
350 Kdpm
2 Million dpm
Particles captured and Placed in rail car - No contamination found Above MAL

Peer Check (Signature): John W. Rud

RPS Approval (Signature): [signature]

Survey #: 2017-407

Description: U2 Daily Pathway

Date: 2/27/17 Time: 1530

Unit: N/A BLDG: N/A ELEV: 592'

Surveyor Name(s): (Print) B. Goess (Sign)

ZIONSOLUTIONS LLC

RWP: 2017-0-0012

Rad Posting: N/A

Dosimetry Placement: ☒ Chest ☐ Head ☐ Thigh ☐ Other N/A

Air Sample taken: ☐ yes ☒ no

Instrument Model	Serial #
44-10	274196
A	A
N	N

All Smears and/or Large Area Swipes <1000 dpm/100cm² (unless noted below)

#	β-γ	α	#	β-γ	α	Masslinns Letter	β-γ
					A		
		N					

DRPs detected: ☐ Yes ☒ No ☐ N/A

Purpose of Survey:
- ☐ RWP
- ☒ Routine
- ☐ Investigational
- ☐ Release
- ☐ Other (specify)

Comments:
- ☐ Decon Recommended
- ☐ Shielding Recommended
- ☐ Release Recommended
- ☒ None
- ☐ Other (specify)

▪▪▪▪ = Rad boundary
= Gamma dose rate
(#) = Smear location
△ = Air Sample
*## = Contact/ 30cm dose rates
LSS = Large area swipe
MAL = Minimum Action Level

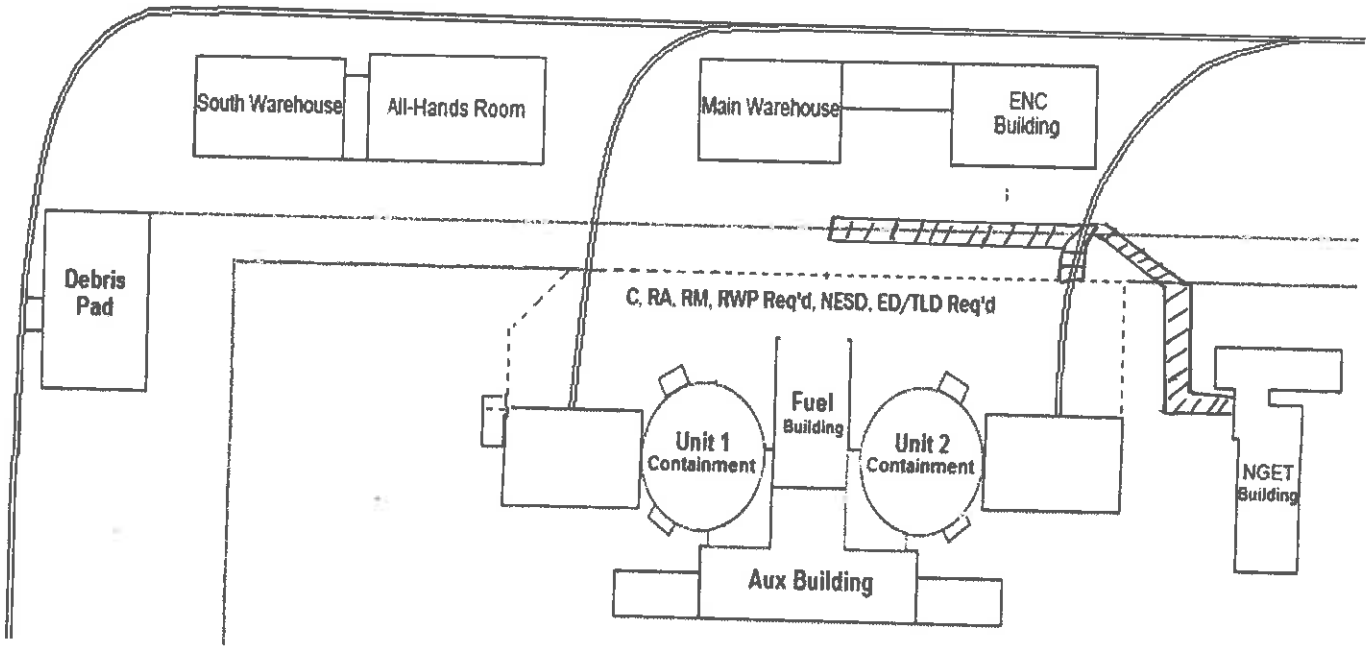

▨ indicates areas where 44-10 survey was performed.

Average Background : 1700
Action Limit : 2820

No counts found above action limit.

Peer Check (Signature): [signature]

RPS Approval (Signature): [signature]

Survey #: 2017-0421

Description: U-2 WALKWAY DAILY Date: 02/28/17 Time: 1530

Unit: N/A BLDG: N/A ELEV: 592'

Surveyor Name(s): (Print) PATRICK ARCHER (Sign) [signature]

ZIONSOLUTIONS LLC

RWP: 2017 - 0 - 0012

Rad Posting: N/A

Air Sample taken: ☐yes ☒no

Dosimetry Placement: ☒ Chest ☐Head ☐Thigh ☐Other N/A

Instrument Model	Serial #
M-12/44-10	274196
N/A	

All Smears and/or Large Area Swipes <1000 dpm/100cm² (unless noted below)

#	β-γ	α	#	β-γ	α	Masslinns Letter	β-γ
N/A							

DRPs detected : ☐Yes ☒No ☐N/A

Purpose of Survey:
- ☐ RWP
- ☒ Routine
- ☐ Investigational
- ☐ Release
- ☐ Other (specify)

Comments:
- ☐ Decon Recommended
- ☐ Shielding Recommended
- ☐ Release Recommended
- ☒ None
- ☐ Other (specify)

- - - - = Rad boundary
= Gamma dose rate
(#) = Smear location
△ = Air Sample
*#/# = Contact/ 30cm dose rates
ABC = Large area swipe
MAL = Minimum Action Level

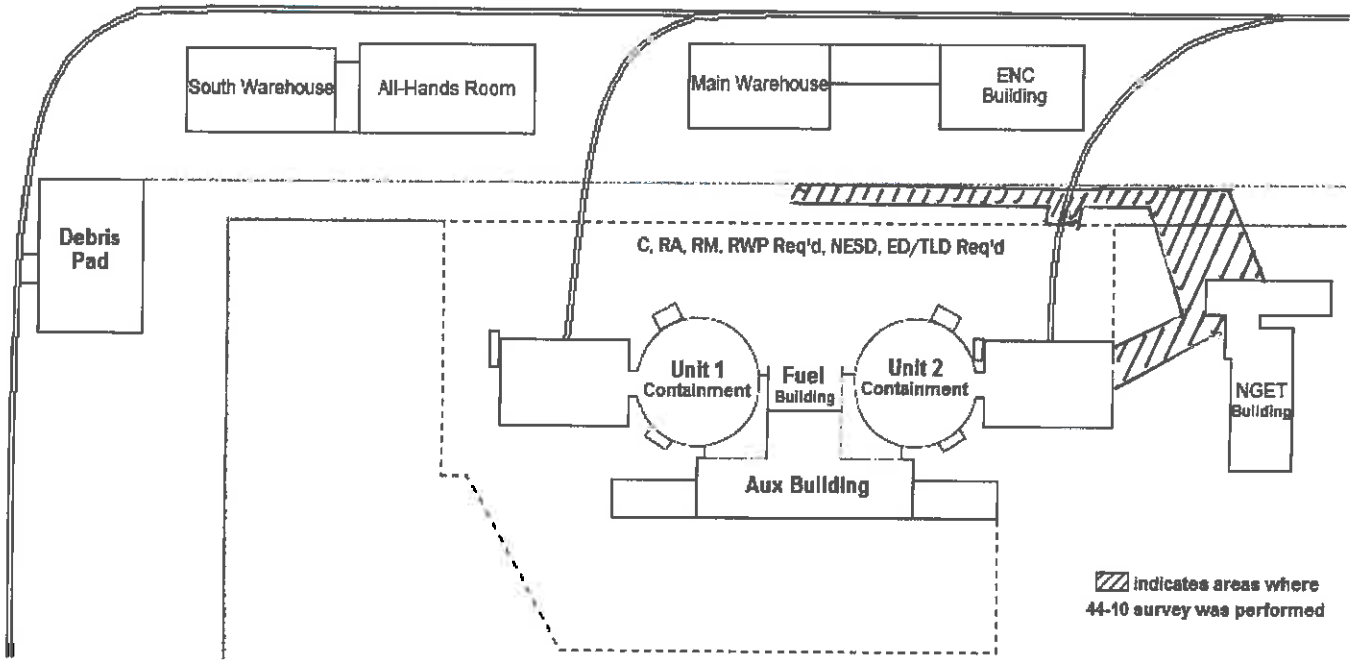

AVG BKG: 1600 cpm
MAL: 2687 cpm
HIGHEST ACTIVITY < MAL

Peer Check (Signature): [signature]

RPS Approval (Signature): [signature]

Survey #: 2017-0423

Description: U1 PATHWAY DAILY

Date: 2/28/17 Time: 1600

Unit: NA BLDG: NA ELEV: 592

Surveyor Name(s): (Print) KEITH GILBERT (Sign) Keith Gilbert

ZIONSOLUTIONS LLC

RWP: 2017 - 0 - 0012

Rad Posting: NA

Air Sample taken: ☐yes ☒no

Dosimetry Placement: ☒ Chest ☐Head ☐Thigh ☐Other NA

Instrument Model	Serial #
M 4410	301959
N/A	N/A

All Smears and/or Large Area Swipes <1000 dpm/100cm² (unless noted below)

#	β-γ	α	#	β-γ	α	Masslinns Letter	β-γ

N/A

DRPs detected : ☐Yes ☒No ☐N/A

Purpose of Survey:
- ☐ RWP
- ☒ Routine
- ☐ Investigational
- ☐ Release
- ☐ Other (specify)

Comments:
- ☐ Decon Recommended
- ☐ Shielding Recommended
- ☐ Release Recommended
- ☒ None
- ☐ Other (specify)

- - - - = Rad boundary
= Gamma dose rate
(#) = Smear location
△ = Air Sample
*## = Contact/ 30cm dose rates
AES = Large area swipe
MAL = Minimum Action Level

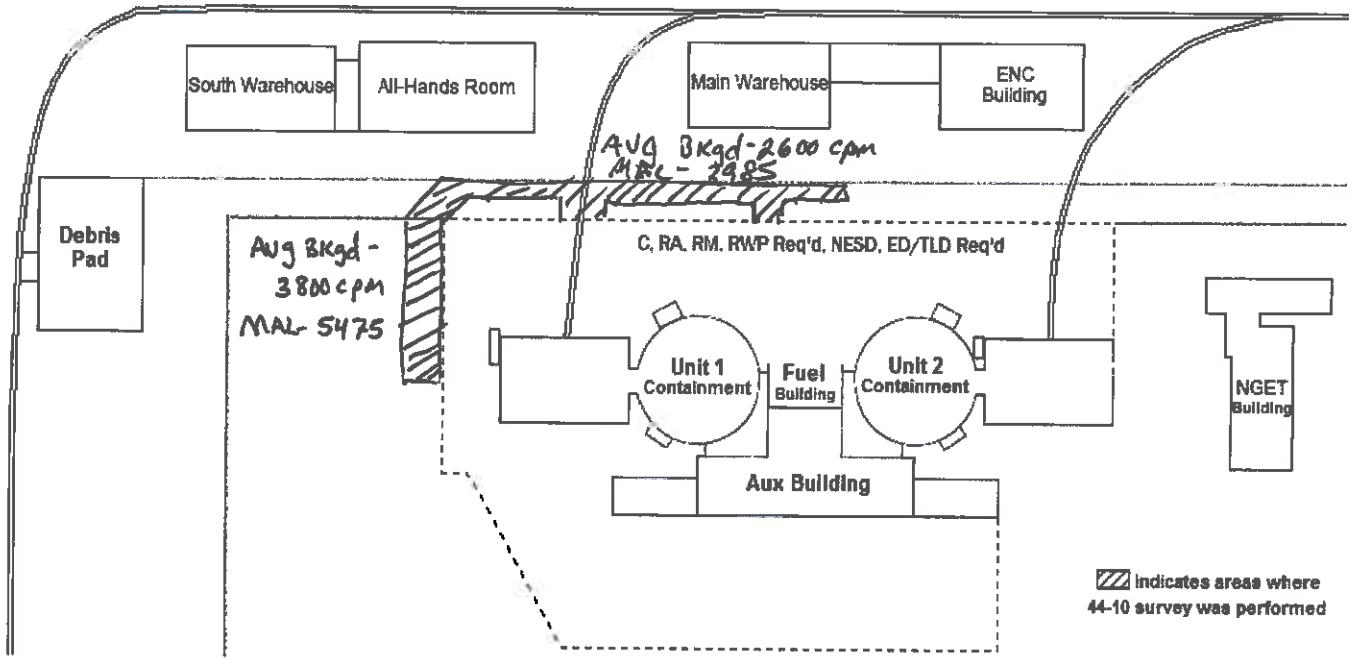

NOTHING FOUND ABOVE MAL

Peer Check (Signature): CL T

RPS Approval (Signature):

Survey #: 2017-0434

Description: U1 Daily Pathway

Date: 3/1/17 Time: 1530

Unit: 1 BLDG: 0/S ELEV: 592'

Surveyor Name(s): (Print) Cody Terp (Sign) CL T

ZIONSOLUTIONS

RWP: 2017 - 0 - 0012

Rad Posting: N/A

Dosimetry Placement: ☒ Chest ☐ Head ☐ Thigh ☐ Other N/A

Air Sample taken: ☐ yes ☒ no

Instrument Model	Serial #
M12/44-10	301959
N/A	N/A

All Smears and/or Large Area Swipes <1000 dpm/100cm² (unless noted below)

#	β-γ	α	#	β-γ	α	Masslinns Letter	β-γ
				N	A		

DRPs detected: ☐ Yes ☒ No ☐ N/A

Purpose of Survey:
- ☐ RWP
- ☒ Routine
- ☐ Investigational
- ☐ Release
- ☐ Other (specify)

Comments:
- ☐ Decon Recommended
- ☐ Shielding Recommended
- ☐ Release Recommended
- ☒ None
- ☐ Other (specify)

▪▪▪▪ = Rad boundary
= Gamma dose rate
(#) = Smear location
△ = Air Sample
*#/# = Contact/ 30cm dose rates
ADC = Large area swipe
MAL = Minimum Action Level

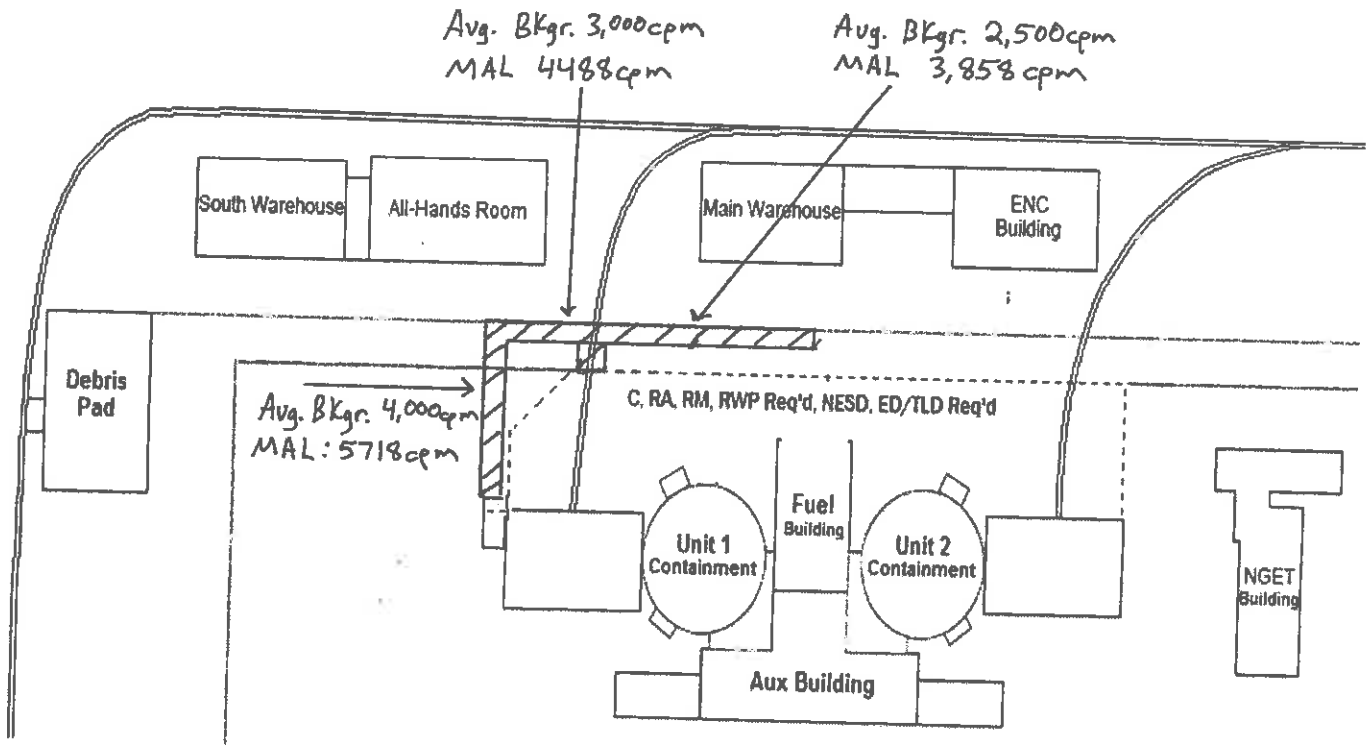

▨ indicates areas where 44-10 survey was performed.

- collimater was used
- no counts above MAL

Peer Check (Signature): [signature]

RPS Approval (Signature): [signature]

Survey #: 2017-0435

Description: U2 Daily Pathway Date: 3/1/17 Time: 1430

Unit: N/A BLDG: N/A ELEV: 592'

Surveyor Name(s): (Print) B. Goessl (Sign)

ZIONSOLUTIONS LLC

RWP: 2017-0-0012

Rad Posting: N/A

Dosimetry Placement: ☒ Chest ☐ Head ☐ Thigh ☐ Other N/A

Air Sample taken: ☐ yes ☒ no

Instrument Model	Serial #
44-10/M-12	301959
A	A
N	N

All Smears and/or Large Area Swipes <1000 dpm/100cm² (unless noted below)

#	β-γ	α	#	β-γ	α	Masslinns Letter	β-γ
						A	
				N			

DRPs detected: ☐ Yes ☒ No ☐ N/A

Purpose of Survey:
- ☐ RWP
- ☒ Routine
- ☐ Investigational
- ☐ Release
- ☐ Other (specify)

Comments:
- ☐ Decon Recommended
- ☐ Shielding Recommended
- ☐ Release Recommended
- ☒ None
- ☐ Other (specify)

▪▪▪▪ = Rad boundary
= Gamma dose rate
(#) = Smear location
△ = Air Sample
*#/# = Contact/ 30cm dose rates
LAS = Large area swipe
MAL = Minimum Action Level

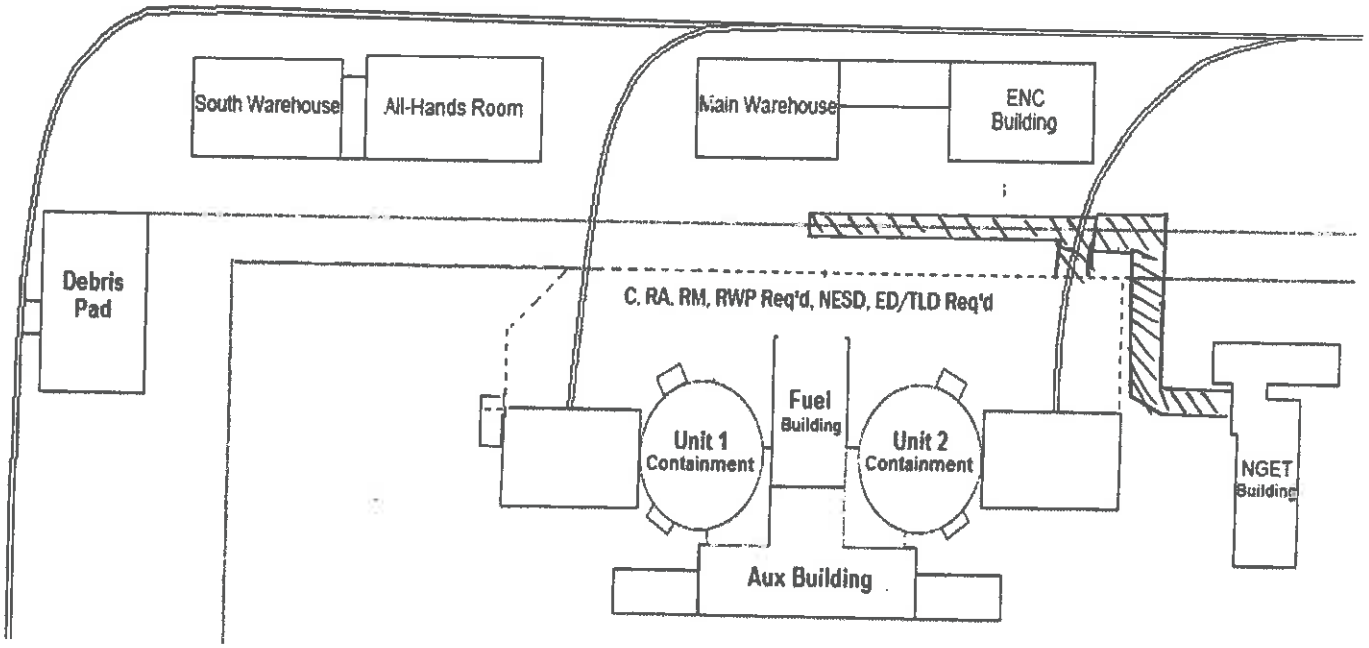

▨ indicates areas where 44-10 survey was performed.

- Collimater was used.
- Average Background: 2100 cpm
- Minimum Action Limit: 3345 cpm
- No counts above MAL

Peer Check (Signature): CL J

RPS Approval (Signature):

Survey #: 2017-0445

Description: U-2/NGET WALKWAY 4440 Date: 03/02/17 Time: 1500

Unit: N/A BLDG: N/A ELEV: 592'

Surveyor Name(s): (Print) P. ARCHER (Sign) P Archer

ZIONSOLUTIONS LLC

RWP: 2017 - 0 - 0012

Rad Posting: N/A

Air Sample taken: ☐yes ☒no

Dosimetry Placement: ☒ Chest ☐Head ☐Thigh ☐Other N/A

Instrument Model	Serial #
M-12/44-10	302015
N/A	

All Smears and/or Large Area Swipes <1000 dpm/100cm² (unless noted below)

#	β-γ	α	#	β-γ	α	Masslinns Letter	β-γ
N/A							

DRPs detected : ☐Yes ☒No ☐N/A

Purpose of Survey:
- ☐ RWP
- ☒ Routine
- ☐ Investigational
- ☐ Release
- ☐ Other (specify)

Comments:
- ☐ Decon Recommended
- ☐ Shielding Recommended
- ☐ Release Recommended
- ☒ None
- ☐ Other (specify)

- - - - = Rad boundary
= Gamma dose rate
(#) = Smear location
△ = Air Sample
*#/# = Contact/ 30cm dose rates
LAS = Large area swipe
MAL = Minimum Action Level

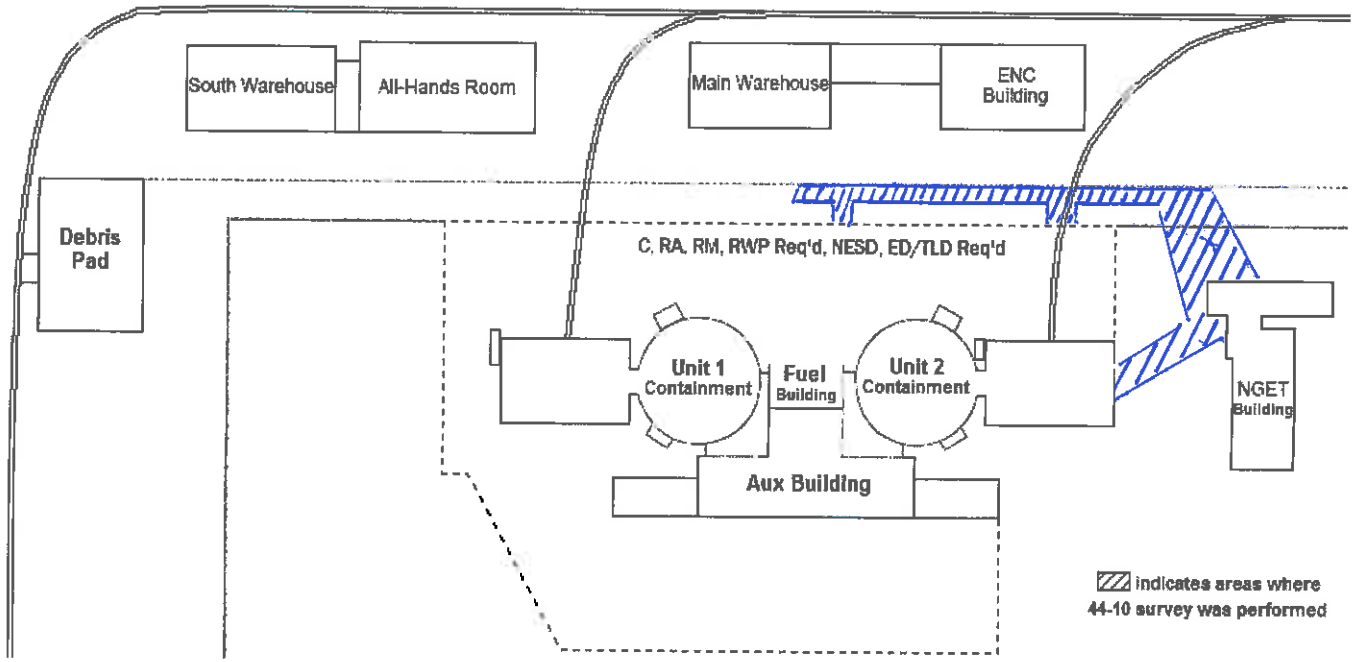

AVG BKG: 1600 cpm
ACTION LEVEL: 2687 cpm
HIGHEST ACTIVITY: < ACTION LEVEL

Peer Check (Signature): _____ RPS Approval (Signature): _____

Survey #: 2017-0450

Unit: 1 BLDG: O/S ELEV: 592'

Description: U1 Daily Pathway Date: 3/2/17 Time: 1530

Surveyor Name(s): (Print) Cody Terp (Sign) CL T

ZIONSOLUTIONS

RWP: 2017 -0 - 0012

Rad Posting: N/A

Air Sample taken: ☐yes ☒no

Dosimetry Placement: ☒ Chest ☐Head ☐Thigh ☐Other N/A

Instrument Model	Serial #
M12/44-10	301959
N/A	N/A

All Smears and/or Large Area Swipes <1000 dpm/100cm² (unless noted below)

#	β-γ	α	#	β-γ	α	Masslinns Letter	β-γ
				N	A		

DRPs detected : ☐Yes ☒No ☐N/A

Purpose of Survey:
- ☐ RWP
- ☒ Routine
- ☐ Investigational
- ☐ Release
- ☐ Other (specify)

Comments:
- ☐ Decon Recommended
- ☐ Shielding Recommended
- ☐ Release Recommended
- ☒ None
- ☐ Other (specify)

▪▪▪▪ = Rad boundary
= Gamma dose rate
(#) = Smear location
△ = Air Sample
*#/# = Contact/ 30cm dose rates
ADC = Large area swipe
MAL = Minimum Action Level

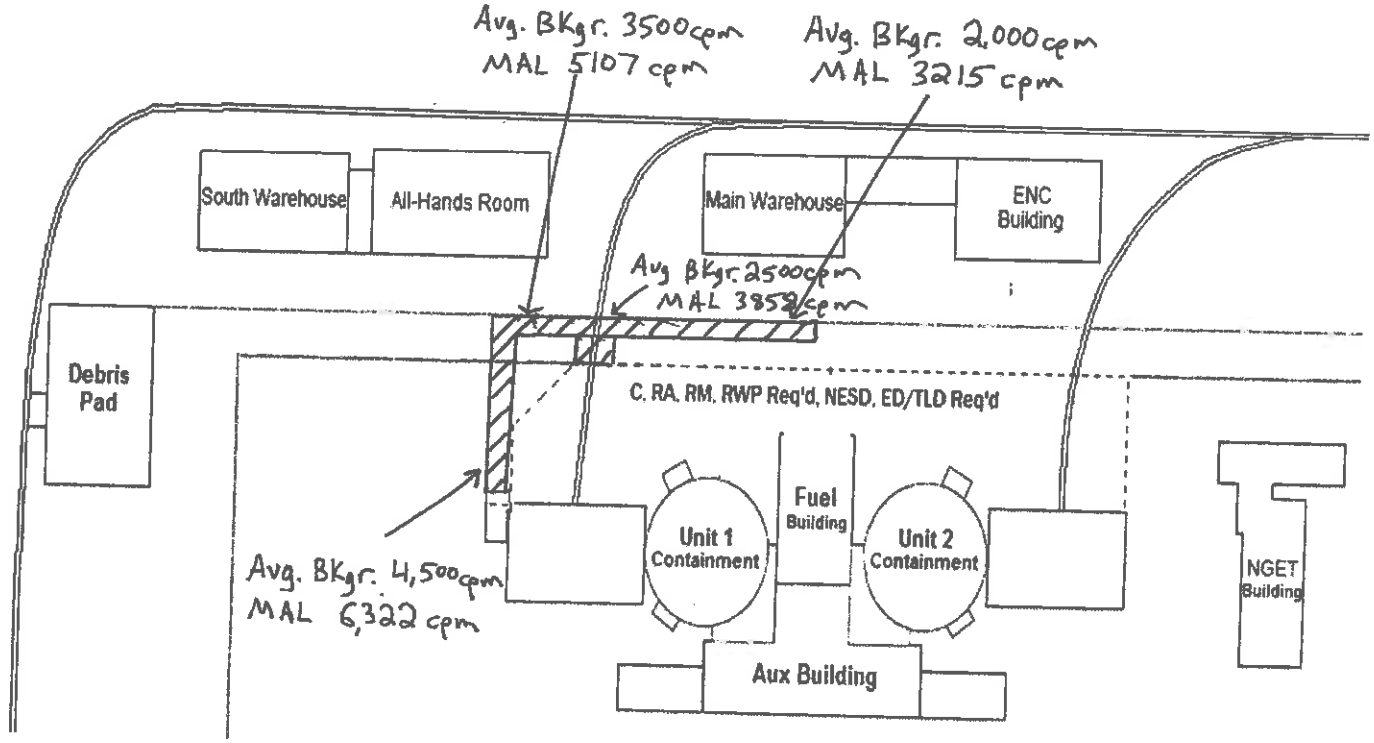

▨ indicates areas where 44-10 survey was performed.

- Collimater was used
- no counts above MAL

Peer Check (Signature): [signature] RPS Approval (Signature): [signature]

Survey #: 2017-0456

Description: PARTICLE SURVEY S. WHSE Date: 03/03/17 Time: 1400

Unit: N/A BLDG: S.WHSE ELEV: 592'

Surveyor Name(s): (Print) P. ARCHER (Sign) P

ZIONSOLUTIONS LLC

RWP: 2017 - 0 - 0012

Rad Posting: SEE MAP

Air Sample taken: ☐yes ☒no

Dosimetry Placement: ☒ Chest ☐Head ☐Thigh ☐Other N/A

Instrument Model	Serial #
M-12/44.10	289980
N/A	

All Smears and/or Large Area Swipes <1000 dpm/100cm² (unless noted below)

#	β-γ	α	#	β-γ	α	Masslinns Letter	β-γ
N/A							

DRPs detected: ☐Yes ☒No ☐N/A

Purpose of Survey:
- ☐ RWP
- ☐ Routine
- ☒ Investigational
- ☐ Release
- ☐ Other (specify)

Comments:
- ☐ Decon Recommended
- ☐ Shielding Recommended
- ☐ Release Recommended
- ☒ None
- ☐ Other (specify)

- - - - = Rad boundary
= Gamma dose rate
(#) = Smear location
△ = Air Sample
*## = Contact/ 30cm dose rates
ABC = Large area swipe
MAL = Minimum Action Level

SOUTH WAREHOUSE

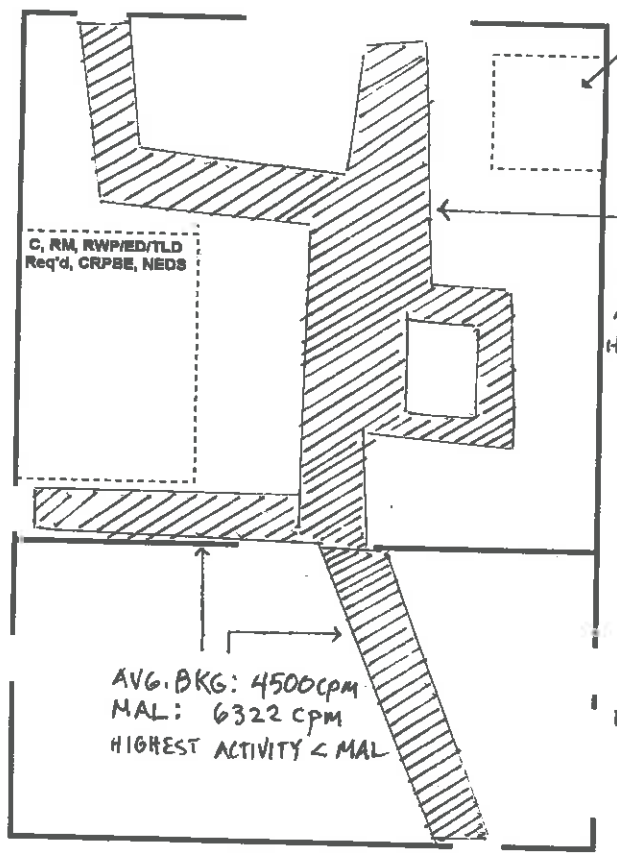

AVG. BKG: 6000 cpm
ACTION LIMIT: 8104 cpm
HIGHEST ACTIVITY < MAL

NORTH WAREHOUSE
WORKERS' BREAK AREA

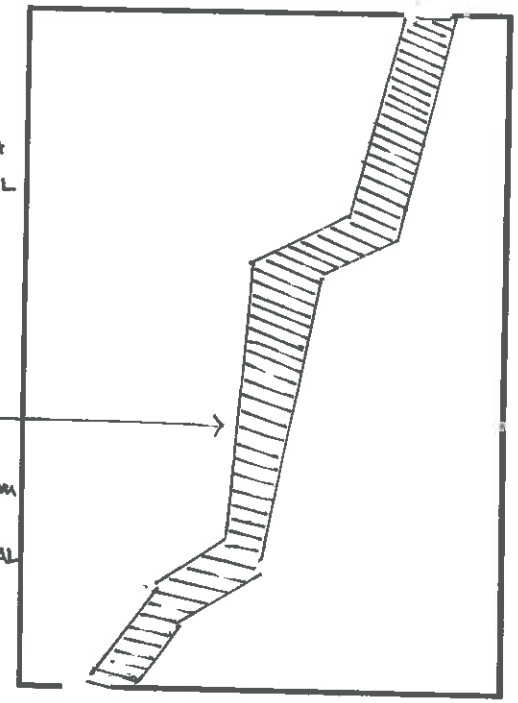

AVG. BKG: 3000cpm
MAL: 4488 cpm
HIGHEST ACTIVITY < MAL

▨ indicates areas where 44-10 survey was performed

Peer Check (Signature): [signature] RPS Approval (Signature): [signature]

Survey #: 2017-0457

Description: Daily Pathways

Date: 3/3/17 Time: 1525

Unit: N/A BLDG: O/S ELEV: 592

Surveyor Name(s): (Print) Lynn Lindemann (Sign) Lynn Lindemann

ZIONSOLUTIONS

RWP: 2017-1-0002

Rad Posting: See Below

Air Sample taken: ☐yes ☒no

Dosimetry Placement: ☒ Chest ☐Head ☐Thigh ☐Other

All dose rates in mrem/hr unless otherwise noted

Instrument Model	Serial #
44-10	302044
N/A	N/A

All Smears and/or Large Area Swipes

<1000 dpm/100cm² (unless noted below)

#	β-γ	α	#	β-γ	α	Masslinns Letter	β-γ
				N			
					A		

DRPs detected: ☐Yes ☒No ☐N/A

Purpose of Survey:
- ☐ RWP
- ☒ Routine
- ☐ Investigational
- ☐ Release
- ☐ Other (specify)

Comments:
- ☐ Decon Recommended
- ☐ Shielding Recommended
- ☐ Release Recommended
- ☒ None
- ☐ Other (specify)

- - - - = Rad boundary
= Gamma dose rate
(#) = Smear location
△ = Air Sample
*#/# = Contact/ 30cm dose rates
ABC = Large area swipe
MAL = Minimum Action Level

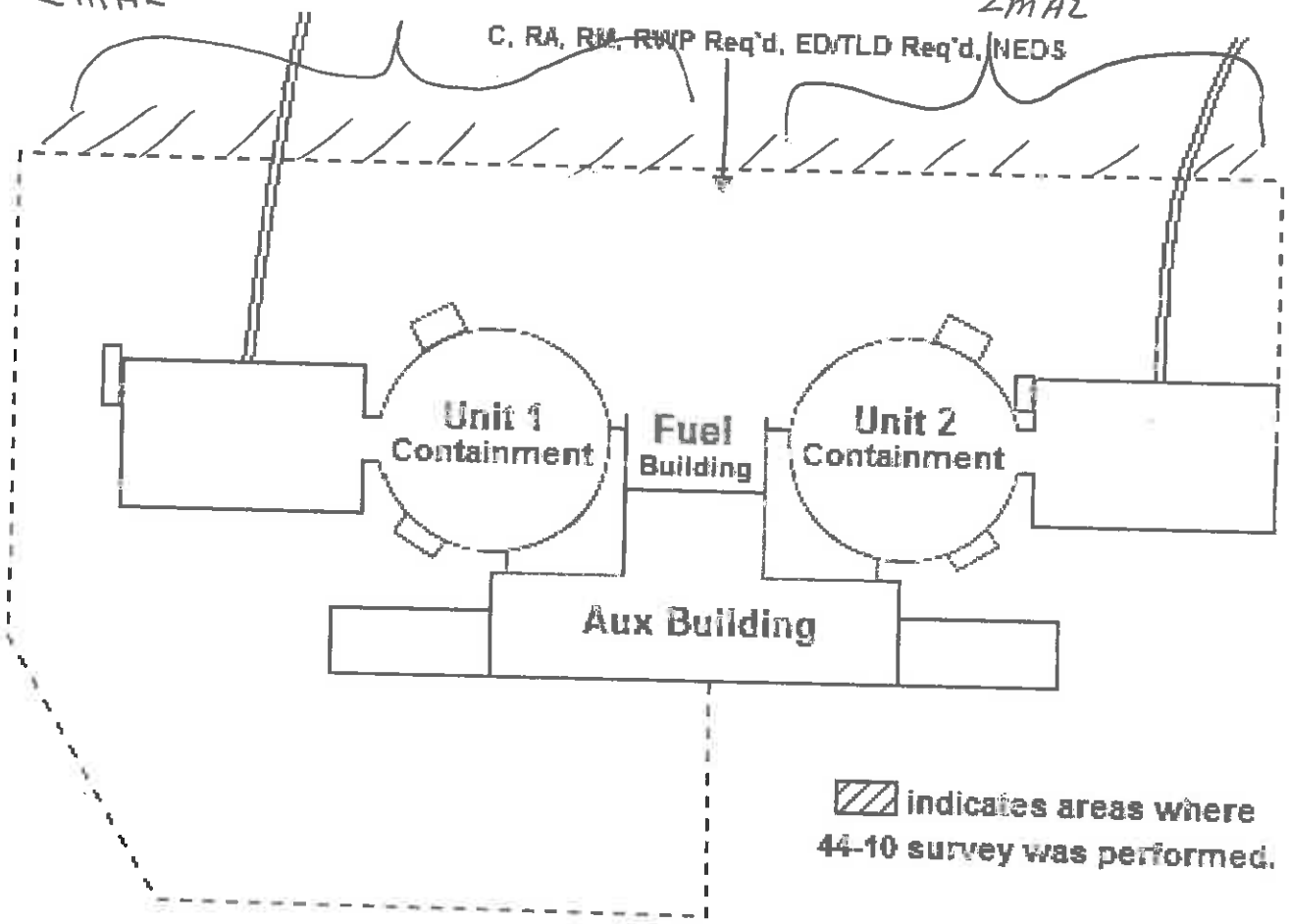

Collimator attachment used to perform this Survey

Peer Check (Signature): [signature]

RPS Approval (Signature): [signature]

Survey #: 2017-0461

Description: Pathway #1 TO NGET Date: 3/4/17 Time: 1600

Unit: NA BLDG: NA ELEV: 592

Surveyor Name(s): (Print) KEITH GILBERT (Sign) Keith Gilbert

ZIONSOLUTIONS LLC

RWP: 2017 - 0 - 0003

Rad Posting: NA

Air Sample taken: ☐ yes ☒ no

Dosimetry Placement: ☒ Chest ☐ Head ☐ Thigh ☐ Other NA

Instrument Model	Serial #
M 4410	301959
N/A	N/A

All Smears and/or Large Area Swipes <1000 dpm/100cm² (unless noted below)

#	β-γ	α	#	β-γ	α	Masslinns Letter	β-γ

DRPs detected: ☐ Yes ☒ No ☐ N/A

Purpose of Survey:
- ☐ RWP
- ☒ Routine
- ☐ Investigational
- ☐ Release
- ☐ Other (specify)

Comments:
- ☐ Decon Recommended
- ☐ Shielding Recommended
- ☐ Release Recommended
- ☒ None
- ☐ Other (specify)

- - - - = Rad boundary
= Gamma dose rate
(#) = Smear location
△ = Air Sample
*##/## = Contact/ 30cm dose rates
ABC = Large area swipe
MAL = Minimum Action Level

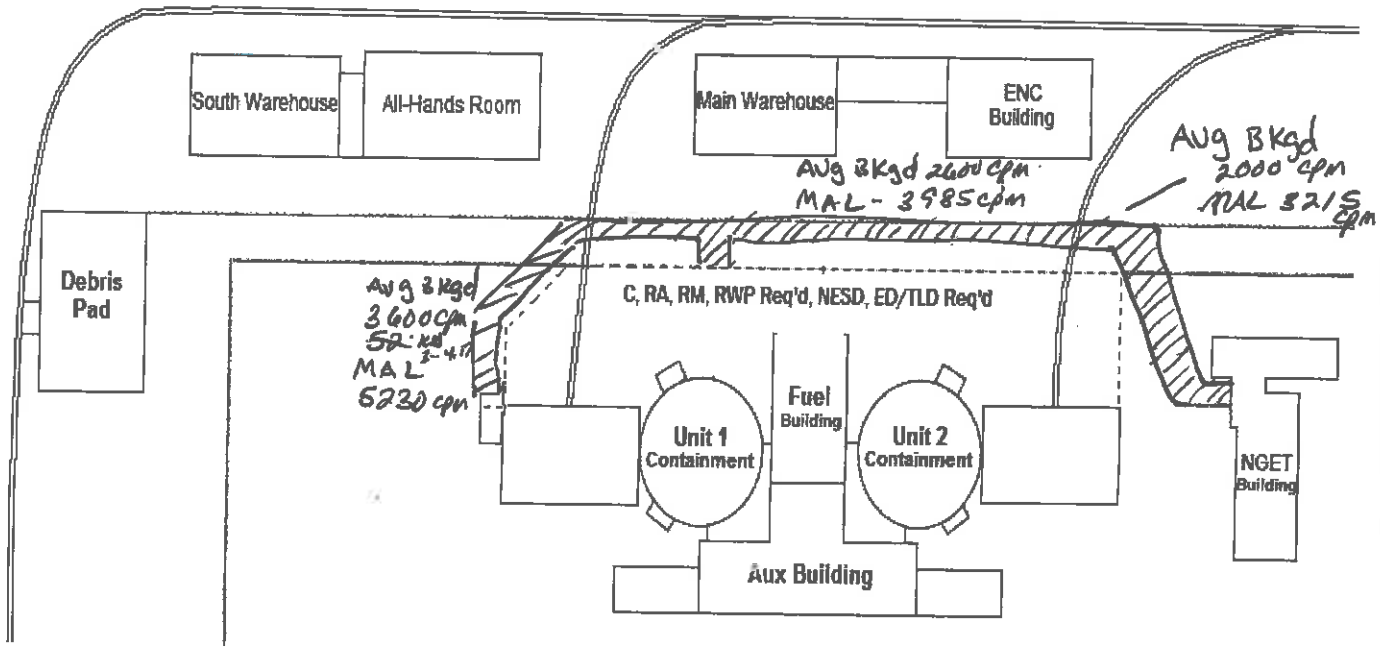

▨ indicates areas where 44-10 survey was performed.

No Activity found Above MAL

Peer Check (Signature): [signature]

RPS Approval (Signature): [signature]

Survey #: 2017-0471 Description: U-1 PATHWAY DAILY Date: 03/06/17 Time: 1500

Unit: N/A BLDG: N/A ELEV: 592 Surveyor Name(s): (Print) P. ARCHER (Sign) P. Archer

ZIONSOLUTIONS LLC

RWP: 2017 - 0 - 0012 Rad Posting: N/A Air Sample taken: ☐yes ☒no

Dosimetry Placement: ☒Chest ☐Head ☐Thigh ☐Other N/A

Instrument Model	Serial #
M-12/4410	274196
N/A	

All Smears and/or Large Area Swipes <1000 dpm/100cm² (unless noted below)

#	β-γ	α	#	β-γ	α	Masslinns Letter	β-γ
N/A							

DRPs detected : ☐Yes ☒No ☐N/A

Purpose of Survey:
- ☐ RWP
- ☒ Routine
- ☐ Investigational
- ☐ Release
- ☐ Other (specify)

Comments:
- ☐ Decon Recommended
- ☐ Shielding Recommended
- ☐ Release Recommended
- ☒ None
- ☐ Other (specify)

- - - - = Rad boundary
= Gamma dose rate
(#) = Smear location
△ = Air Sample
*## = Contact/ 30cm dose rates
ABC = Large area swipe
MAL = Minimum Action Level

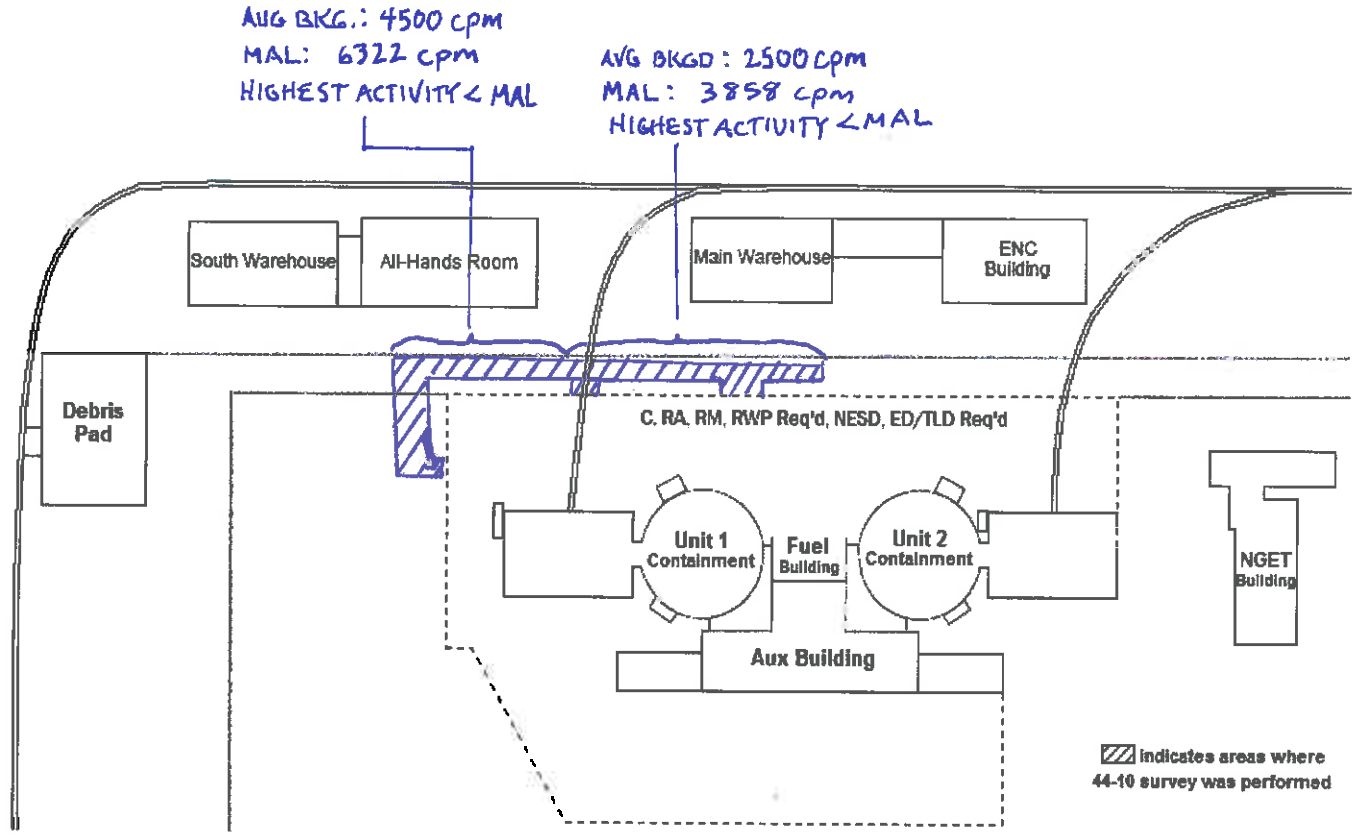

Peer Check (Signature): [signature] RPS Approval (Signature): [signature]

Survey #: 2017-0472

Unit: N/A BLDG: Aux ELEV: 592'

Description: Aux Building Daily Pathway Date: 3/6/17 Time: 1245

Surveyor Name(s): (Print) B. Goessl (Sign)

ZIONSOLUTIONS LLC

RWP: 2017-0-0012

Rad Posting: N/A

Air Sample taken: ☐yes ☒no

Dosimetry Placement: ☒ Chest ☐Head ☐Thigh ☐Other N/A

Instrument Model	Serial #
44-10	301959
A	A
N	N

All Smears and/or Large Area Swipes <1000 dpm/100cm² (unless noted below)

#	β-γ	α	#	β-γ	α	Masslinns Letter	β-γ
					A		
			N				

DRPs detected : ☐Yes ☒No ☐N/A

Purpose of Survey:
- ☐ RWP
- ☒ Routine
- ☐ Investigational
- ☐ Release
- ☐ Other (specify)

Comments:
- ☐ Decon Recommended
- ☐ Shielding Recommended
- ☐ Release Recommended
- ☒ None
- ☐ Other (specify)

- - - - = Rad boundary
= Gamma dose rate
(#) = Smear location
△ = Air Sample
*## = Contact/ 30cm dose rates
ABC = Large area swipe
MAL = Minimum Action Level

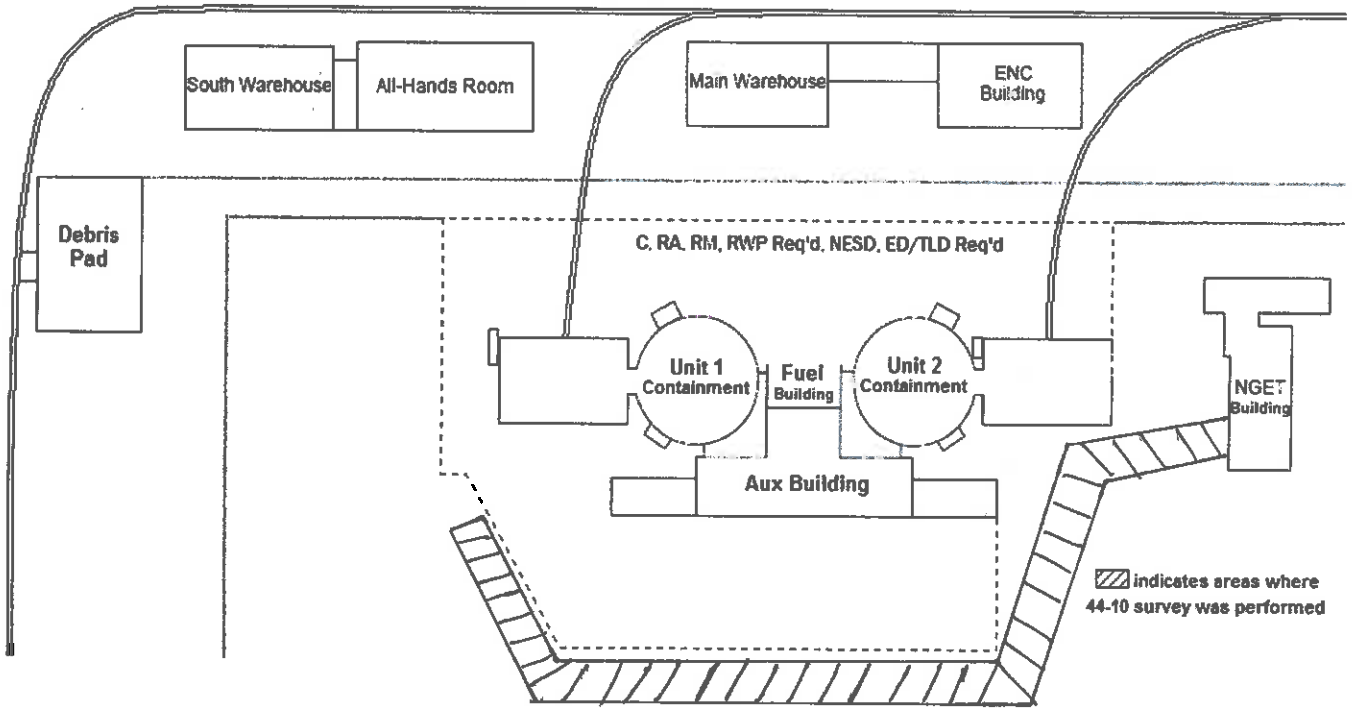

Average Background: 2000 cpm
Minimum Action Limit: 3215 cpm
- No counts above MAL

Peer Check (Signature): CL I

RPS Approval (Signature):

Survey #: 2017-~~0474~~ -0473 (jam 3/7/17)

Unit: 2 BLDG: O/S ELEV: 592'

Description: U2 Daily Pathway Date: 3/6/17 Time: 1330

Surveyor Name(s): (Print) C. Terp (Sign) CLT

ZIONSOLUTIONS LLC

RWP: 2017 -0- 0012

Rad Posting: N/A

Air Sample taken: ☐yes ☒no

Dosimetry Placement: ☒ Chest ☐Head ☐Thigh ☐Other N/A

Instrument Model	Serial #
M12/44-10	302015
N/A	N/A

All Smears and/or Large Area Swipes <1000 dpm/100cm² (unless noted below)

#	β-γ	α	#	β-γ	α	Masslinns Letter	β-γ
				N	A		

DRPs detected : ☐Yes ☒No ☐N/A

Purpose of Survey:
- ☐ RWP
- ☒ Routine
- ☐ Investigational
- ☐ Release
- ☐ Other (specify)

Comments:
- ☐ Decon Recommended
- ☐ Shielding Recommended
- ☐ Release Recommended
- ☒ None
- ☐ Other (specify)

- - - - = Rad boundary
= Gamma dose rate
(#) = Smear location
△ = Air Sample
*#/# = Contact/ 30cm dose rates
AEC = Large area swipe
MAL = Minimum Action Level

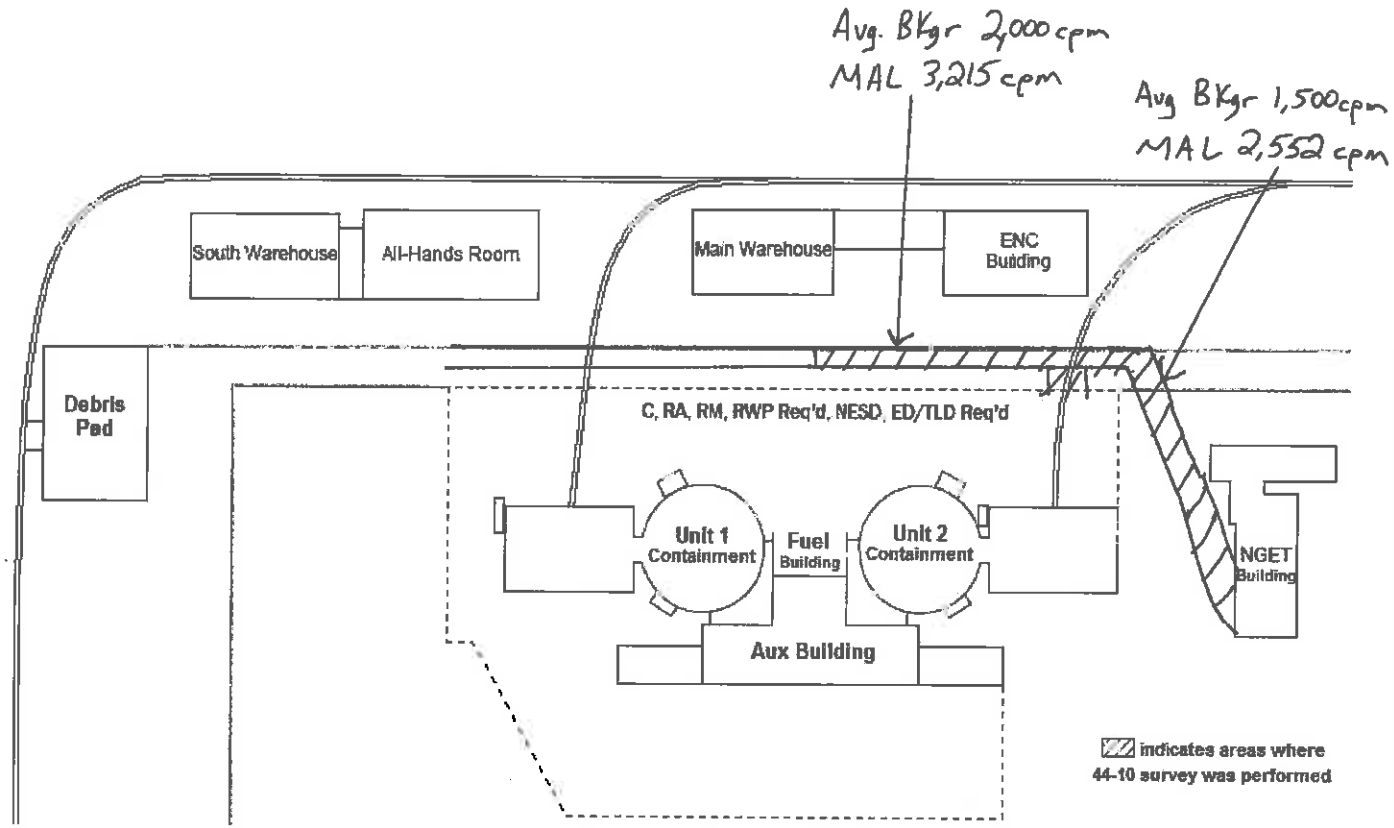

-collimator was used
-no counts above MAL

Peer Check (Signature): [signature]

RPS Approval (Signature): [signature]

Survey #: 2017-0484 | Description: U2 Daily Pathway | Date: 3/7/17 | Time: 1400

Unit: 2 | BLDG: O/S | ELEV: 592'

Surveyor Name(s): (Print) Cody Terp (Sign) CL T

ZIONSOLUTIONS LLC

RWP: 2017 - 0 - 0012

Rad Posting: N/A

Air Sample taken: ☐yes ☒no

Dosimetry Placement: ☒Chest ☐Head ☐Thigh ☐Other N/A

Instrument Model	Serial #
M12/44-10	302044
N/A	N/A

All Smears and/or Large Area Swipes <1000 dpm/100cm² (unless noted below)

#	β-γ	α	#	β-γ	α	Masslinns Letter	β-γ
				N	A		

DRPs detected : ☐Yes ☒No ☐N/A

Purpose of Survey:
- ☐ RWP
- ☒ Routine
- ☐ Investigational
- ☐ Release
- ☐ Other (specify)

Comments:
- ☐ Decon Recommended
- ☐ Shielding Recommended
- ☐ Release Recommended
- ☒ None
- ☐ Other (specify)

- - - - = Rad boundary
= Gamma dose rate
(#) = Smear location
△ = Air Sample
#/# = Contact/ 30cm dose rates
ABC = Large area swipe
MAL = Minimum Action Level

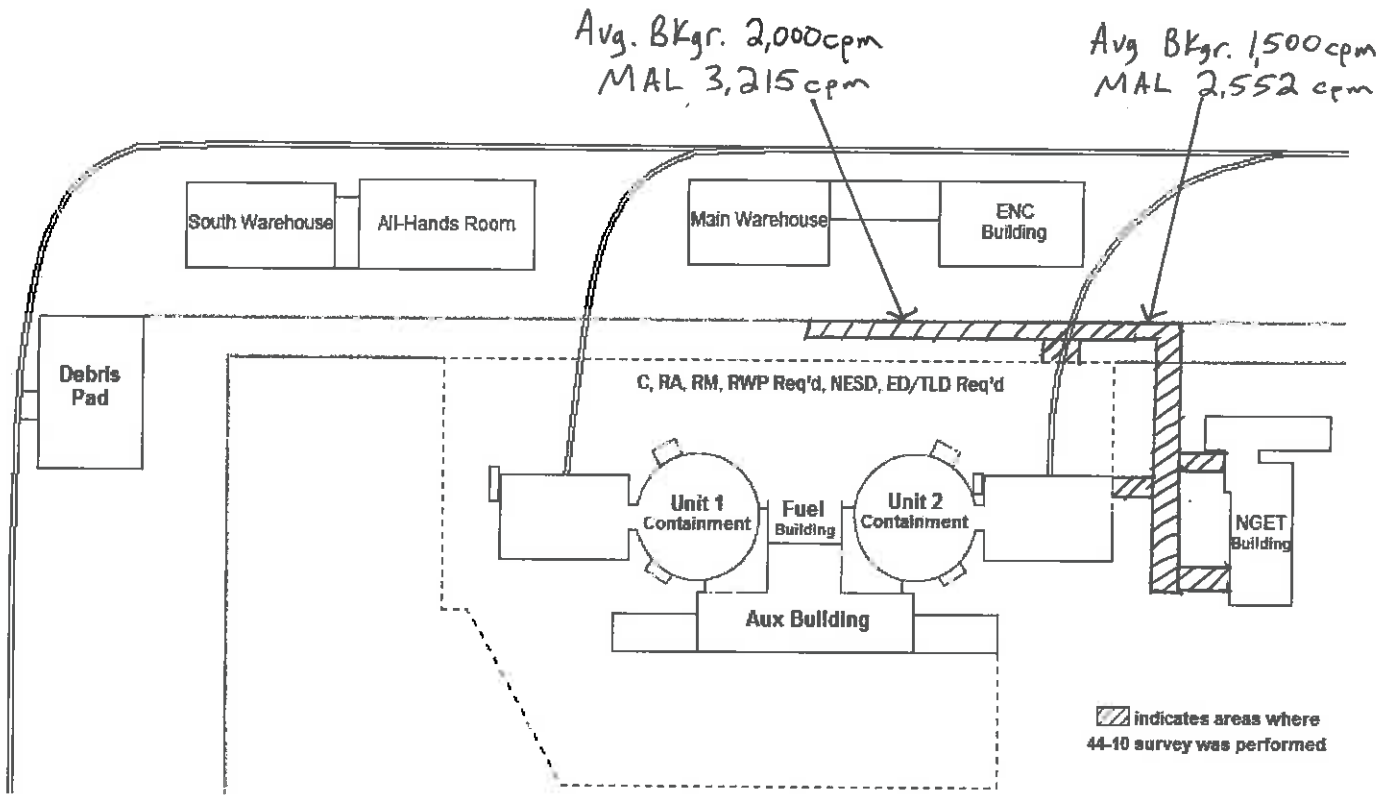

- Collimater was used
- no counts above MAL

Peer Check (Signature): [signature] RPS Approval (Signature): [signature]

Survey #: 2017-0491

Unit: NA BLDG: NA ELEV: 592

Description: U1 PATHWAY Date: 3/7/17 Time: 1545

Surveyor Name(s): (Print) KEITH GILBERT (Sign) Keith Gilbert

ZIONSOLUTIONS LLC

RWP: 2017-0-0012

Rad Posting: NA

Air Sample taken: ☐yes ☒no

Dosimetry Placement: ☒ Chest ☐Head ☐Thigh ☐Other NA

Instrument Model	Serial #
M 4410	289980
N/A	N/A

All Smears and/or Large Area Swipes

<1000 dpm/100cm² (unless noted below)

#	β-γ	α	#	β-γ	α	Masslinns Letter	β-γ

NA

DRPs detected : ☐Yes ☒No ☐N/A

Purpose of Survey:
- ☐ RWP
- ☒ Routine
- ☐ Investigational
- ☐ Release
- ☐ Other (specify)

Comments:
- ☐ Decon Recommended
- ☐ Shielding Recommended
- ☐ Release Recommended
- ☒ None
- ☐ Other (specify)

- - - - = Rad boundary
= Gamma dose rate
(#) = Smear location
△ = Air Sample
= Contact/ 30cm dose rates
ABC = Large area swipe
MAL = Minimum Action Level

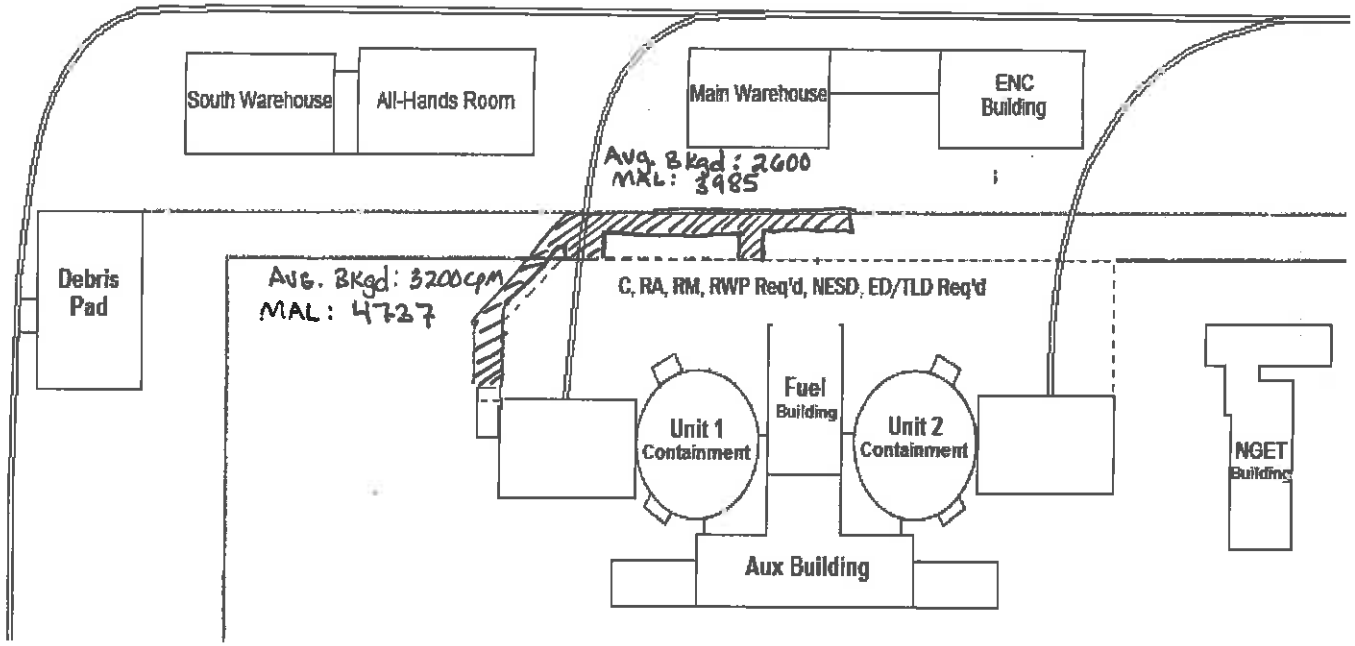

▨ indicates areas where 44-10 survey was performed.

NO ACTIVITY FOUND ABOVE MAL

Peer Check (Signature): CL T

RPS Approval (Signature): [signature]

Survey #: 2017 - 0494

Description: Aux Daily Pathway

Date: 3/7/17 Time: 1215

Unit: N/A BLDG: Aux ELEV: 592'

Surveyor Name(s): (Print) B. Goessl (Sign)

ZIONSOLUTIONS

RWP: 2017 - 0 - 0012

Rad Posting: N/A

Air Sample taken: ☐yes ☒no

Dosimetry Placement: ☒ Chest ☐Head ☐Thigh ☐Other N/A

Instrument Model	Serial #
44-10	301959
A	A
N	N

All Smears and/or Large Area Swipes <1000 dpm/100cm² (unless noted below)

#	β-γ	α	#	β-γ	α	Masslinns Letter	β-γ
						A	
		N					

DRPs detected : ☐Yes ☒No ☐N/A

Purpose of Survey:
- ☐ RWP
- ☒ Routine
- ☐ Investigational
- ☐ Release
- ☐ Other (specify)

Comments:
- ☐ Decon Recommended
- ☐ Shielding Recommended
- ☐ Release Recommended
- ☒ None
- ☐ Other (specify)

▪▪▪▪ = Rad boundary
= Gamma dose rate
(#) = Smear location
△ = Air Sample
*#/# = Contact/ 30cm dose rates
ABC = Large area swipe
MAL = Minimum Action Level

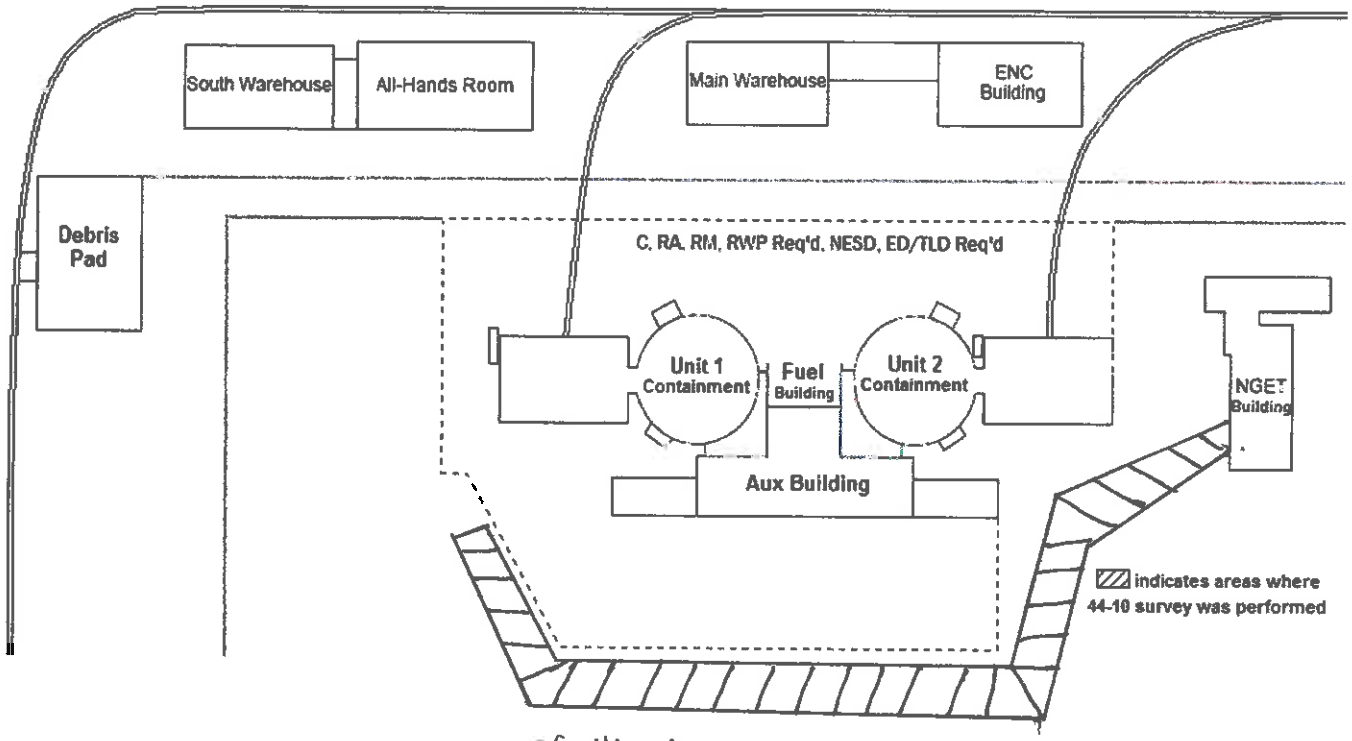

- Collimater was used
- Average Background = 2000 cpm
- Minimum Action Limit = 3215 cpm
- No counts above action limit.

Peer Check (Signature): CL T

RPS Approval (Signature):

Survey #: 2017-0515 Description: U2 Daily Pathway Date: 3/9/17 Time: 1300

Unit: 2 BLDG: O/S ELEV: 592'

Surveyor Name(s): (Print) Cody Terp (Sign) CL T

ZIONSOLUTIONS LLC

RWP: 2017 - 0 - 0012

Rad Posting: N/A

Air Sample taken: ☐yes ☒no

Dosimetry Placement: ☒Chest ☐Head ☐Thigh ☐Other N/A

Instrument Model	Serial #
M12/44-10	302015
N/A	N/A

All Smears and/or Large Area Swipes <1000 dpm/100cm² (unless noted below)

#	β-γ	α	#	β-γ	α	Masslinns Letter	β-γ
				N	A		

DRPs detected : ☐Yes ☒No ☐N/A

Purpose of Survey:
- ☐ RWP
- ☒ Routine
- ☐ Investigational
- ☐ Release
- ☐ Other (specify)

Comments:
- ☐ Decon Recommended
- ☐ Shielding Recommended
- ☐ Release Recommended
- ☒ None
- ☐ Other (specify)

- - - - = Rad boundary
= Gamma dose rate
(#) = Smear location
△ = Air Sample
*## = Contact/ 30cm dose rates
LAS = Large area swipe
MAL = Minimum Action Level

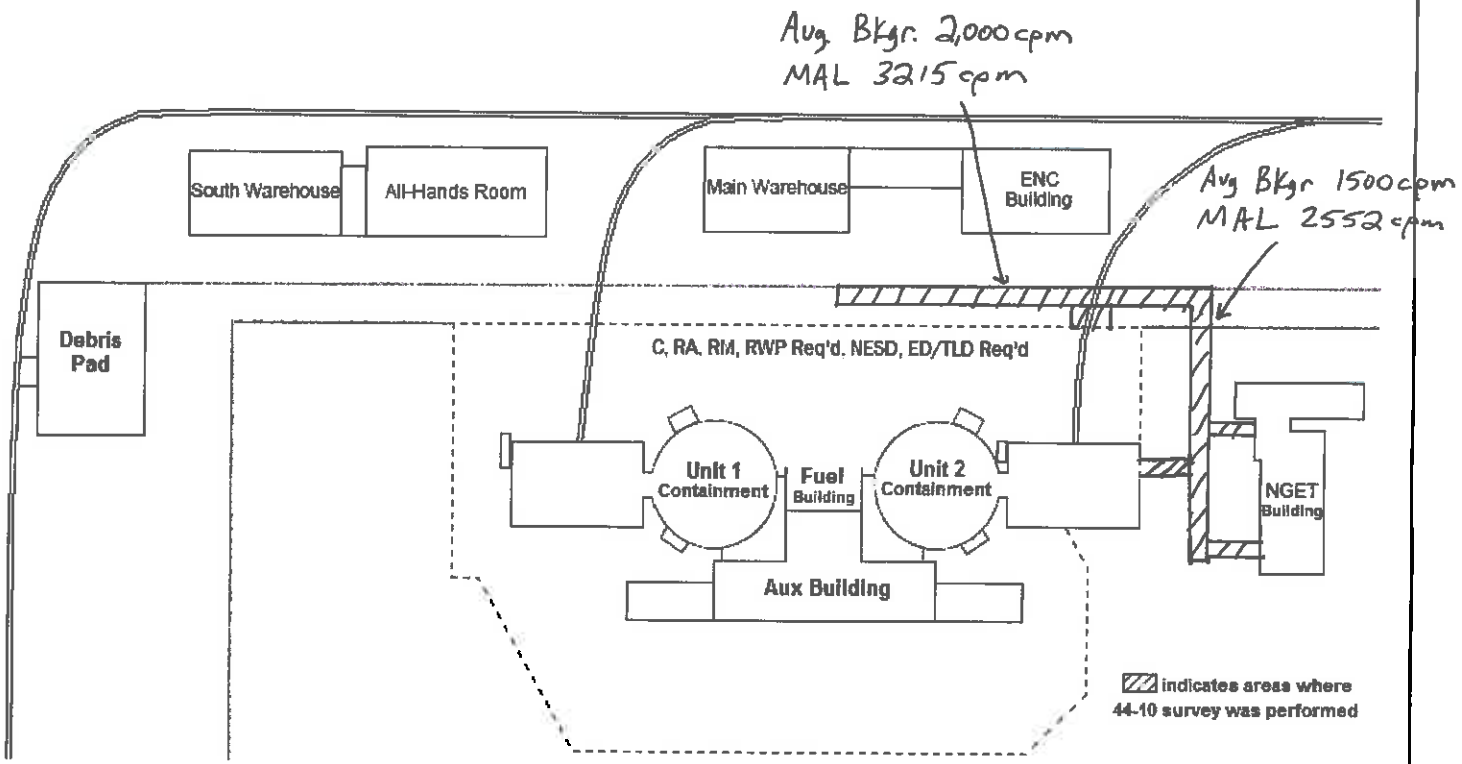

- collimator was used
- no counts above MAL

Peer Check (Signature): [signature] RPS Approval (Signature): [signature]

Survey #: 2017-0524

Description: U-1 WALK WAY DAILY Date: 03/09/17 Time: 1545

Unit: N/A BLDG: N/A ELEV: 592'

Surveyor Name(s): (Print) PATRICK ARCHER (Sign) [signature]

ZION SOLUTIONS LLC

RWP: 2017 - 0 - 0012

Rad Posting: N/A

Air Sample taken: ☐yes ☒no

Dosimetry Placement: ☒ Chest ☐Head ☐Thigh ☐Other N/A

Instrument Model	Serial #
M-12/4410	302044
N/A	

All Smears and/or Large Area Swipes <1000 dpm/100cm² (unless noted below)

#	β-γ	α	#	β-γ	α	Masslinns Letter	β-γ
N/A							

DRPs detected: ☐Yes ☒No ☐N/A

Purpose of Survey:
- ☐ RWP
- ☒ Routine
- ☐ Investigational
- ☐ Release
- ☐ Other (specify)

Comments:
- ☐ Decon Recommended
- ☐ Shielding Recommended
- ☐ Release Recommended
- ☒ None
- ☐ Other (specify)

- - - - = Rad boundary
= Gamma dose rate
(#) = Smear location
△ = Air Sample
*#/# = Contact/ 30cm dose rates
ABC = Large area swipe
MAL = Minimum Action Level

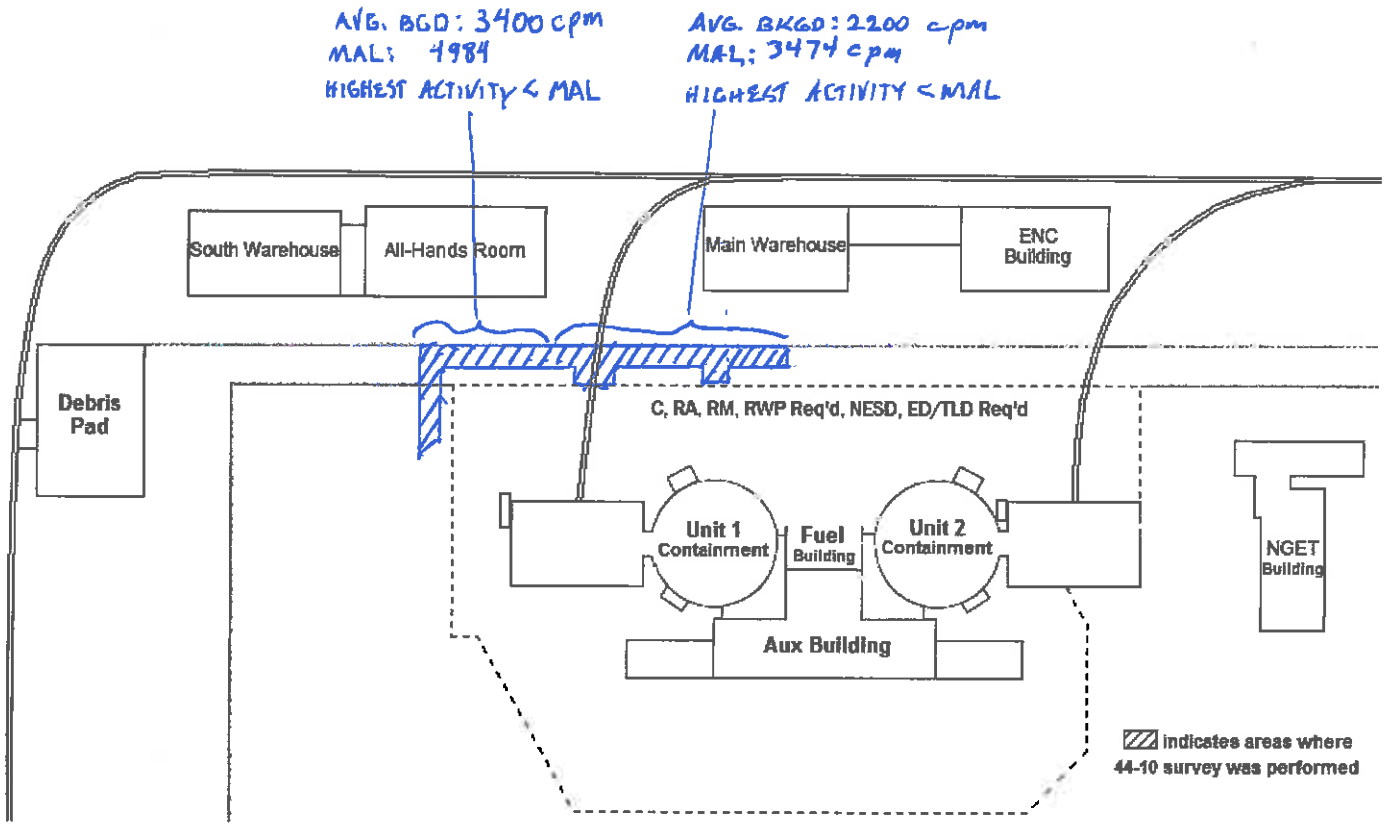

Peer Check (Signature): [signature] RPS Approval (Signature): [signature]

3/14/17

Survey #: 2017 - ~~0452~~ Jan 0542

Description: U2 Daily Pathway

Date: 3 / 13 / 17 Time: 1430

Unit: N/A BLDG: N/A ELEV: 592'

Surveyor Name(s): (Print) B. Gross (Sign)

ZIONSOLUTIONS

RWP: 2017 - 0 - 0012

Rad Posting: N/A

Dosimetry Placement: ☒ Chest ☐ Head ☐ Thigh ☐ Other N/A

Air Sample taken: ☐ yes ☒ no

Instrument Model	Serial #
44-10	301959
A	A
N	N

All Smears and/or Large Area Swipes <1000 dpm/100cm² (unless noted below)

#	β-γ	α	#	β-γ	α	Masslinns Letter	β-γ
						A	
		N					

DRPs detected : ☐ Yes ☒ No ☐ N/A

Purpose of Survey:
- ☐ RWP
- ☒ Routine
- ☐ Investigational
- ☐ Release
- ☐ Other (specify)

Comments:
- ☐ Decon Recommended
- ☐ Shielding Recommended
- ☐ Release Recommended
- ☒ None
- ☐ Other (specify)

= Rad boundary
= Gamma dose rate
= Smear location
= Air Sample
*#/# = Contact/ 30cm dose rates
= Large area swipe
MAL = Minimum Action Level

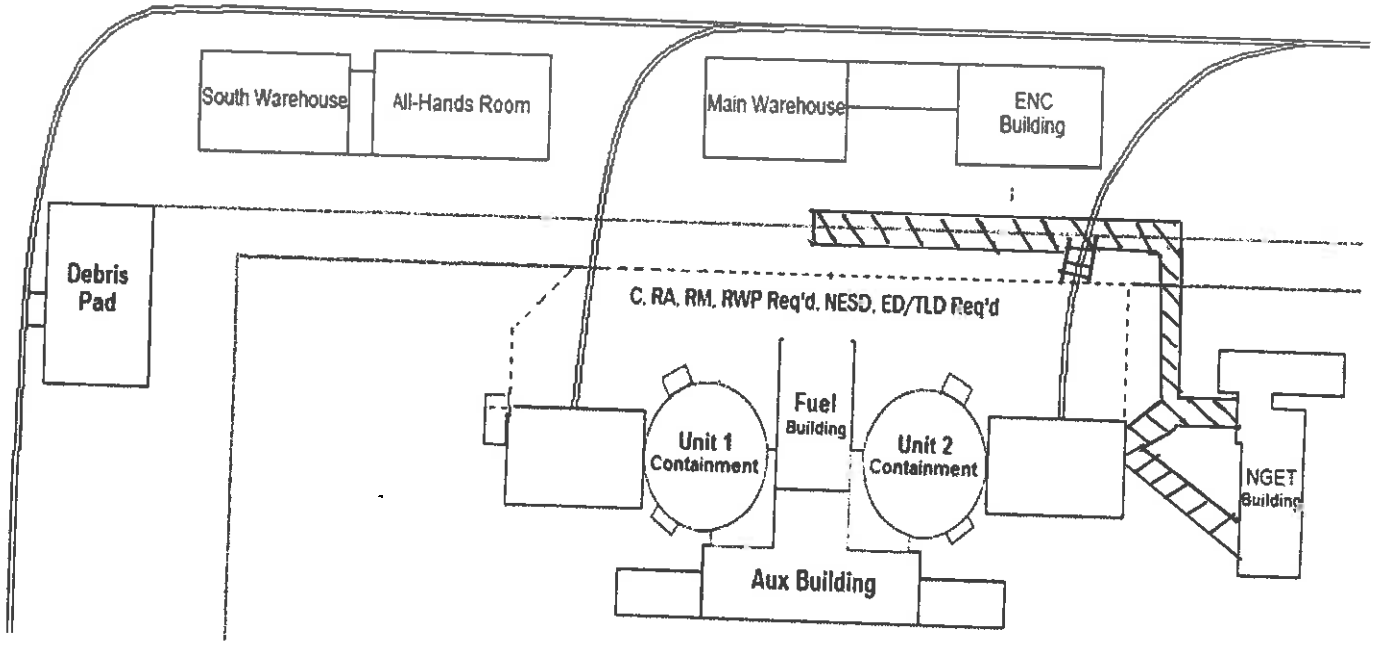

indicates areas where 44-10 survey was performed.

Collimater was used

Average Background: 2000 cpm

Minimum Action Limit: 3215 cpm

No counts above MAL

Peer Check (Signature): CL J

RPS Approval (Signature):

Survey #: 2017-0543

Description: Daily Pathway U-1 Date: 3/13/17 Time: 1400

Unit: N/A BLDG: N/A ELEV: N/A

Surveyor Name(s): (Print) Zachary Ginzel (Sign)

ZIONSOLUTIONS LLC

RWP: 2017 - 0 - 0012

Rad Posting: N/A

Air Sample taken: ☐yes ☒no

Dosimetry Placement: ☒ Chest ☐Head ☐Thigh ☐Other N/A

Instrument Model	Serial #
4410	302015
N	
	A

All Smears and/or Large Area Swipes <1000 dpm/100cm² (unless noted below)

#	β-γ	α	#	β-γ	α	Masslinns Letter	β-γ
				N			
				A			

DRPs detected: ☐Yes ☒No ☐N/A

Purpose of Survey:
- ☐ RWP
- ☒ Routine
- ☐ Investigational
- ☐ Release
- ☐ Other (specify)

Comments:
- ☐ Decon Recommended
- ☐ Shielding Recommended
- ☐ Release Recommended
- ☒ None
- ☐ Other (specify)

- - - - = Rad boundary
= Gamma dose rate
(#) = Smear location
△ = Air Sample
*## = Contact/ 30cm dose rates
ABC = Large area swipe
MAL = Minimum Action Level

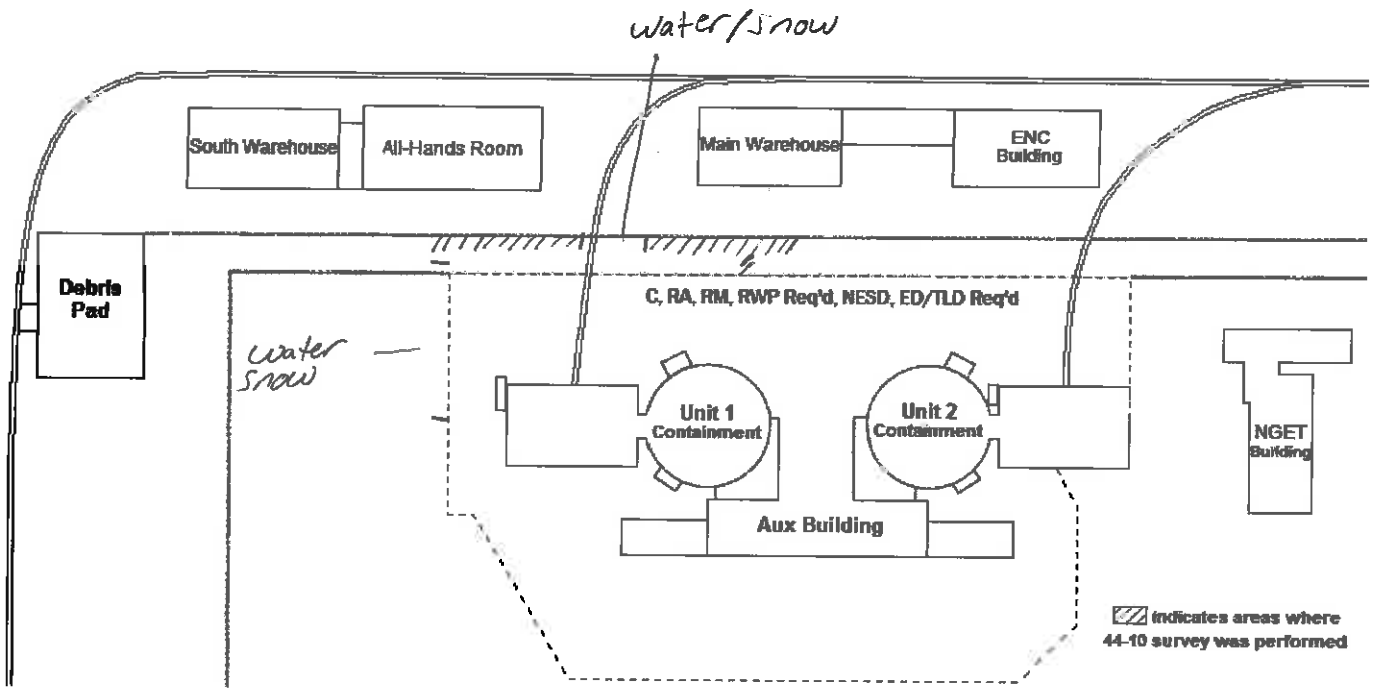

Average Background = 3,000 cpm
MAL = 4488 cpm
Results = < MAL

Peer Check (Signature): Lynn Hindemann RPS Approval (Signature):

Survey #: 2017-0552

Unit: NA BLDG: NA ELEV: 592

Description: U1 Pathway

Date: 3/14/17 Time: 1500

Surveyor Name(s): (Print) KEITH GILBERT (Sign) [signature]

ZIONSOLUTIONS LLC

RWP: 2017-0-0012

Rad Posting: NA

Air Sample taken: ☐ yes ☒ no

Dosimetry Placement: ☒ Chest ☐ Head ☐ Thigh ☐ Other NA

Instrument Model	Serial #
M-12 44-10	274196
NA	NA

All Smears and/or Large Area Swipes <1000 dpm/100cm² (unless noted below)

#	β-γ	α	#	β-γ	α	Masslinns Letter	β-γ

DRPs detected: ☐ Yes ☐ No ☒ N/A

Purpose of Survey:
- ☐ RWP
- ☒ Routine
- ☐ Investigational
- ☐ Release
- ☐ Other (specify)

Comments:
- ☐ Decon Recommended
- ☐ Shielding Recommended
- ☐ Release Recommended
- ☒ None
- ☐ Other (specify)

- - - - = Rad boundary
= Gamma dose rate
(#) = Smear location
△ = Air Sample
*## = Contact/ 30cm dose rates
ABC = Large area swipe
MAL = Minimum Action Level

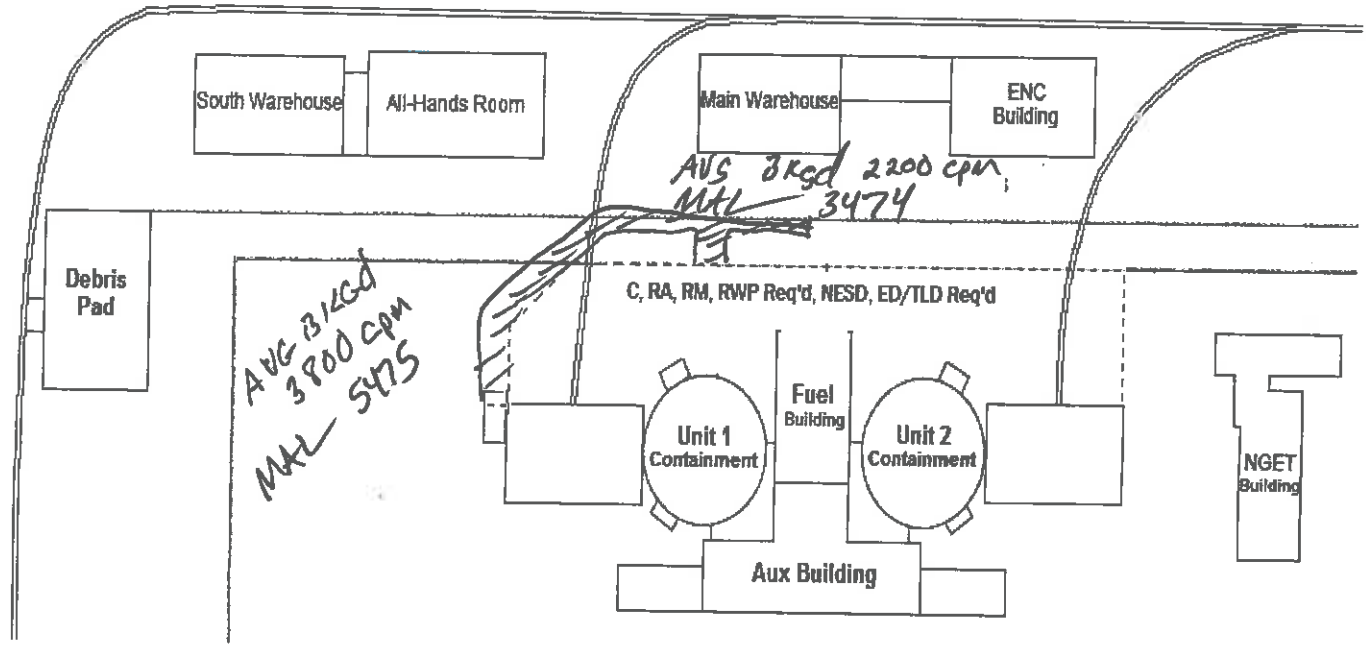

▨ indicates areas where 44-10 survey was performed.

NO Activity FOUND ABOVE MAL

Peer Check (Signature): [signature]

RPS Approval (Signature): [signature]

Survey #: 2017-0554

Description: U2 Pathway Daily

Date: 3/14/17 Time: 1500

Unit: N/A BLDG: N/A ELEV: 592'

Surveyor Name(s): (Print) B. Goess / C. Terp (Sign) B. G / C. T

ZIONSOLUTIONS

RWP: 2017-0-0012

Rad Posting: N/A

Air Sample taken: ☐yes ☒no

Dosimetry Placement: ☒ Chest ☐Head ☐Thigh ☐Other N/A

Instrument Model	Serial #
44-10	301959
44-10	274196
A	A
N	N

All Smears and/or Large Area Swipes <1000 dpm/100cm² (unless noted below)

#	β-γ	α	#	β-γ	α	Masslinns Letter	β-γ
					A		
			N				

DRPs detected: ☐Yes ☒No ☐N/A

Purpose of Survey:
- ☐ RWP
- ☒ Routine
- ☐ Investigational
- ☐ Release
- ☐ Other (specify)

Comments:
- ☐ Decon Recommended
- ☐ Shielding Recommended
- ☐ Release Recommended
- ☒ None
- ☐ Other (specify)

- - - - = Rad boundary
= Gamma dose rate
(#) = Smear location
△ = Air Sample
*#/# = Contact/ 30cm dose rates
LAS = Large area swipe
MAL = Minimum Action Level

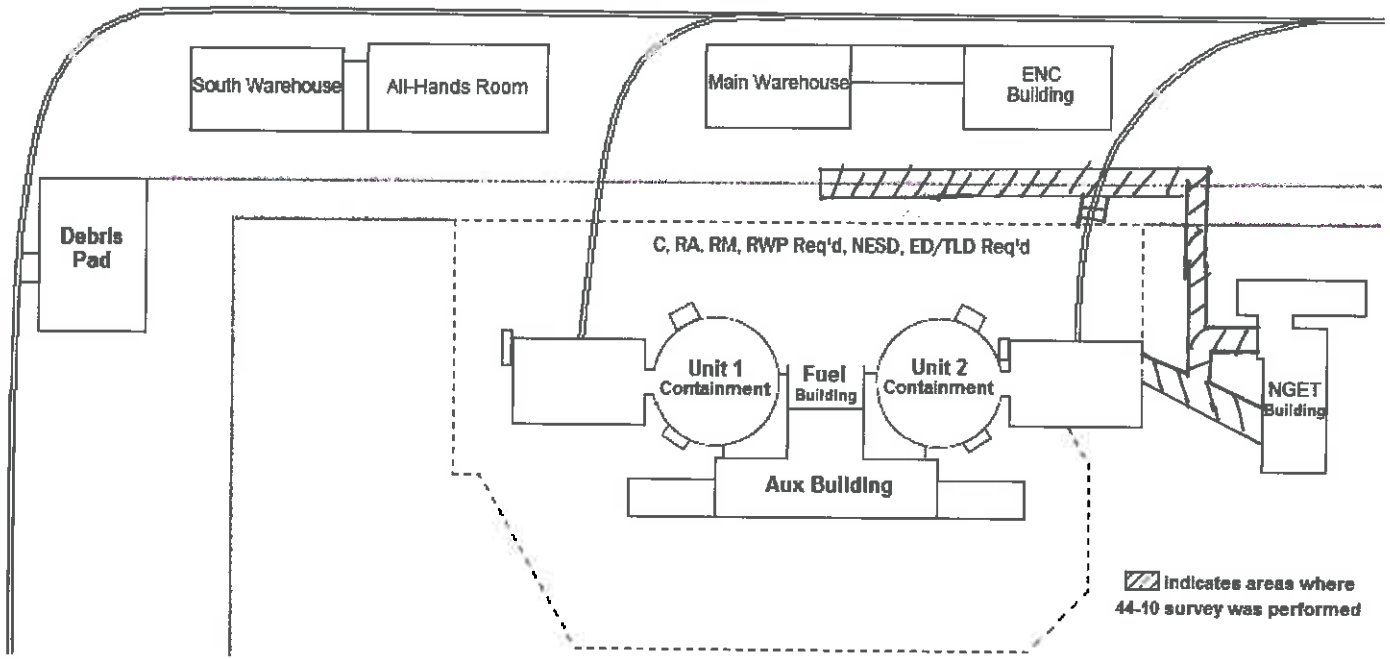

- Collimater was used.
- Areas with water or snow cover were not surveyed.

- Average Background: 2000 cpm
- Minimum Action Limit: 3215 cpm
- No counts above MAL

Peer Check (Signature): Heath Gilbert

RPS Approval (Signature):

Survey #: 2017-0562

Description: U2 Pathway Daily

Date: 3/15/17 Time: 1430

Unit: N/A BLDG: N/A ELEV: 592'

Surveyor Name(s): (Print) B. Gressl (Sign)

ZIONSOLUTIONS

RWP: 2017-0-0012

Rad Posting: N/A

Dosimetry Placement: ☒ Chest ☐ Head ☐ Thigh ☐ Other N/A

Air Sample taken: ☐ yes ☒ no

Instrument Model	Serial #
44-10	301959
A	A
N	N

All Smears and/or Large Area Swipes <1000 dpm/100cm² (unless noted below)

#	β-γ	α	#	β-γ	α	Masslinns Letter	β-γ
						A	
			N				

DRPs detected: ☐ Yes ☒ No ☐ N/A

Purpose of Survey:
- ☐ RWP
- ☒ Routine
- ☐ Investigational
- ☐ Release
- ☐ Other (specify)

Comments:
- ☐ Decon Recommended
- ☐ Shielding Recommended
- ☐ Release Recommended
- ☒ None
- ☐ Other (specify)

- - - - = Rad boundary
= Gamma dose rate
= Smear location
△ = Air Sample
#/# = Contact/ 30cm dose rates
ABC = Large area swipe
MAL = Minimum Action Level

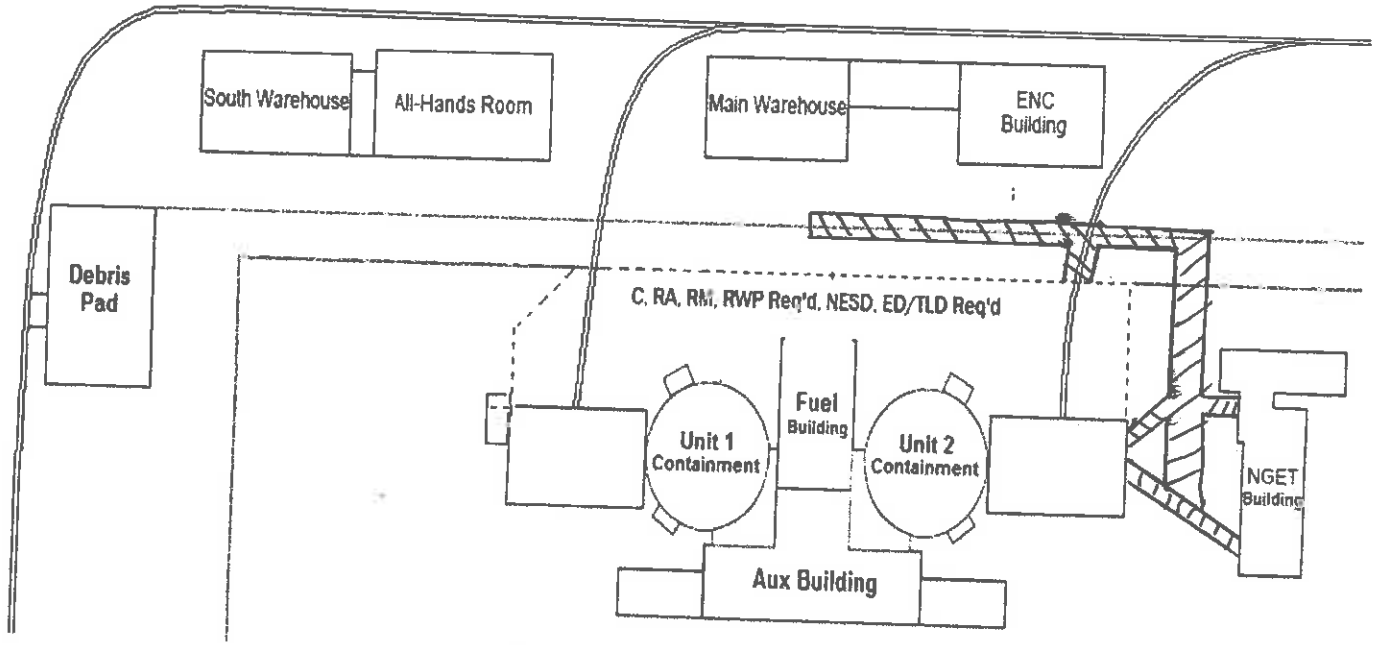

▨ indicates areas where 44-10 survey was performed.

- Collimater was used
- Average Background: 2000 cpm
- Minimum Action Limit: 3215 cpm
- No counts above MAL.

Peer Check (Signature): Keith Gilbert

RPS Approval (Signature):

Survey #: 2017-0577

Description: 44-10 WALKWAY NGET TO N. AUX RMA EXIT

Date: 03/16/17 Time: 1510

Unit: N/A BLDG: N/A ELEV: 592'

Surveyor Name(s): (Print) P. ARCHER (Sign) P. Archer

ZIONSOLUTIONS LLC

RWP: 2017-0-0012

Rad Posting: N/A

Air Sample taken: ☐ yes ☒ no

Dosimetry Placement: ☒ Chest ☐ Head ☐ Thigh ☐ Other N/A

Instrument Model	Serial #
M-12/44-10	302044
N/A	N/A

All Smears and/or Large Area Swipes <1000 dpm/100cm² (unless noted below)

#	β-γ	α	#	β-γ	α	Masslinns Letter	β-γ
N/A							

DRPs detected: ☐ Yes ☒ No ☐ N/A

Purpose of Survey:
- ☐ RWP
- ☒ Routine
- ☐ Investigational
- ☐ Release
- ☐ Other (specify)

Comments:
- ☐ Decon Recommended
- ☐ Shielding Recommended
- ☐ Release Recommended
- ☒ None
- ☐ Other (specify)

- - - - = Rad boundary
= Gamma dose rate
(#) = Smear location
△ = Air Sample
*### = Contact/ 30cm dose rates
LAS = Large area swipe
MAL = Minimum Action Level

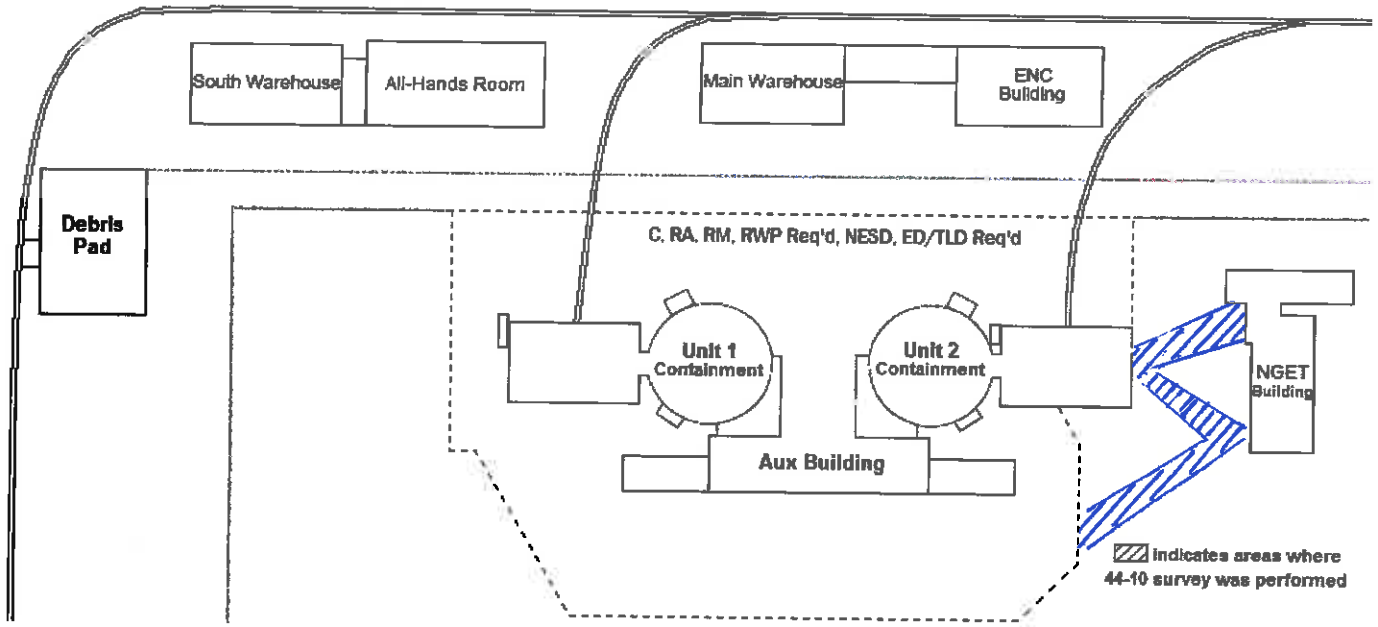

AVG. BKGD: 1600cpm

MAL: 2687 cpm

HIGHEST ACTIVITY < MAL

Peer Check (Signature): Craig R. May

RPS Approval (Signature): [signature]

Survey #: 2017-0582

Unit: N/A BLDG: O/S ELEV: 592'

Description: U1/U2 Daily Pathway Date: 3/16/17 Time: 1600

Surveyor Name(s): (Print) C. Terp (Sign) CL T

ZIONSOLUTIONS LLC

RWP: 2017 - 0 - 0012

Rad Posting: N/A

Air Sample taken: ☐yes ☒no

Dosimetry Placement: ☒Chest ☐Head ☐Thigh ☐Other N/A

Instrument Model	Serial #
M12/44-10	301959
M12/44-10	302015
N/A	N/A

All Smears and/or Large Area Swipes <1000 dpm/100cm² (unless noted below)

#	β-γ	α	#	β-γ	α
				N	
					A

Masslinns	
Letter	β-γ

DRPs detected: ☐Yes ☒No ☐N/A

Purpose of Survey:
- ☐ RWP
- ☒ Routine
- ☐ Investigational
- ☐ Release
- ☐ Other (specify)

Comments:
- ☐ Decon Recommended
- ☐ Shielding Recommended
- ☐ Release Recommended
- ☒ None
- ☐ Other (specify)

- - - - = Rad boundary
= Gamma dose rate
(#) = Smear location
△ = Air Sample
*### = Contact/ 30cm dose rates
AEC = Large area swipe
MAL = Minimum Action Level

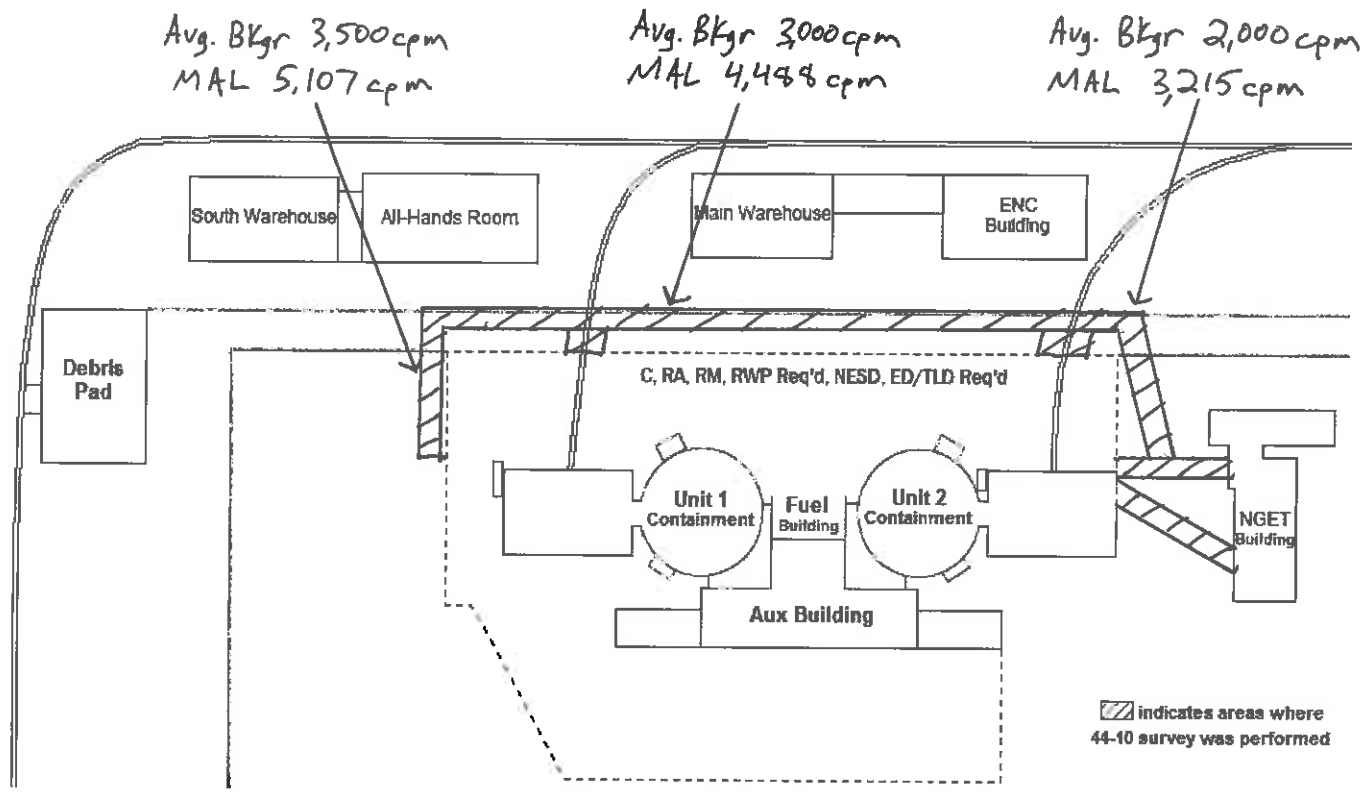

- Collimaters were used
- No counts above MAL

Peer Check (Signature): [signature]

RPS Approval (Signature): [signature]

Survey #: 2017-0592

Unit: N/A BLDG: O/S ELEV: 592'

Description: Non-RCA Pathway 44-10 Survey Date: 3/17/17 Time: 14:30

Surveyor Name(s): (Print) J. McGuire (Sign)

ZION SOLUTIONS

RWP: 2017 - 0 - 0003

Rad Posting: N/A

Air Sample taken: ☐yes ☒no

Dosimetry Placement: ☒ Chest ☐Head ☐Thigh ☐Other

Instrument Model	Serial #
M-12/44-10	302044
N/A	

All Smears and/or Large Area Swipes <1000 dpm/100cm² (unless noted below)

#	β-γ	α	#	β-γ	α	Masslinns Letter	β-γ
N/A							

DRPs detected : ☐Yes ☒No ☐N/A

Purpose of Survey:
- ☐ RWP
- ☒ Routine
- ☒ Investigational
- ☐ Release
- ☐ Other (specify)

Comments:
- ☐ Decon Recommended
- ☐ Shielding Recommended
- ☐ Release Recommended
- ☒ None
- ☐ Other (specify)

- - - - = Rad boundary
= Gamma dose rate
(#) = Smear location
△ = Air Sample
*#/# = Contact/ 30cm dose rates
ABC = Large area swipe
MAL = Minimum Action Level

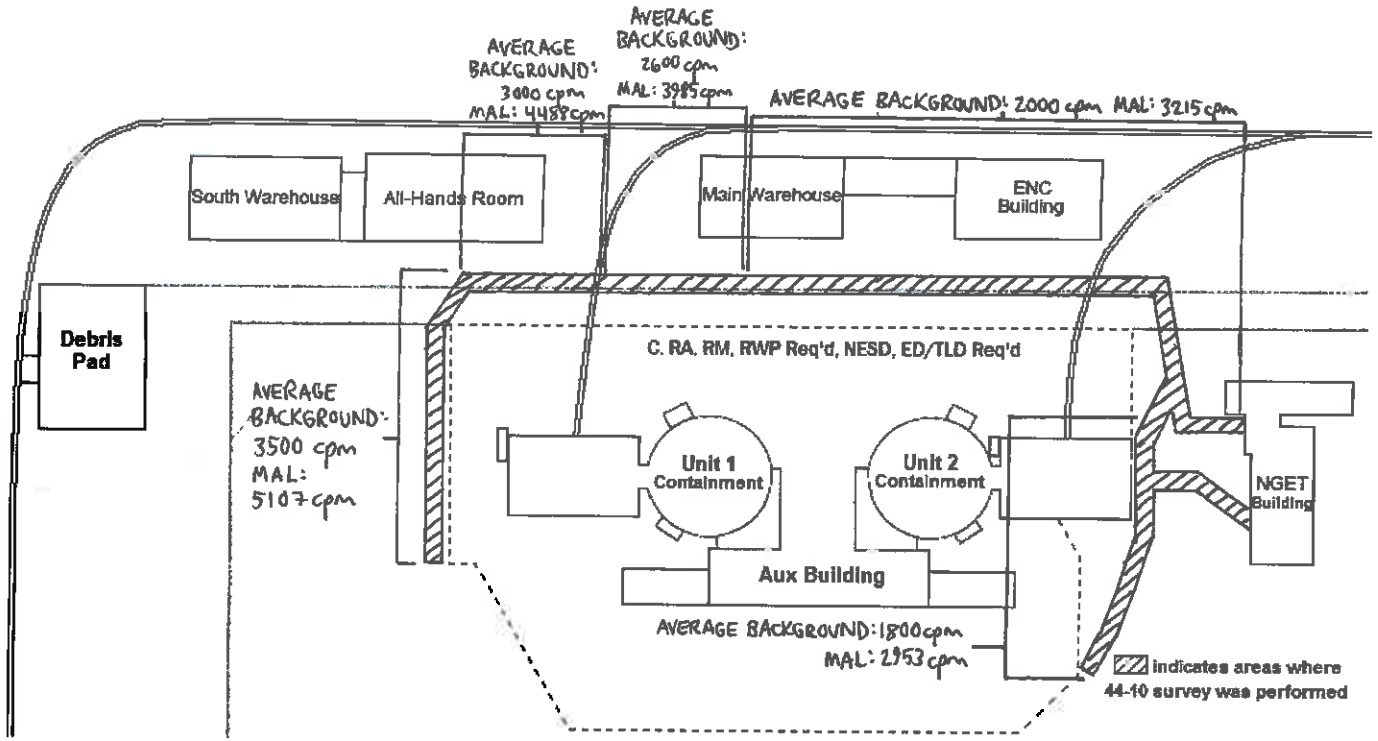

NO ACTIVITY FOUND ABOVE MAL.

Peer Check (Signature): RPS Approval (Signature):

Survey #: 2017-0608

Description: U1/U2/AUX Pathway Date: 3/18/17 Time: 1330

Unit: NA BLDG: O/S ELEV: 592

Surveyor Name(s): (Print) KEITH GILBERT (Sign) Keith Gilbert

ZIONSOLUTIONS LLC

RWP: 2017-0-0012

Rad Posting: N/A

Air Sample taken: ☐yes ☒no

Dosimetry Placement: ☒Chest ☐Head ☐Thigh ☐Other N/A

Instrument Model	Serial #
M 12/4410	301959
N/A	N/A

All Smears and/or Large Area Swipes <1000 dpm/100cm² (unless noted below)

#	β-γ	α	#	β-γ	α	Masslinns Letter	β-γ

N/A

DRPs detected: ☐Yes ☒No ☐N/A

Purpose of Survey:
- ☐ RWP
- ☒ Routine
- ☐ Investigational
- ☐ Release
- ☐ Other (specify)

Comments:
- ☐ Decon Recommended
- ☐ Shielding Recommended
- ☐ Release Recommended
- ☒ None
- ☐ Other (specify)

- - - - = Rad boundary
= Gamma dose rate
(#) = Smear location
△ = Air Sample
*##/## = Contact/ 30cm dose rates
ABC = Large area swipe
MAL = Minimum Action Level

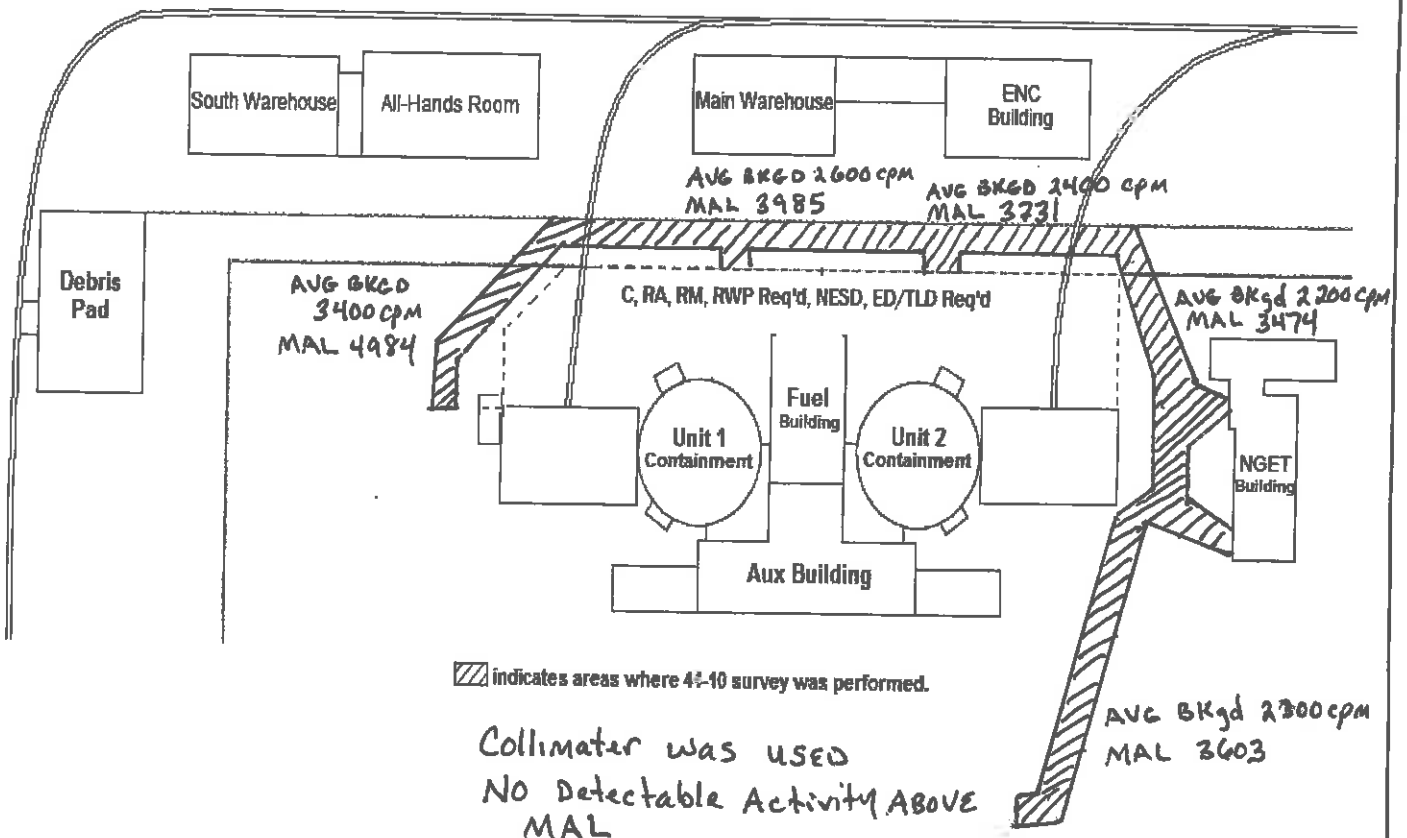

Collimater was USED
No Detectable Activity ABOVE MAL

Peer Check (Signature): [signature] RPS Approval (Signature): [signature]

Survey #: 2017-0617

Unit: 2 BLDG: O/S ELEV: 592'

Description: U2 Daily Pathway Date: 3/20/17 Time: 1515

Surveyor Name(s): (Print) C. Terp (Sign) [signature]

ZIONSOLUTIONS LLC

RWP: 2017 - 0 - 0012

Rad Posting: N/A

Air Sample taken: ☐yes ☒no

Dosimetry Placement: ☒ Chest ☐Head ☐Thigh ☐Other N/A

Instrument Model	Serial #
44-10	302015
44-10	301959
N/A	N/A

All Smears and/or Large Area Swipes <1000 dpm/100cm² (unless noted below)

#	β-γ	α	#	β-γ	α
				N	A

Masslinns

Letter	β-γ

DRPs detected : ☐Yes ☒No ☐N/A

Purpose of Survey:
- ☐ RWP
- ☒ Routine
- ☐ Investigational
- ☐ Release
- ☐ Other (specify)

Comments:
- ☐ Decon Recommended
- ☐ Shielding Recommended
- ☐ Release Recommended
- ☒ None
- ☐ Other (specify)

- - - - = Rad boundary
= Gamma dose rate
(#) = Smear location
△ = Air Sample
*### = Contact/ 30cm dose rates
▨ = Large area swipe
MAL = Minimum Action Level

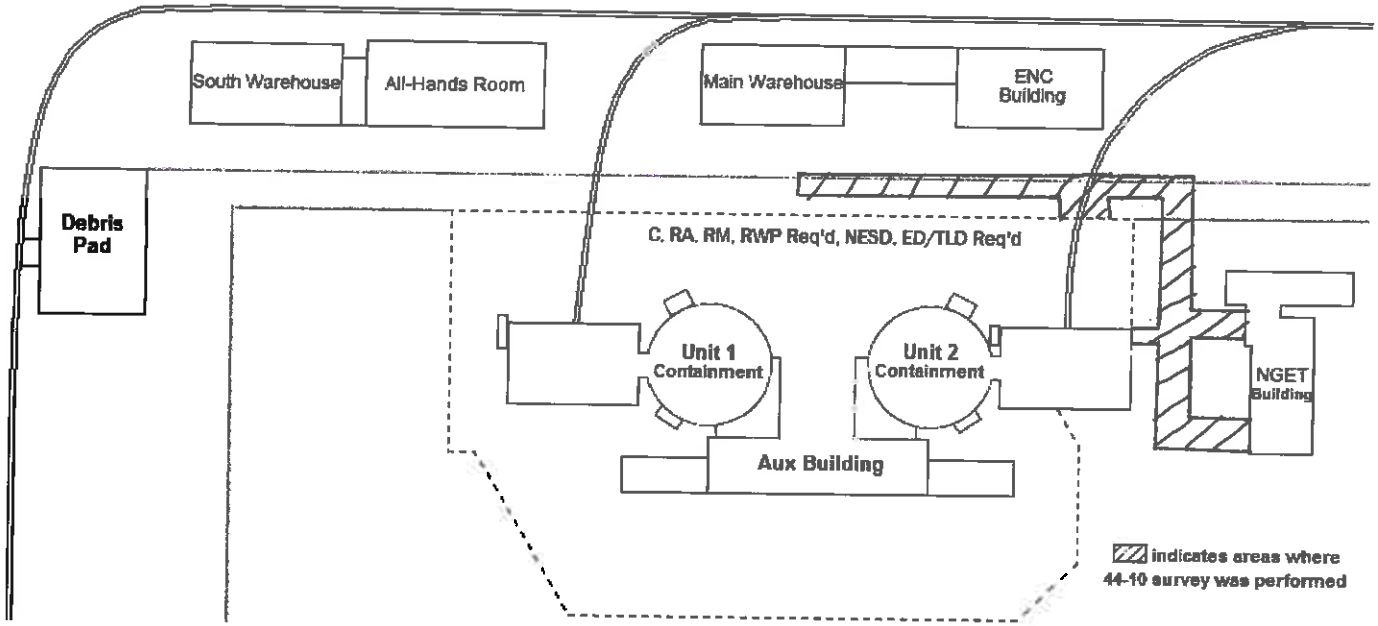

- collimator used
- Avg. Background 1800cpm
- MAL 2953cpm
- No counts above MAL

Peer Check (Signature): [signature] RPS Approval (Signature): [signature]

Survey #: 2017-0620

Description: WALKWAY NGET TO N.AUX

Date: 03/20/~~2017~~ PA 3-20-17

Time: 1600

Unit: N/A BLDG: N/A ELEV: 592'

Surveyor Name(s): (Print) PATRICK ARCHER (Sign) P A

ZIONSOLUTIONS LLC

RWP: 2017-0-0012

Rad Posting: N/A

Air Sample taken: ☐ yes ☒ no

Dosimetry Placement: ☒ Chest ☐ Head ☐ Thigh ☐ Other N/A

Instrument Model	Serial #
M-12 / 44-10	274196
N/A	

All Smears and/or Large Area Swipes <1000 dpm/100cm² (unless noted below)

#	β-γ	α	#	β-γ	α	Masslinns Letter	β-γ
N/A							

DRPs detected: ☐ Yes ☒ No ☐ N/A

Purpose of Survey:
- ☐ RWP
- ☒ Routine
- ☐ Investigational
- ☐ Release
- ☐ Other (specify)

Comments:
- ☐ Decon Recommended
- ☐ Shielding Recommended
- ☐ Release Recommended
- ☒ None
- ☐ Other (specify)

- - - - = Rad boundary
= Gamma dose rate
(#) = Smear location
△ = Air Sample
*## = Contact/ 30cm dose rates
LEC = Large area swipe
MAL = Minimum Action Level

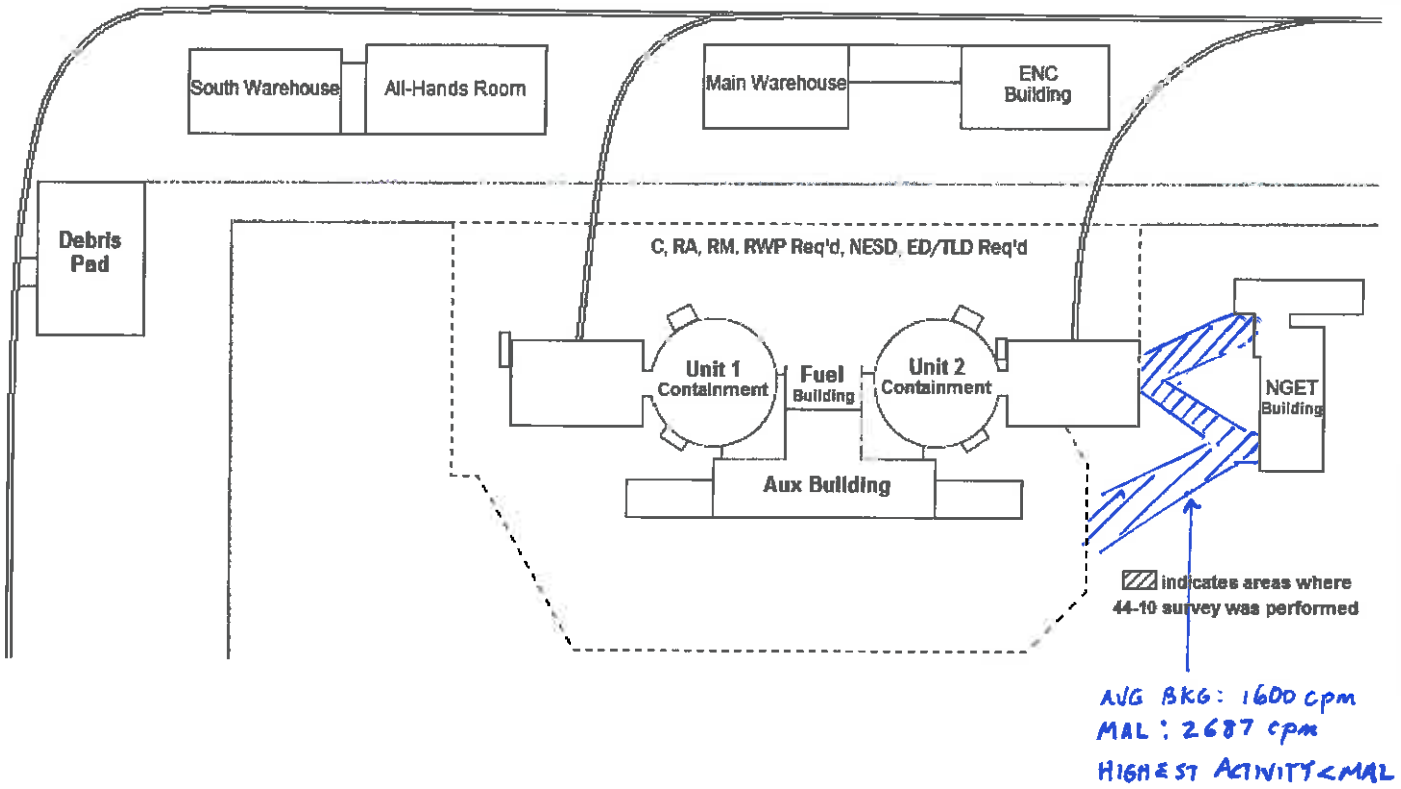

AVG BKG: 1600 cpm
MAL: 2687 cpm
HIGHEST ACTIVITY < MAL

Peer Check (Signature): _____ RPS Approval (Signature): _____

Survey #: 2017 - 0628

Description: U-1 walkway Path Date: 3/20/17 Time: 1500

Unit: N/A BLDG: N/A ELEV: N/A

Surveyor Name(s): (Print) Zachary Ginzel (Sign)

ZIONSOLUTIONS LLC

RWP: 2017 - 0 - 0012

Rad Posting: See below

Air Sample taken: ☐yes ☒no

Dosimetry Placement: ☒ Chest ☐Head ☐Thigh ☐Other

Instrument Model	Serial #
M-12 / 4410	301959
N	
	A

All Smears and/or Large Area Swipes <1000 dpm/100cm² (unless noted below)

#	β-γ	α	#	β-γ	α	Masslinns Letter	β-γ
				N			
					A		

DRPs detected : ☐Yes ☒No ☐N/A

Purpose of Survey:
- ☐ RWP
- ☒ Routine
- ☐ Investigational
- ☐ Release
- ☐ Other (specify)

Comments:
- ☐ Decon Recommended
- ☐ Shielding Recommended
- ☐ Release Recommended
- ☒ None
- ☐ Other (specify)

- - - - = Rad boundary
- ### = Contact/ 30cm dose rates
- # = Gamma dose rate
- (#) = Smear location
- ABC = Large area swipe
- △ = Air Sample
- MAL = Minimum Action Level

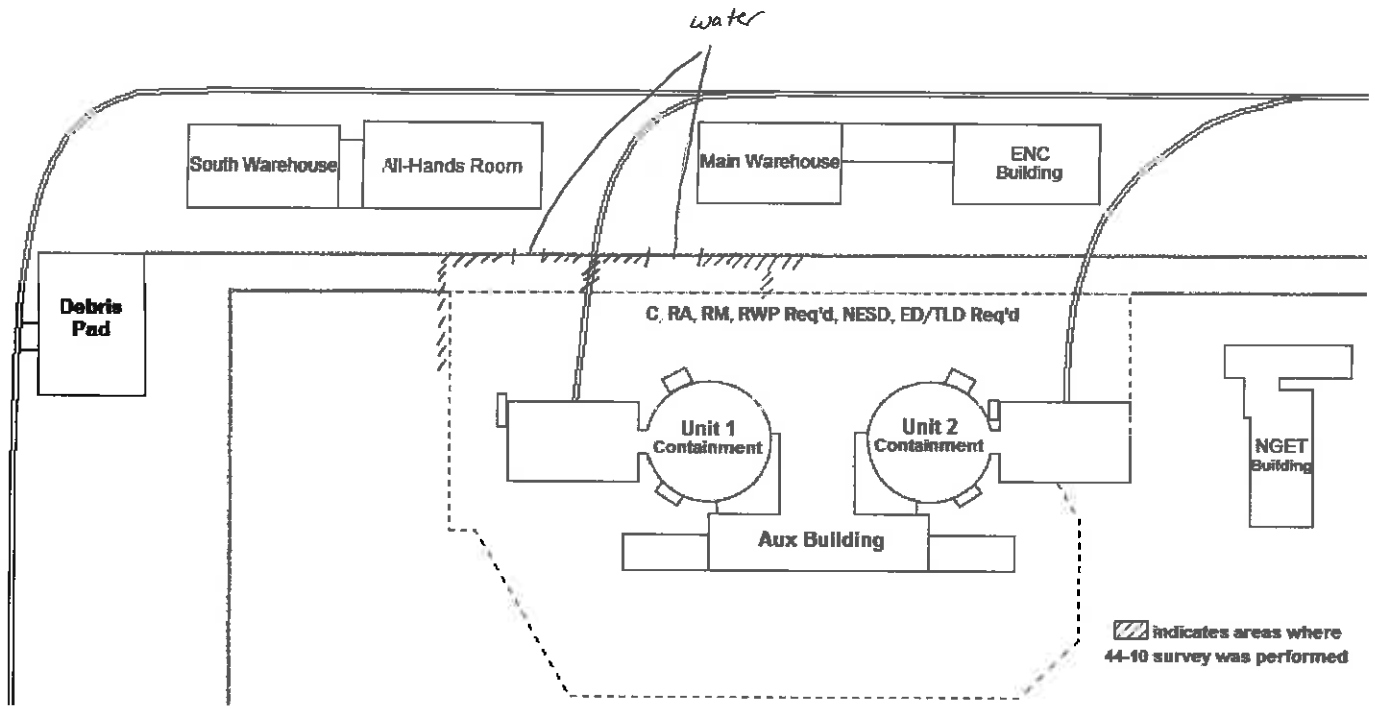

Average background – 4,000 cpm
MAL – 5718 cpm
Results – < MAL

Peer Check (Signature): P Allen

RPS Approval (Signature):

Survey #: 2017-0641

Unit: N/A BLDG: N/A ELEV: 592'

Description: WALKWAY NGET TO N. AUX Date: 03/21/17 Time: 1610

Surveyor Name(s): (Print) PATRICK ARCHER (Sign) P A

ZIONSOLUTIONS

RWP: 2017 - 0 - 0012

Rad Posting: N/A (SEE MAP)

Air Sample taken: ☐ yes ☒ no

Dosimetry Placement: ☒ Chest ☐ Head ☐ Thigh ☐ Other N/A

Instrument Model	Serial #
M-12 / 44-10	274196
N/A	

All Smears and/or Large Area Swipes <1000 dpm/100cm² (unless noted below)

#	β-γ	α	#	β-γ	α	Masslinns Letter	β-γ
N/A							

DRPs detected: ☐ Yes ☒ No ☐ N/A

Purpose of Survey:
- ☐ RWP
- ☒ Routine
- ☐ Investigational
- ☐ Release
- ☐ Other (specify)

Comments:
- ☐ Decon Recommended
- ☐ Shielding Recommended
- ☐ Release Recommended
- ☒ None
- ☐ Other (specify)

- - - - = Rad boundary
= Gamma dose rate
(#) = Smear location
△ = Air Sample
*## = Contact/ 30cm dose rates
Asc = Large area swipe
MAL = Minimum Action Level

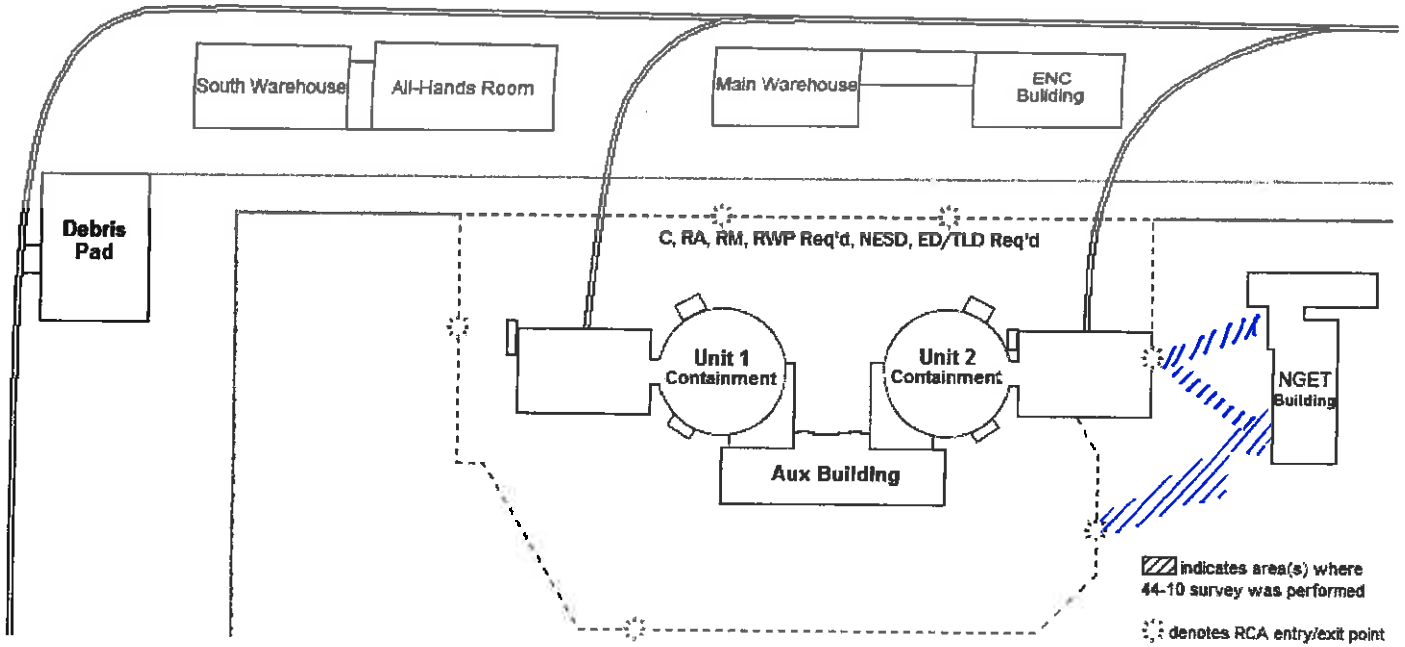

AVG BKG.: 2000 cpm
MAL: 3215 cpm
HIGHEST ACTIVITY < 3215 cpm (MAL)

Peer Check (Signature): [signature]

RPS Approval (Signature): [signature]

Survey #: 2017-0643

Description: U2 Pathway Daily Date: 3/21/17 Time: 1400

Unit: N/A BLDG: N/A ELEV: 590'

Surveyor Name(s): (Print) B. Goessl (Sign)

ZIONSOLUTIONS

RWP: 2017-0-0012

Rad Posting: N/A

Dosimetry Placement: ☒ Chest ☐ Head ☐ Thigh ☐ Other N/A

Air Sample taken: ☐ yes ☒ no

Instrument Model	Serial #
44-10	301959
44-10	302015
A	A
N	N

All Smears and/or Large Area Swipes <1000 dpm/100cm² (unless noted below)

#	β-γ	α	#	β-γ	α	Masslinns Letter	β-γ
					A		
			N				

DRPs detected: ☐ Yes ☒ No ☐ N/A

Purpose of Survey:
- ☐ RWP
- ☒ Routine
- ☐ Investigational
- ☐ Release
- ☐ Other (specify)

Comments:
- ☐ Decon Recommended
- ☐ Shielding Recommended
- ☐ Release Recommended
- ☒ None
- ☐ Other (specify)

= Rad boundary
= Gamma dose rate
= Smear location
= Air Sample
*#/# = Contact/ 30cm dose rates
= Large area swipe
MAL = Minimum Action Level

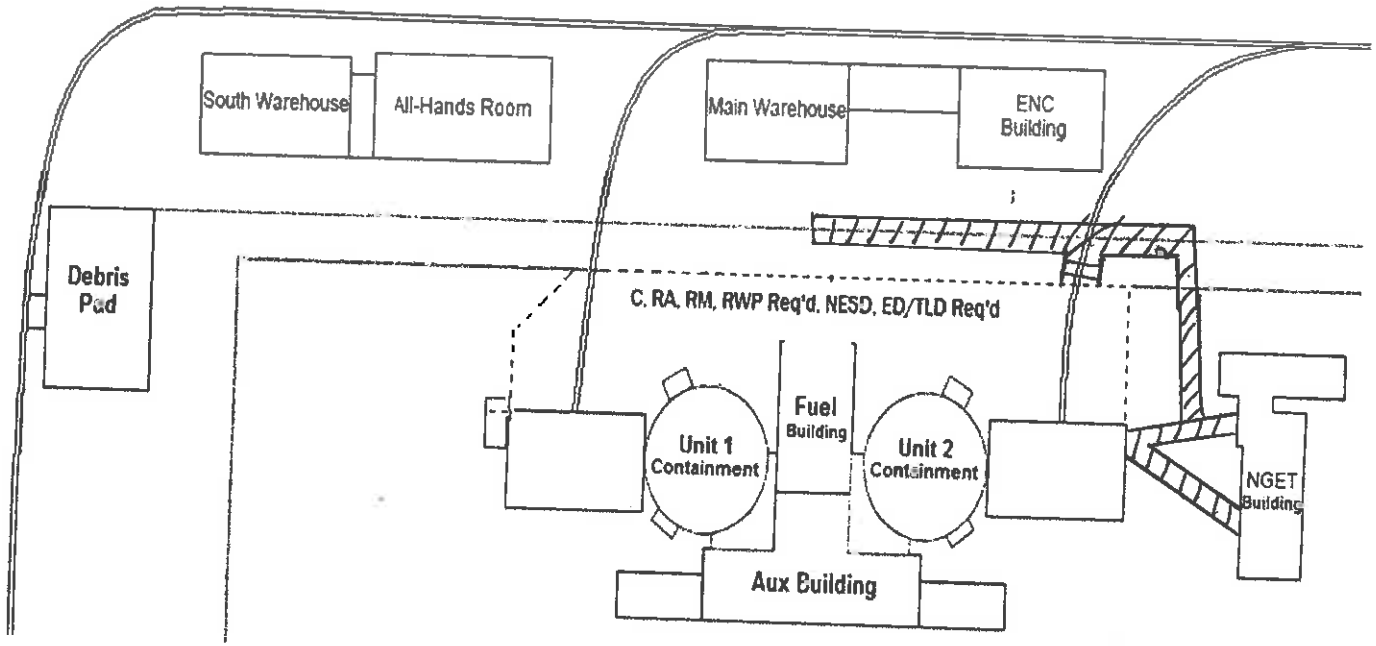

indicates areas where 44-10 survey was performed.

- Collimater was used.
- Avg. Background: 2000 CPM
- Minimum Action Limit: 3215 CPM
- No counts above MAL

Peer Check (Signature): RPS Approval (Signature):

Survey #: 2017-0649

Description: U1 PATHWAY

Date: 3/22/17 Time: 0630

Unit: N/A BLDG: O/S ELEV: 592

Surveyor Name(s): (Print) KEITH GILBERT (Sign) Keith Gilbert

ZIONSOLUTIONS

RWP: 2017 - 0 - 0012

Rad Posting: See Below

Dosimetry Placement: ☒ Chest ☐ Head ☐ Thigh ☐ Other N/A

Air Sample taken: ☐ yes ☒ no

Instrument Model	Serial #
M-12 / 4410	289980
N/A	N/A

All Smears and/or Large Area Swipes <1000 dpm/100cm² (unless noted below)

#	β-γ	α	#	β-γ	α	Masslinns Letter	β-γ

N/A

DRPs detected: ☐ Yes ☒ No ☐ N/A

Purpose of Survey:
- ☐ RWP
- ☒ Routine
- ☐ Investigational
- ☐ Release
- ☐ Other (specify)

Comments:
- ☐ Decon Recommended
- ☐ Shielding Recommended
- ☐ Release Recommended
- ☒ None
- ☐ Other (specify)

▪▪▪▪ = Rad boundary
= Gamma dose rate
(#) = Smear location
△ = Air Sample
*#/# = Contact/ 30cm dose rates
ABC = Large area swipe
MAL = Minimum Action Level

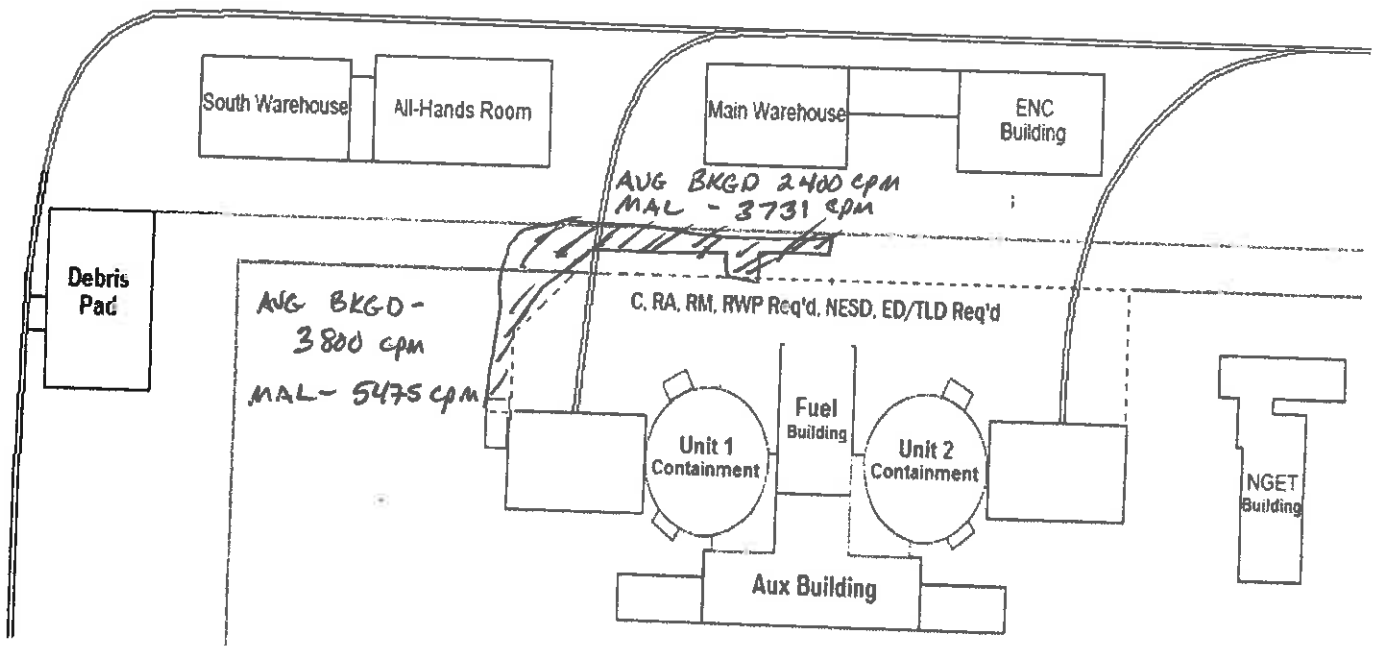

▨ indicates areas where 44-10 survey was performed.

NO ACTIVITY FOUND ABOVE MAL

Peer Check (Signature): [signature]

RPS Approval (Signature): [signature]

Survey #: 2017- 0656

Description: WALKWAY NGET TO N. ANX Date: 03/22/17 Time: 1400

Unit: N/A BLDG: N/A ELEV: 592'

Surveyor Name(s): (Print) PATRICK ARCHER (Sign) P. A

ZIONSOLUTIONS

RWP: 2017 - 0 - 0012

Rad Posting: SEE MAP

Air Sample taken: ☐ yes ☒ no

Dosimetry Placement: ☒ Chest ☐ Head ☐ Thigh ☐ Other N/A

Instrument Model	Serial #
M-12	302015
N/A	

All Smears and/or Large Area Swipes <1000 dpm/100cm² (unless noted below)

#	β-γ	α	#	β-γ	α	Masslinns Letter	β-γ
N/A							

DRPs detected: ☐ Yes ☒ No ☐ N/A

Purpose of Survey:
- ☐ RWP
- ☒ Routine
- ☐ Investigational
- ☐ Release
- ☐ Other (specify)

Comments:
- ☐ Decon Recommended
- ☐ Shielding Recommended
- ☐ Release Recommended
- ☒ None
- ☐ Other (specify)

- - - - = Rad boundary
= Gamma dose rate
(#) = Smear location
△ = Air Sample
*## = Contact/ 30cm dose rates
Lsc = Large area swipe
MAL = Minimum Action Level

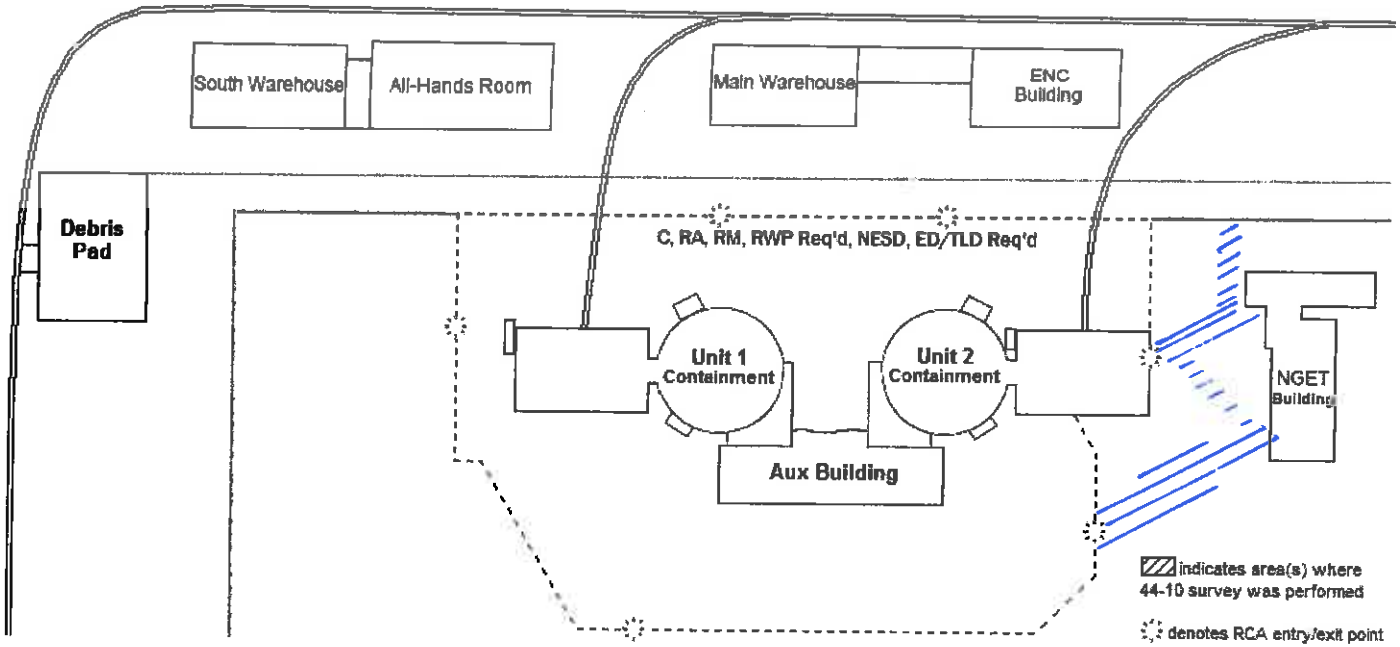

AVG. BKGD: 1900 cpm

MAL: 3084 cpm

HIGHEST ACTIVITY < MAL

Peer Check (Signature): CA J

RPS Approval (Signature): [signature]

Survey #: 2017 - 0657

Description: U2 Pathway Daily Date: 3 / 28/17 Time: 1500

Unit: N/A BLDG: N/A ELEV: 592'

Surveyor Name(s): (Print) B. Gross (Sign)

ZIONSOLUTIONS

RWP: 2017 - 0 - 0012

Rad Posting: N/A

Dosimetry Placement: ☒ Chest ☐ Head ☐ Thigh ☐ Other N/A

Air Sample taken: ☐ yes ☒ no

Instrument Model	Serial #
44-10	301959
A	A
N	N

All Smears and/or Large Area Swipes <1000 dpm/100cm² (unless noted below)

#	β-γ	α	#	β-γ	α	Masslinns Letter	β-γ
					A		
		N					

DRPs detected : ☐ Yes ☒ No ☐ N/A

Purpose of Survey:
- ☐ RWP
- ☒ Routine
- ☐ Investigational
- ☐ Release
- ☐ Other (specify)

Comments:
- ☐ Decon Recommended
- ☐ Shielding Recommended
- ☐ Release Recommended
- ☒ None
- ☐ Other (specify)

= Rad boundary
= Gamma dose rate
= Smear location
= Air Sample
*#/# = Contact/ 30cm dose rates
= Large area swipe
MAL = Minimum Action Level

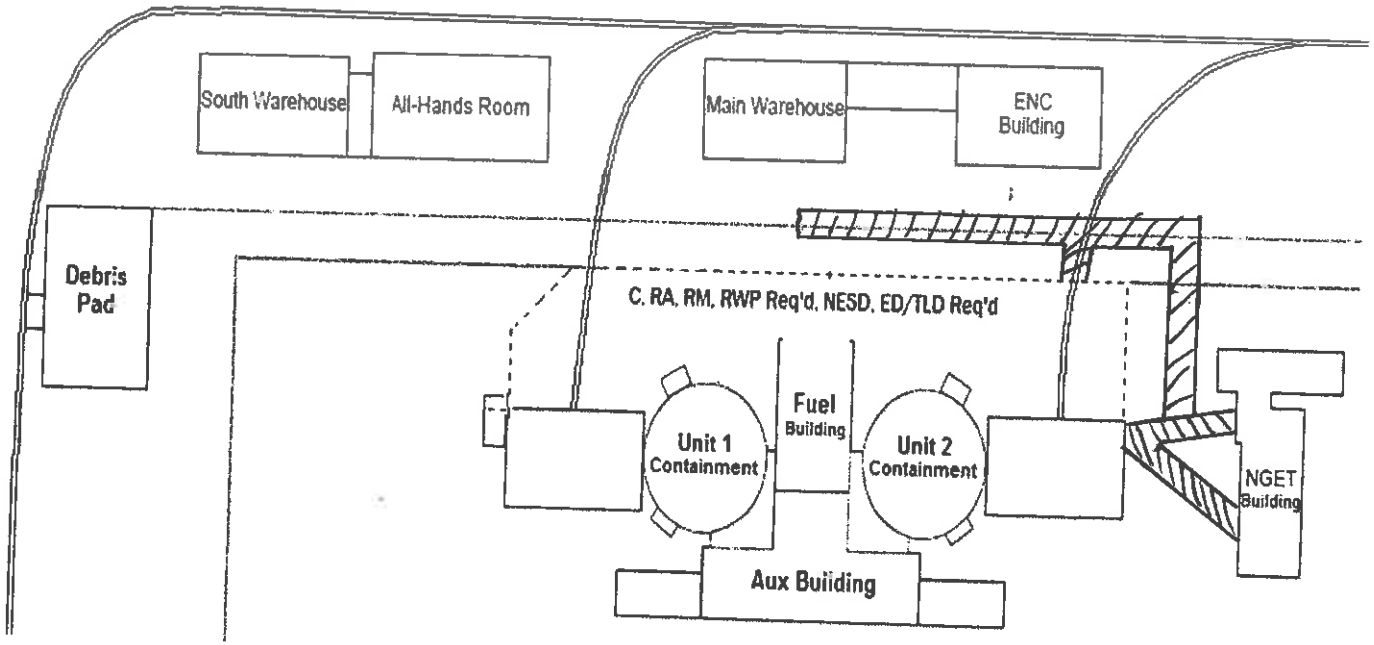

indicates areas where 44-10 survey was performed.

- Collimater was used.
- Average Background : 2000 CPM
- Minimum Action Limit : 3215 CPM
- No counts above MAL

Peer Check (Signature): RPS Approval (Signature):

Survey #: 2017-0675

Description: U1/U2/Aux Daily Pathway Date: 3/23/17 Time: 1300

Unit: N/A BLDG: O/S ELEV: 592'

Surveyor Name(s): (Print) Cody Terp (Sign) CT

ZIONSOLUTIONS LLC

RWP: 2017 - 0 - 0012

Rad Posting: N/A

Air Sample taken: ☐yes ☒no

Dosimetry Placement: ☒Chest ☐Head ☐Thigh ☐Other N/A

Instrument Model	Serial #
M12/44-10	301959
M12/44-10	274196
N/A	N/A

All Smears and/or Large Area Swipes <1000 dpm/100cm² (unless noted below)

#	β-γ	α	#	β-γ	α	Masslinns Letter	β-γ
				N		A	

DRPs detected: ☐Yes ☒No ☐N/A

Purpose of Survey:
- ☐ RWP
- ☒ Routine
- ☐ Investigational
- ☐ Release
- ☐ Other (specify)

Comments:
- ☐ Decon Recommended
- ☐ Shielding Recommended
- ☐ Release Recommended
- ☒ None
- ☐ Other (specify)

- - - - = Rad boundary
= Gamma dose rate
(#) = Smear location
△ = Air Sample
*#/# = Contact/ 30cm dose rates
ABC = Large area swipe
MAL = Minimum Action Level

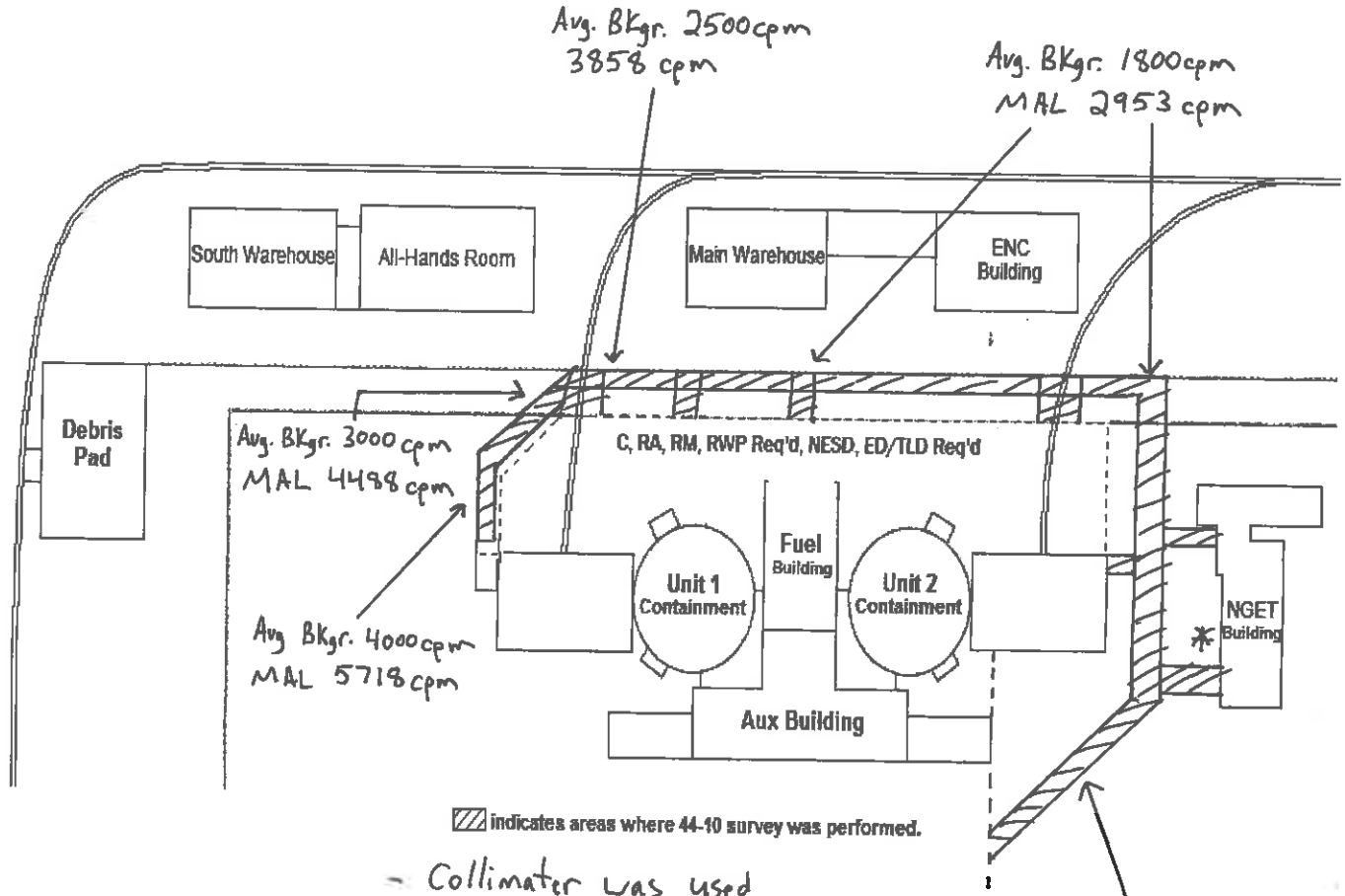

- Collimator was used
- no counts above MAL
- * CT 3-23-17 ~~Avg.~~ bKgr. increases to 4000cpm near laundry conex in front of NGET building

Peer Check (Signature): [signature] RPS Approval (Signature): [signature]

Survey #: 2017-0694

Unit: N/A BLDG: N/A ELEV: N/A

RWP: 2017 -0-0012

Description: U-1 Walkway Path Date: 3 R7 117 Time: 1530

Surveyor Name(s): (Print) Z. Ginzel (Sign) [signature]

ZIONSOLUTIONS

Rad Posting: See below

Air Sample taken: ☐yes ☒no

Dosimetry Placement: ☒ Chest ☐Head ☐Thigh ☐Other N/A

Instrument Model	Serial #
M12-4410	302015
N	A

All Smears and/or Large Area Swipes

<1000 dpm/100cm² (unless noted below)

#	β-γ	α	#	β-γ	α	Masslinns Letter	β-γ
				N			
					A		

DRPs detected : ☐Yes ☒No ☐N/A

Purpose of Survey:
- ☐ RWP
- ☒ Routine
- ☐ Investigational
- ☐ Release
- ☐ Other (specify)

Comments:
- ☐ Decon Recommended
- ☐ Shielding Recommended
- ☐ Release Recommended
- ☒ None
- ☐ Other (specify)

▪▪▪▪ = Rad boundary
*#/# = Contact/ 30cm dose rates
= Gamma dose rate
(#) = Smear location
ARC = Large area swipe
△ = Air Sample
MAL = Minimum Action Level

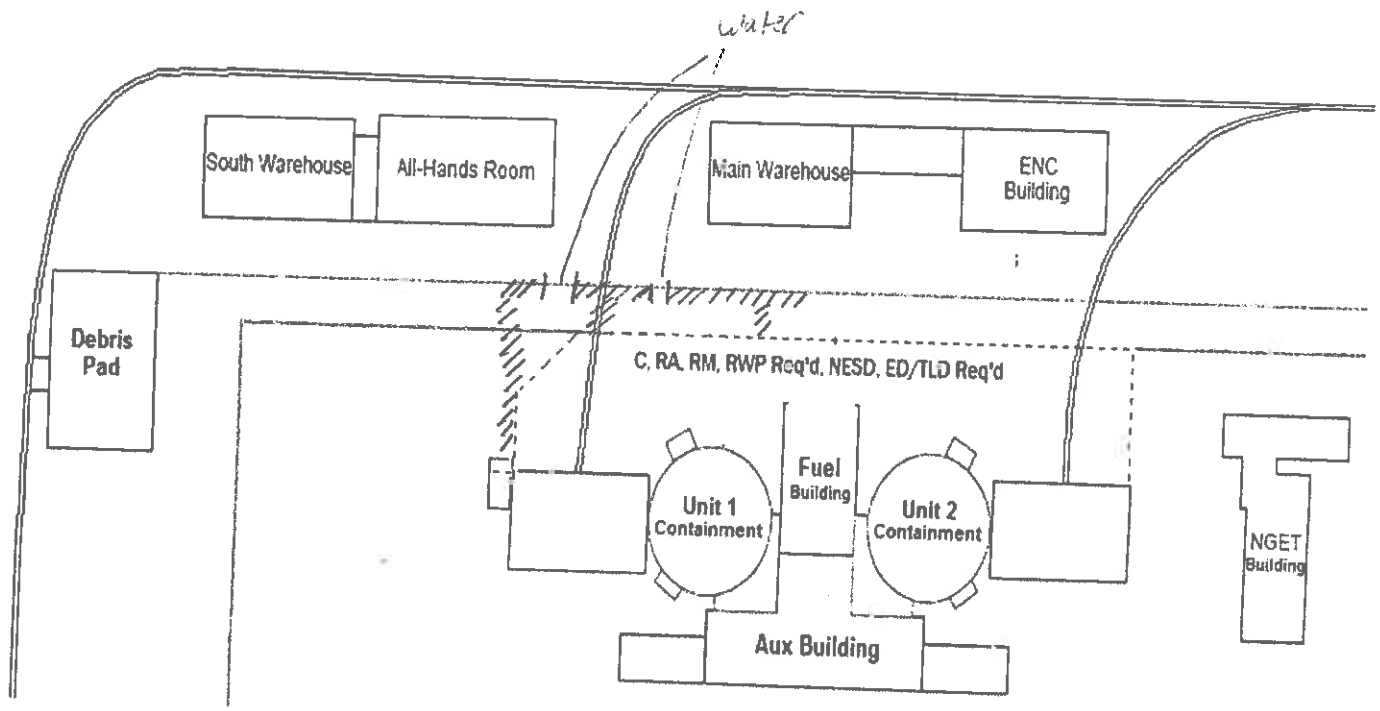

▨ indicates areas where 44-10 survey was performed.

Average Background - 3500 cpm
MAL - 5107 cpm
Results - < MAL

Peer Check (Signature): [signature]

RPS Approval (Signature): [signature]

Survey #: 2017-0695

Description: U2 Pathway Daily

Date: 3/27/17 Time: 1555

Unit: N/A BLDG: N/A ELEV: 592'

Surveyor Name(s): (Print) B. Geesel (Sign)

ZIONSOLUTIONS

RWP: 2017-0-0012

Rad Posting: N/A

Dosimetry Placement: ☒ Chest ☐ Head ☐ Thigh ☐ Other N/A

Air Sample taken: ☐ yes ☒ no

Instrument Model	Serial #
44-10	301959

All Smears and/or Large Area Swipes <1000 dpm/100cm² (unless noted below)

#	β-γ	α	#	β-γ	α	Masslinns Letter	β-γ

DRPs detected: ☐ Yes ☒ No ☐ N/A

Purpose of Survey:
- ☐ RWP
- ☒ Routine
- ☐ Investigational
- ☐ Release
- ☐ Other (specify)

Comments:
- ☐ Decon Recommended
- ☐ Shielding Recommended
- ☐ Release Recommended
- ☒ None
- ☐ Other (specify)

= Rad boundary
= Gamma dose rate
= Smear location
= Air Sample
= Contact/ 30cm dose rates
= Large area swipe
MAL = Minimum Action Level

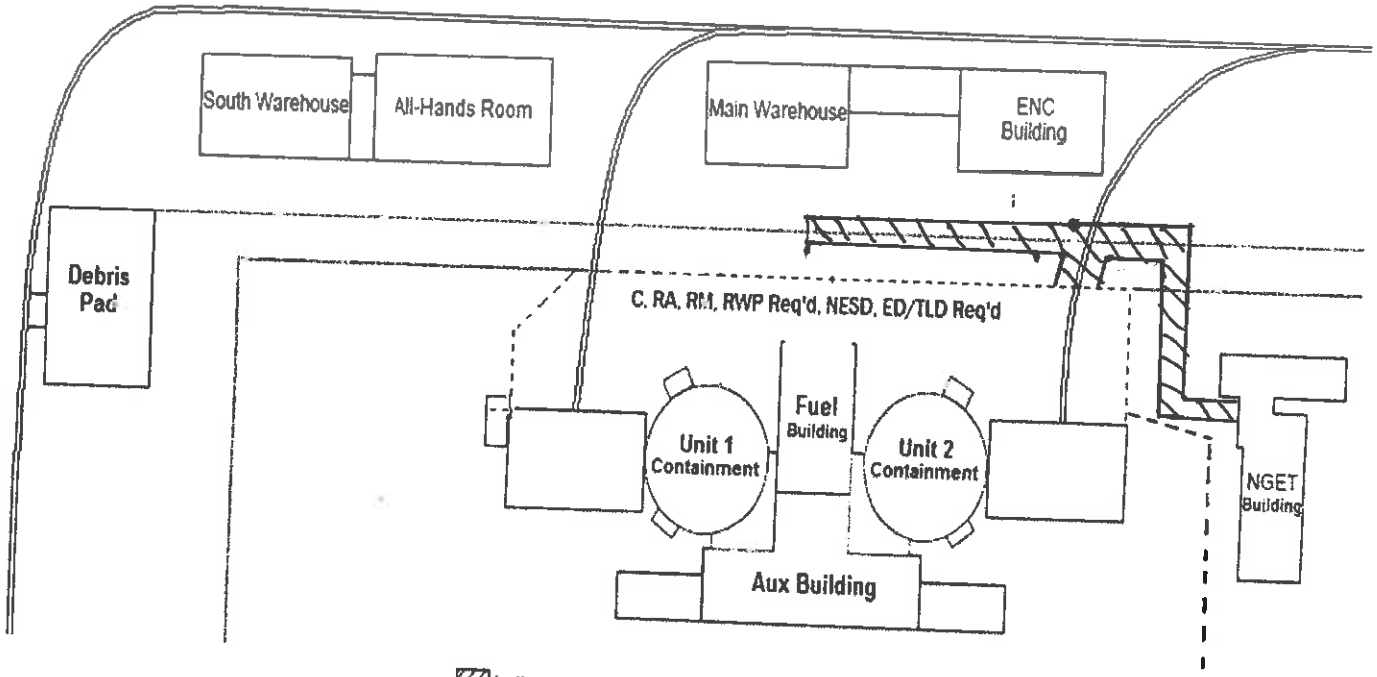

indicates areas where 44-10 survey was performed.

- Collimater was used
- Average Background: 2000 CPM
- Minimum Action Limit: 3215 CPM
- No counts above MAL

Peer Check (Signature):

RPS Approval (Signature):

Survey #: 2017-0713 Description: U1 PATHWAY Date: 3/28/17 Time: 1430

Unit: NA BLDG: NA ELEV: 592 Surveyor Name(s): (Print) KEITH GILBERT (Sign) Keith Gilbert

ZIONSOLUTIONS LLC

RWP: 2017 - 0 - 0012 Rad Posting: NA Air Sample taken: ☐yes ☒no

Dosimetry Placement: ☒Chest ☐Head ☐Thigh ☐Other N/A

Instrument Model	Serial #
M-12 / 4410	301959
N/A	N/A

All Smears and/or Large Area Swipes <1000 dpm/100cm² (unless noted below)

#	β-γ	α	#	β-γ	α	Masslinns Letter	β-γ

N/A

DRPs detected : ☐Yes ☒No ☐N/A

Purpose of Survey:
- ☐ RWP
- ☒ Routine
- ☐ Investigational
- ☐ Release
- ☐ Other (specify)

Comments:
- ☐ Decon Recommended
- ☐ Shielding Recommended
- ☐ Release Recommended
- ☒ None
- ☐ Other (specify)

- - - - = Rad boundary
= Gamma dose rate
(#) = Smear location
△ = Air Sample
*### = Contact/ 30cm dose rates
= Large area swipe
MAL = Minimum Action Level

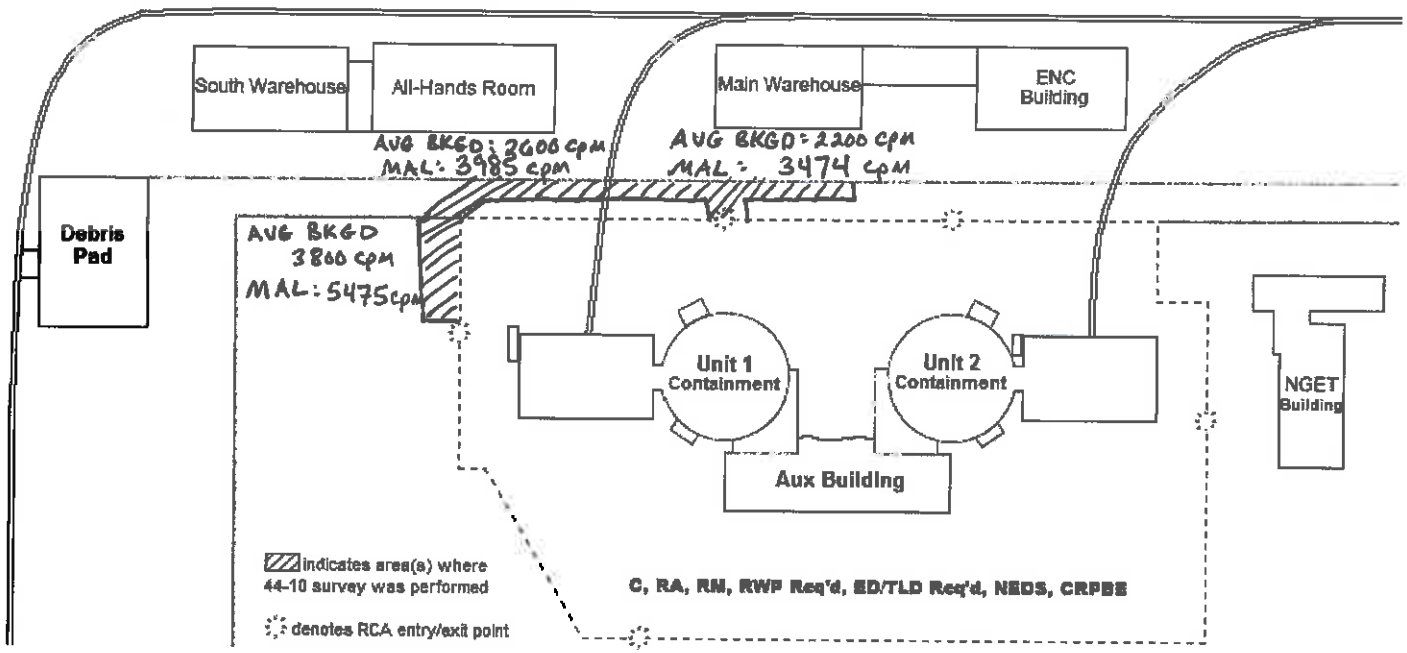

No Activity found ABOVE MAL

Peer Check (Signature): RPS Approval (Signature):

Survey #: 2017-0715

Unit: N/A BLDG: N/A ELEV: 592'

Description: U2 Pathway Daily Date: 3/28/17 Time: 1500

Surveyor Name(s): (Print) B. Goegel (Sign)

ZIONSOLUTIONS

RWP: 2017-0-0012

Rad Posting: N/A

Dosimetry Placement: ☒ Chest ☐ Head ☐ Thigh ☐ Other N/A

Air Sample taken: ☐ yes ☒ no

Instrument Model	Serial #
44-10	301959
A	A
N	N

All Smears and/or Large Area Swipes

<1000 dpm/100cm² (unless noted below)

#	β-γ	α	#	β-γ	α	Masslinns Letter	β-γ
					A		
			N				

DRPs detected: ☐ Yes ☒ No ☐ N/A

Purpose of Survey:
- ☐ RWP
- ☒ Routine
- ☐ Investigational
- ☐ Release
- ☐ Other (specify)

Comments:
- ☐ Decon Recommended
- ☐ Shielding Recommended
- ☐ Release Recommended
- ☒ None
- ☐ Other (specify)

▪▪▪▪ = Rad boundary
= Gamma dose rate
(#) = Smear location
△ = Air Sample
*## = Contact/ 30cm dose rates
ABC = Large area swipe
MAL = Minimum Action Level

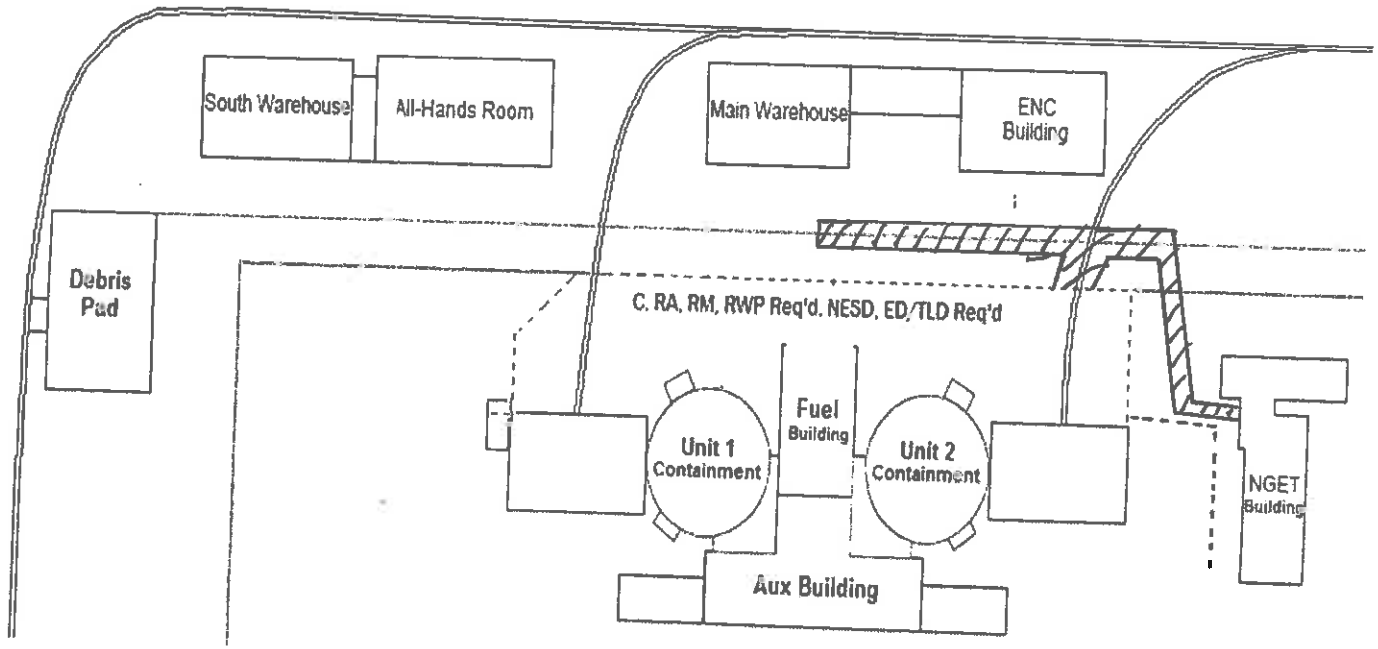

▨ indicates areas where 44-10 survey was performed.

- Collimater was used
- Average Background: 1800 CPM
- Minimum Action Limit: 2953 CPM
- No counts above action Limit

Peer Check (Signature): _____ RPS Approval (Signature): _____

Survey #: 2017- 0728

Description: U2 Pathway Daily

Date: 3 / 29/17 Time: 1500

Unit: N/A BLDG: N/A ELEV: 592'

Surveyor Name(s): (Print) B. Goessl (Sign)

ZIONSOLUTIONS

RWP: 2017 - 0 - 0012

Rad Posting: N/A

Dosimetry Placement: ☒ Chest ☐ Head ☐ Thigh ☐ Other N/A

Air Sample taken: ☐ yes ☒ no

Instrument Model	Serial #
44-10	301959
A	A
N	N

All Smears and/or Large Area Swipes <1000 dpm/100cm² (unless noted below)

#	β-γ	α	#	β-γ	α	Masslinns Letter	β-γ
						A	
		N					

DRPs detected : ☐ Yes ☒ No ☐ N/A

Purpose of Survey:
- ☐ RWP
- ☒ Routine
- ☐ Investigational
- ☐ Release
- ☐ Other (specify)

Comments:
- ☐ Decon Recommended
- ☐ Shielding Recommended
- ☐ Release Recommended
- ☒ None
- ☐ Other (specify)

= Rad boundary
= Gamma dose rate
= Smear location
= Air Sample
*#/# = Contact/ 30cm dose rates
= Large area swipe
MAL = Minimum Action Level

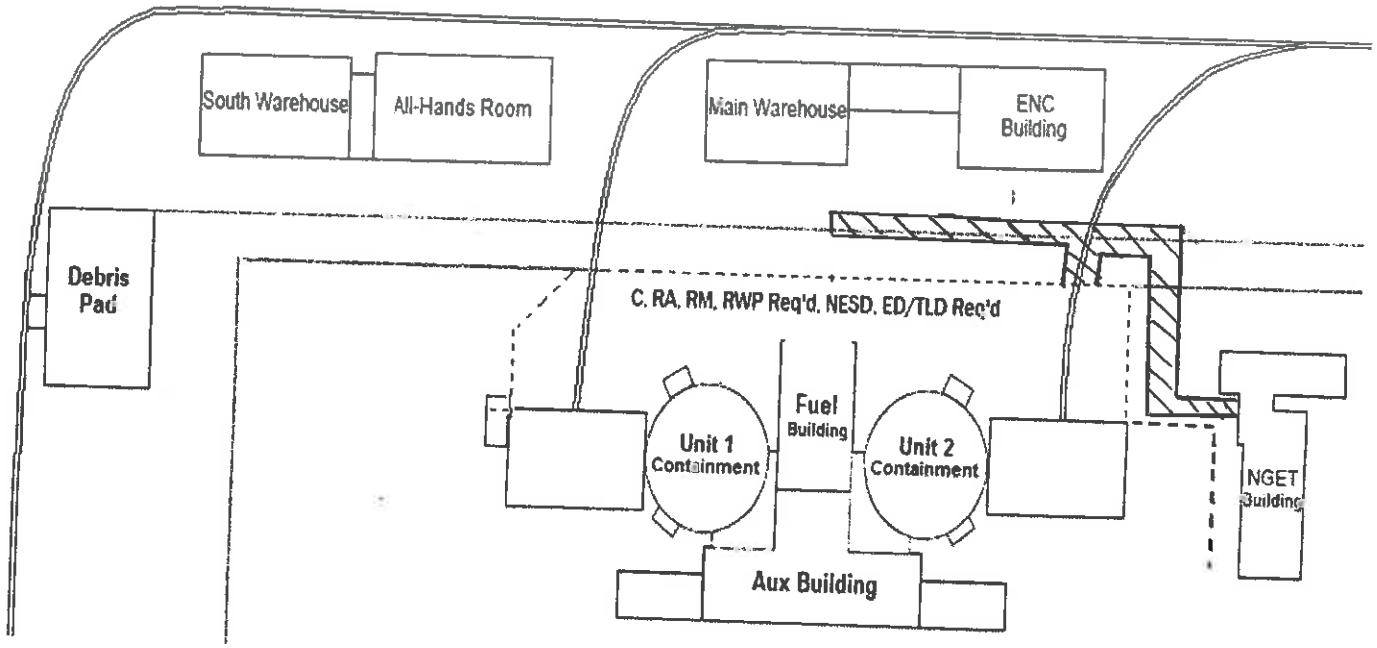

indicates areas where 44-10 survey was performed.

- Collimater was used
- Average Background: 1900 CPM
- Minimum Action Limit: 3084 CPM
- No counts above action Limit.

Peer Check (Signature): RPS Approval (Signature):

Survey #: 2017- 0737

Description: U-1 Walkway Path Date: 3/29/17 Time: 1500

Unit: N/A BLDG: N/A ELEV: N/A

Surveyor Name(s): (Print) Z. Grizzel (Sign)

ZIONSOLUTIONS LLC

RWP: 2017 - 0 - 0012

Rad Posting: See below

Air Sample taken: ☐yes ☒no

Dosimetry Placement: ☒ Chest ☐Head ☐Thigh ☐Other

Instrument Model	Serial #
M-12/4410	302015
N	
A	

All Smears and/or Large Area Swipes <1000 dpm/100cm² (unless noted below)

#	β-γ	α	#	β-γ	α	Masslinns Letter	β-γ
				N			
					A		

DRPs detected : ☐Yes ☒No ☐N/A

Purpose of Survey:
- ☐ RWP
- ☒ Routine
- ☐ Investigational
- ☐ Release
- ☐ Other (specify)

Comments:
- ☐ Decon Recommended
- ☐ Shielding Recommended
- ☐ Release Recommended
- ☒ None
- ☐ Other (specify)

- - - - = Rad boundary
= Gamma dose rate
(#) = Smear location
△ = Air Sample
*### = Contact/ 30cm dose rates
LAS = Large area swipe
MAL = Minimum Action Level

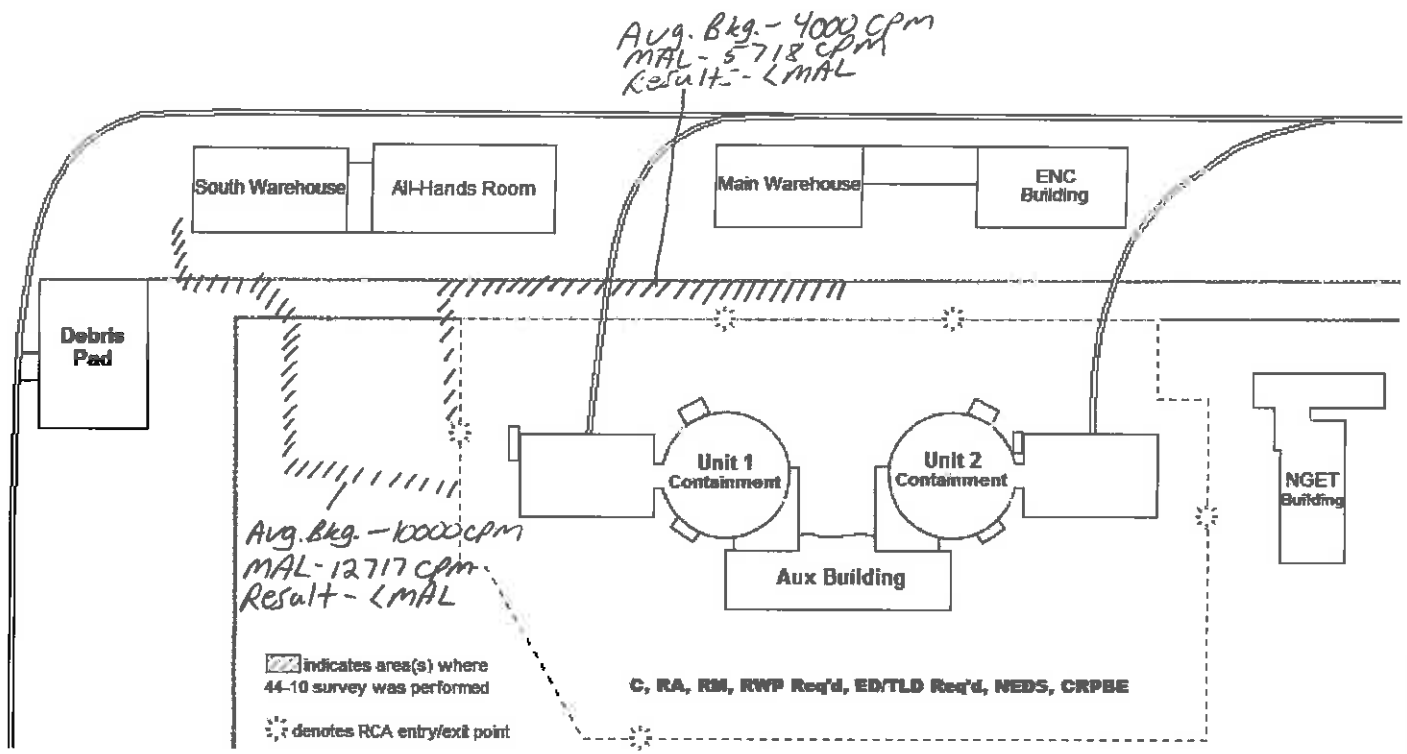

Avg. Bkg. - Average Background

Peer Check (Signature): RPS Approval (Signature):

Survey #: 2017 - 0745

Unit: N/A BLDG: O/S ELEV: 598'

Description: U1 & U2 Pathway Daily Date: 3/30/17 Time: 1500

Surveyor Name(s): (Print) B. Goess/ (Sign)

ZIONSOLUTIONS LLC

RWP: 2017 - 0 - 0012

Rad Posting: N/A

Air Sample taken: ☐yes ☒no

Dosimetry Placement: ☒ Chest ☐Head ☐Thigh ☐Other N/A

All dose rates in mrem/hr unless otherwise noted

Instrument Model	Serial #
A	A
N	N

Due to inclement weather the Unit 1 and Unit 2 walkway was not surveyed with a 44-10.

All Smears and/or Large Area Swipes <1000 dpm/100cm² (unless noted below)

#	β-γ	α	#	β-γ	α	Masslinns Letter	β-γ
						A	
		N					

A

N

DRPs detected : ☐Yes ☐No ☒N/A

Purpose of Survey:
- ☐ RWP
- ☒ Routine
- ☐ Investigational
- ☐ Release
- ☐ Other (specify)

Comments:
- ☐ Decon Recommended
- ☐ Shielding Recommended
- ☐ Release Recommended
- ☒ None
- ☐ Other (specify)

- - - - = Rad boundary
= Gamma dose rate
(#) = Smear location
*## = Contact/ 30cm dose rates
ABC = Large area swipe

Peer Check (Signature):

RPS Approval (Signature):

Survey #: 2017-0756

Description: WALKWAY U-2

Date: 03/31/17 Time: 1530

Unit: N/A BLDG: N/A ELEV: 592'

Surveyor Name(s): (Print) PATRICK ARCHER (Sign) P Archer

ZIONSOLUTIONS LLC

RWP: 2017 - 0 - 0012

Rad Posting: SEE MAP

Air Sample taken: ☐yes ☒no

Dosimetry Placement: ☒ Chest ☐Head ☐Thigh ☐Other N/A

Instrument Model	Serial #
M-12/44-10	301959
N/A	

All Smears and/or Large Area Swipes <1000 dpm/100cm² (unless noted below)

#	β-γ	α	#	β-γ	α	Masslinns Letter	β-γ
N/A							

DRPs detected : ☐Yes ☒No ☐N/A

Purpose of Survey:
- ☐ RWP
- ☒ Routine
- ☐ Investigational
- ☐ Release
- ☐ Other (specify)

Comments:
- ☐ Decon Recommended
- ☐ Shielding Recommended
- ☐ Release Recommended
- ☒ None
- ☐ Other (specify)

- - - - = Rad boundary
= Gamma dose rate
(#) = Smear location
△ = Air Sample
*#/# = Contact/ 30cm dose rates
Area = Large area swipe
MAL = Minimum Action Level

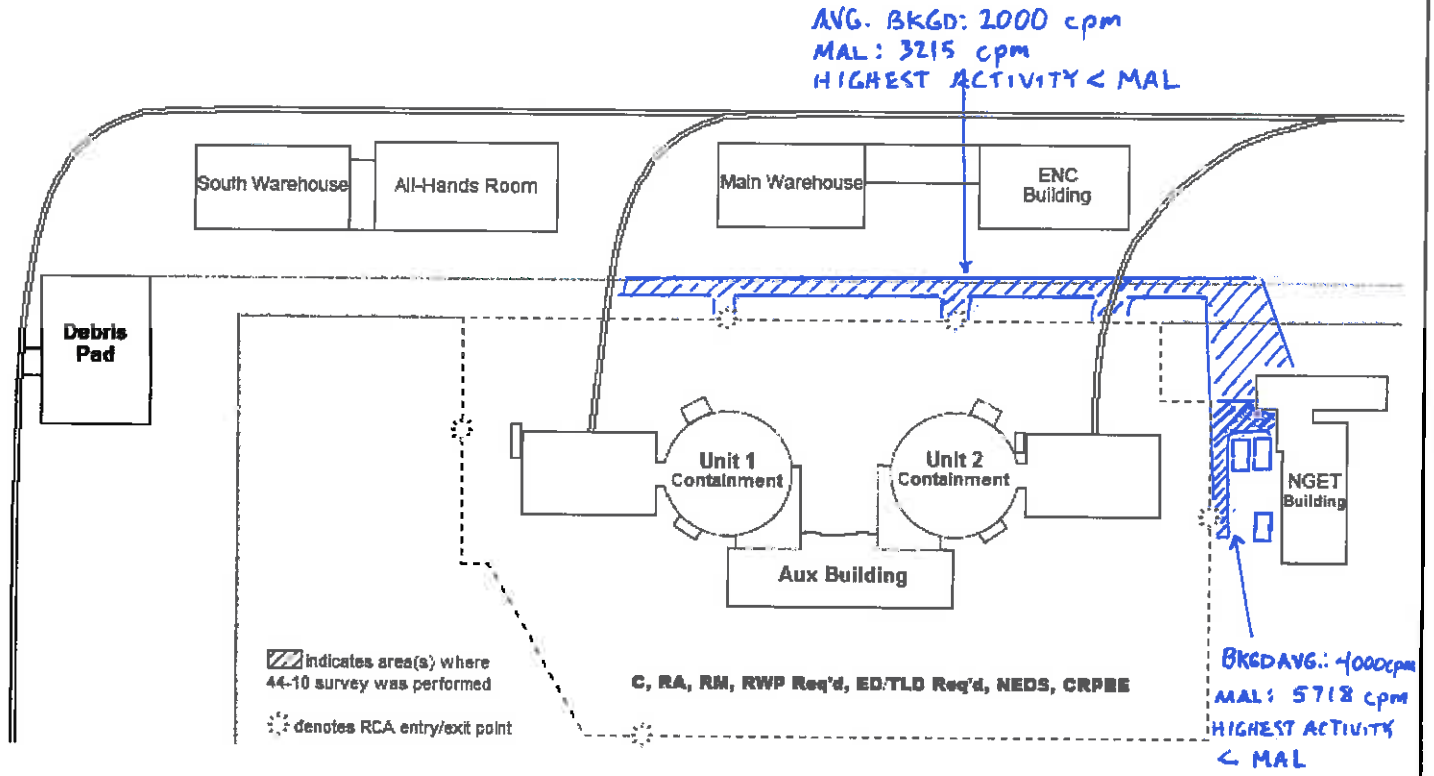

Peer Check (Signature): _____ RPS Approval (Signature): _____

Survey #: 2017-0764

Unit: Ø BLDG: N/A ELEV: 592'

RWP: 2017-0-0022

Description: WALK PATH FROM U-TENT TO NGET BLDG. Date: 4/1/17 Time: 1430

Surveyor Name(s): (Print) A. BRAGADO / Z. Ginzel (Sign) [signature]

ZIONSOLUTIONS LLC

Rad Posting: SEE BELOW

Air Sample taken: ☐yes ☒no

Dosimetry Placement: ☒ Chest ☐Head ☐Thigh ☐Other

Instrument Model	Serial #
M12-4410	302015
— N/A	—
— N/A	—

All Smears and/or Large Area Swipes

<1000 dpm/100cm² (unless noted below)

#	β-γ	α	#	β-γ	α	Masslinns Letter	β-γ
				N/A			

DRPs detected: ☐Yes ☒No ☐N/A

Purpose of Survey:
- ☐ RWP
- ☒ Routine
- ☐ Investigational
- ☐ Release
- ☐ Other (specify)

Comments:
- ☐ Decon Recommended
- ☐ Shielding Recommended
- ☐ Release Recommended
- ☒ None
- ☐ Other (specify)

- - - - = Rad boundary
= Gamma dose rate
(#) = Smear location
△ = Air Sample
*#/# = Contact/ 30cm dose rates
ABC = Large area swipe
MAL = Minimum Action Level

All dose rates in mrem/hr unless otherwise noted

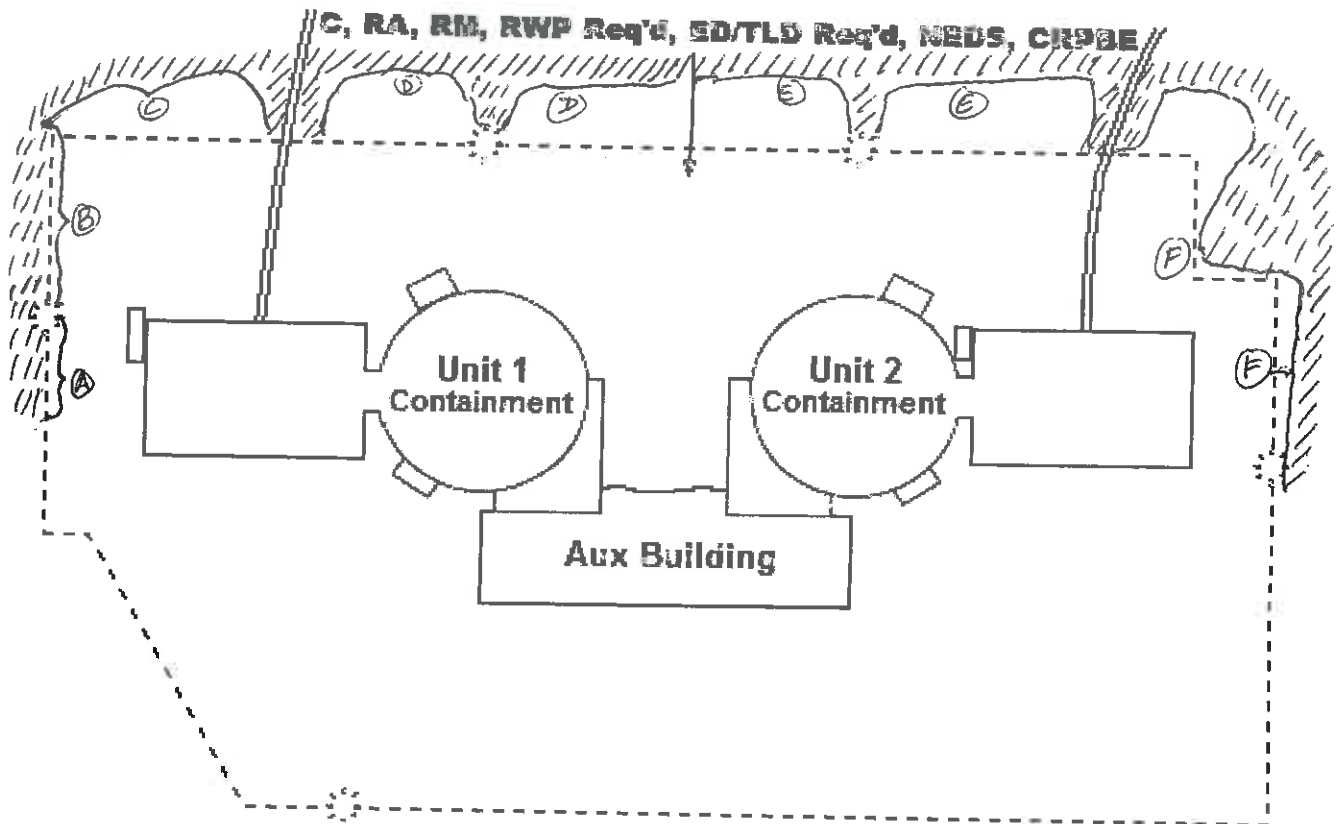

indicates area(s) where 44-10 survey was performed

denotes RCA entry/exit point

ZONE (A) = AVG. BKGD = 3800 CPM
ACTION LIMIT = 5475 CPM

ZONE (B) = AVG. BKGD. = 3400 CPM
ACTION LIMIT = 4984 CPM

ZONE (C) = AVG. BKGD. = 2800 CPM
ACTION LIMIT = 4238 CPM

ZONE (D) = AVG. BKGD = 2000 CPM
ACTION LIMIT = 3215 CPM

ZONE (E) = AVG. BKGD = 1800 CPM
ACTION LIMIT = 2953 CPM

ZONE (F) = AVG. BKGD. = 5200 CPM - BY CONEX
ACTION LIMIT = 7159

ALL RESULTS IN SURVEYED AREAS < MAL

Peer Check (Signature): Lynn Lindemann

RPS Approval (Signature): [signature]

Survey #: 2017-0767 | Description: U-1 pathway | Date: 3/21/17 | Time: 1500

Unit: N/A BLDG: N/A ELEV: N/A | Surveyor Name(s): (Print) Z. Ginzel (Sign)

ZIONSOLUTIONS LLC

RWP: 2017 - 0 - 0012 | Rad Posting: See below | Air Sample taken: ☐yes ☒no

Dosimetry Placement: ☒ Chest ☐Head ☐Thigh ☐Other

Instrument Model	Serial #
M-12 / 4410	301959
N	
	A

All Smears and/or Large Area Swipes <1000 dpm/100cm² (unless noted below)

#	β-γ	α	#	β-γ	α	Masslinns Letter	β-γ
				N			
					A		

DRPs detected : ☐Yes ☒No ☐N/A

Purpose of Survey:
- ☐ RWP
- ☒ Routine
- ☐ Investigational
- ☐ Release
- ☐ Other (specify)

Comments:
- ☐ Decon Recommended
- ☐ Shielding Recommended
- ☐ Release Recommended
- ☒ None
- ☐ Other (specify)

- - - - = Rad boundary
= Gamma dose rate
(#) = Smear location
△ = Air Sample
*### = Contact/ 30cm dose rates
LARGE = Large area swipe
MAL = Minimum Action Level

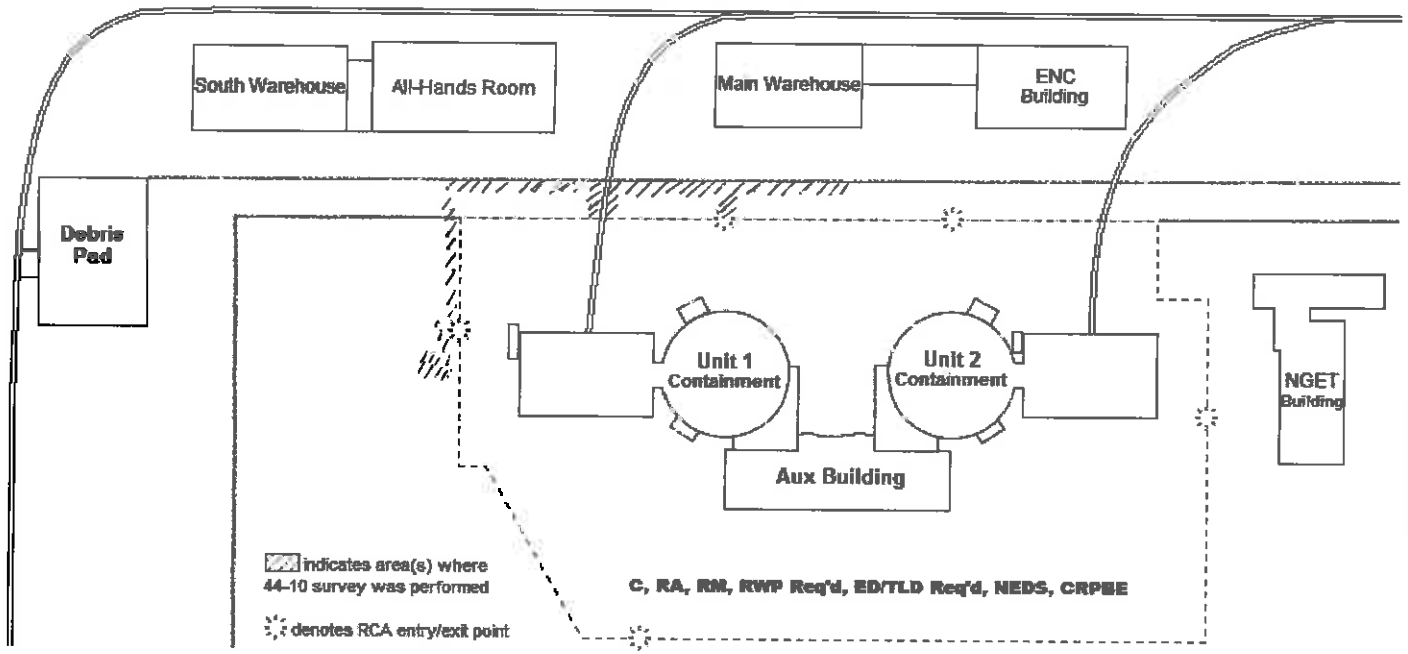

Avg. Bkg.: 4200 cpm
MAL: 5961
Result: <MAL

Peer Check (Signature): _____ RPS Approval (Signature): _____

Survey #: 2017-0770

Description: 44-10 Daily Pathways Date: 4/3/17 Time: 1103

Unit: N/A BLDG: N/A ELEV: 592

Surveyor Name(s): (Print) Lynn Lindemann (Sign) Lynn Lindemann

ZIONSOLUTIONS LLC

RWP: 2017-0-0012

Rad Posting: See Below

Air Sample taken: ☐ yes ☒ no

Dosimetry Placement: ☒ Chest ☐ Head ☐ Thigh ☐ Other N/A

Instrument Model	Serial #
44-10	274196
A	A
N	N

All Smears and/or Large Area Swipes <1000 dpm/100cm² (unless noted below)

#	β-γ	α	#	β-γ	α	Masslinns Letter	β-γ
					A		
				N			

DRPs detected: ☐ Yes ☒ No ☐ N/A

Purpose of Survey:
- ☐ RWP
- ☒ Routine
- ☒ Investigational
- ☐ Release
- ☐ Other (specify)

Comments:
- ☐ Decon Recommended
- ☐ Shielding Recommended
- ☐ Release Recommended
- ☒ None
- ☐ Other (specify)

▪ ▪ ▪ ▪ = Rad boundary
= Gamma dose rate
(#) = Smear location
△ = Air Sample
*#/# = Contact/ 30cm dose rates
ABC = Large area swipe
MAL = Minimum Action Level

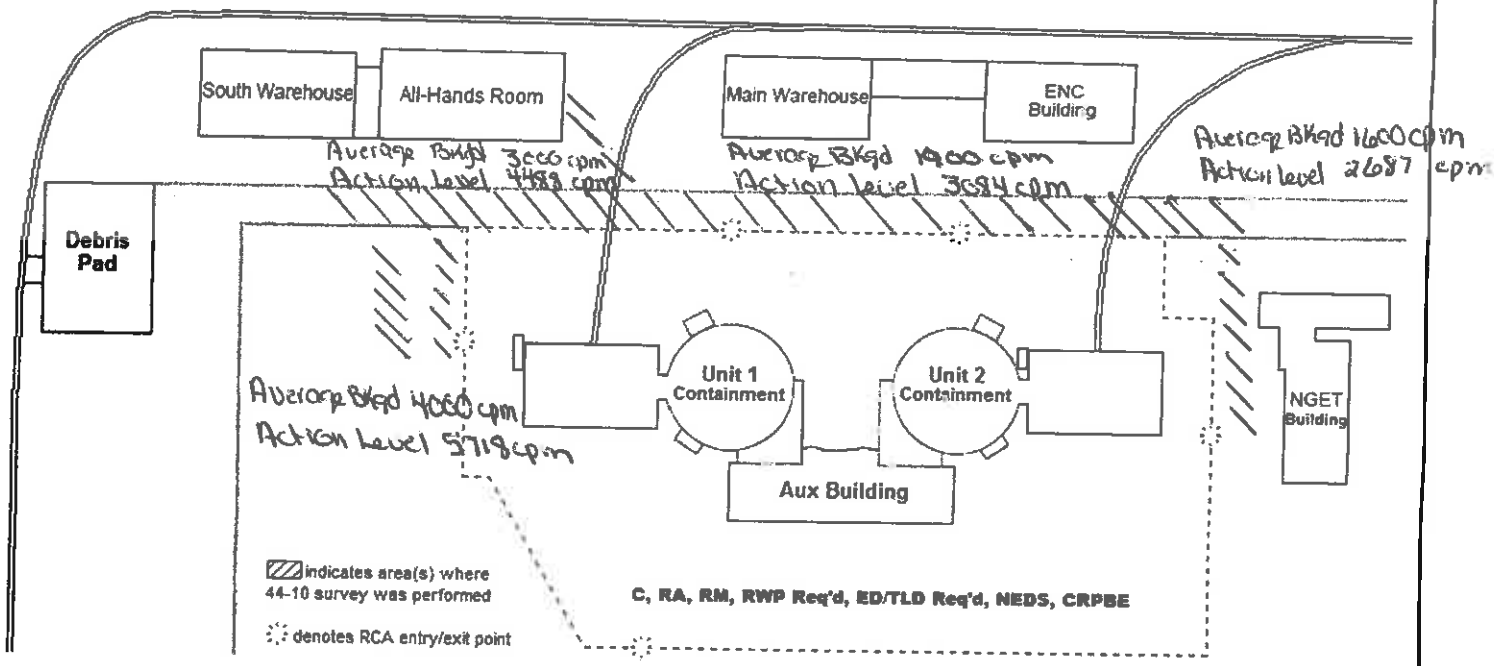

All areas surveyed are below Action level

Peer Check (Signature): [signature]

RPS Approval (Signature): [signature]

Survey #: 2017 ~~-0-0012~~ 0809 PA 4-4-17

Description: WALKWAY NORTH BOUNDARY

Date: 04/04/17 Time: 1430

Unit: N/A BLDG: N/A ELEV: 592'

Surveyor Name(s): (Print) PATRICK ARCHER (Sign) P. A

ZION SOLUTIONS LLC

RWP: 2017 - 0 - 0012

Rad Posting: SEE BELOW

Air Sample taken: ☐yes ☒no

Dosimetry Placement: ☒ Chest ☐Head ☐Thigh ☐Other N/A

Instrument Model	Serial #
M-12 / 44-10	301959
N/A	

All Smears and/or Large Area Swipes <1000 dpm/100cm² (unless noted below)

#	β-γ	α	#	β-γ	α	Masslinns Letter	β-γ
N/A							

DRPs detected : ☐Yes ☒No ☐N/A

Purpose of Survey:
- ☐ RWP
- ☒ Routine
- ☐ Investigational
- ☐ Release
- ☐ Other (specify)

Comments:
- ☐ Decon Recommended
- ☐ Shielding Recommended
- ☐ Release Recommended
- ☒ None
- ☐ Other (specify)

- - - - = Rad boundary
= Gamma dose rate
(#) = Smear location
△ = Air Sample
= Contact/ 30cm dose rates
= Large area swipe
MAL = Minimum Action Level

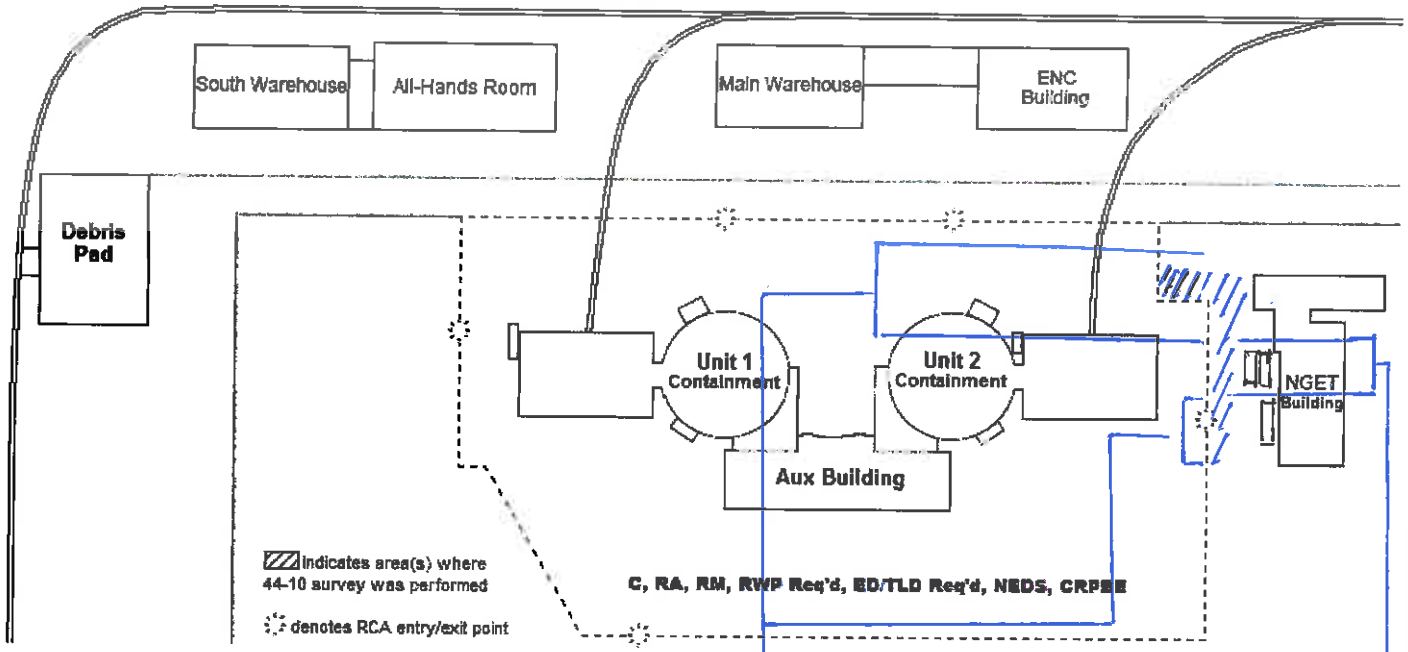

AVG. BKG: 2000 cpm
MAL: 3215 cpm
HIGHEST ACTIVITY < MAL

AVG. BKG: 5000 cpm
MAL: 6921 cpm
HIGHEST ACTIVITY < MAL

Peer Check (Signature): Craig R. Mu

RPS Approval (Signature):

Survey #: 2017- 0810

Description: U2 Pathway Daily

Date: 4/4/17 Time: 1430

Unit: N/A BLDG: N/A ELEV: 592'

Surveyor Name(s): (Print) B. Goessl (Sign)

ZIONSOLUTIONS

RWP: 2017 - 0 - 0012

Rad Posting: N/A

Air Sample taken: ☐yes ☒no

Dosimetry Placement: ☒ Chest ☐Head ☐Thigh ☐Other N/A

Instrument Model	Serial #
44-10	301959
44-10	302015
A	A
N	N

All Smears and/or Large Area Swipes <1000 dpm/100cm² (unless noted below)

#	β-γ	α	#	β-γ	α
		N			

Masslinns

Letter	β-γ
A	

DRPs detected : ☐Yes ☒No ☐N/A

Purpose of Survey:
- ☐ RWP
- ☒ Routine
- ☐ Investigational
- ☐ Release
- ☐ Other (specify)

Comments:
- ☐ Decon Recommended
- ☐ Shielding Recommended
- ☐ Release Recommended
- ☒ None
- ☐ Other (specify)

- - - - = Rad boundary
= Gamma dose rate
(#) = Smear location
△ = Air Sample
*### = Contact/ 30cm dose rates
AES = Large area swipe
MAL = Minimum Action Level

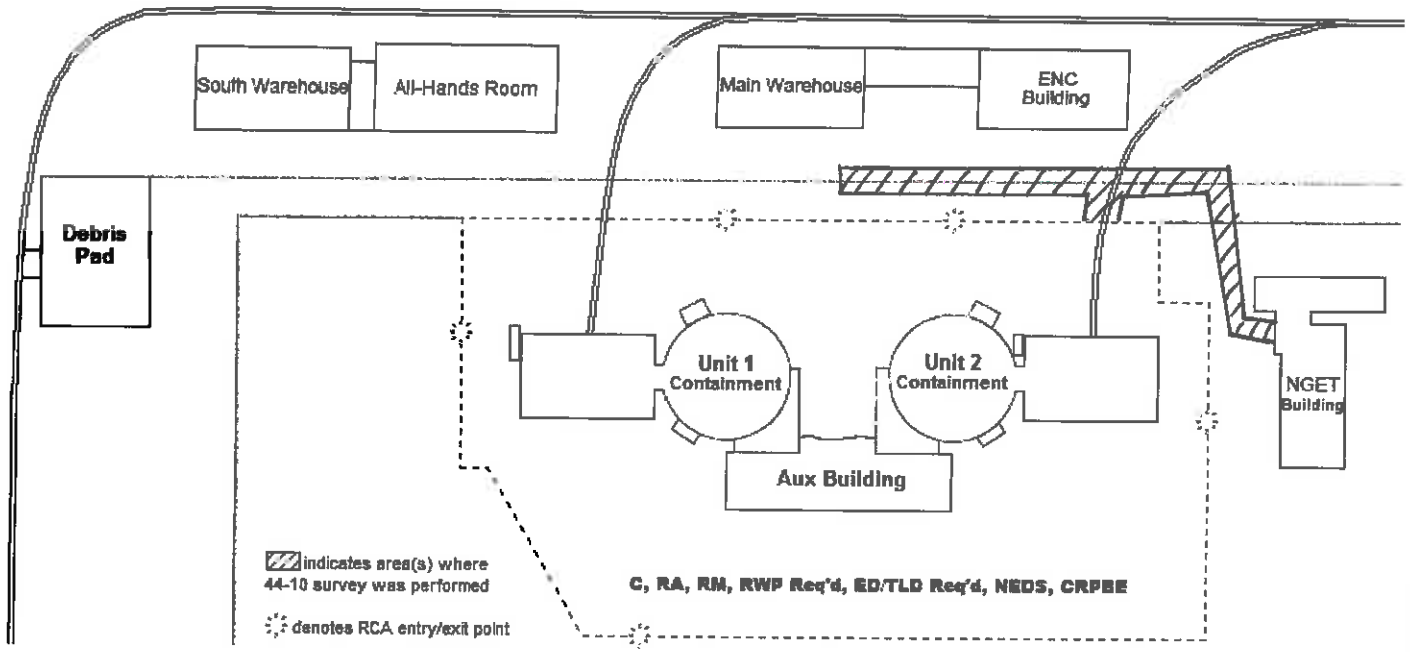

- Collimater was used
- Average background: 1800 cpm.
- Minimum Action Limit: 2953 cpm.
- No counts above MAL detected

Peer Check (Signature): CL T

RPS Approval (Signature):

Survey #: 2017-0813

Unit: 1 BLDG: O/S ELEV: 592'

RWP: 2017 - 0 - 0012

Dosimetry Placement: ☒ Chest ☐ Head ☐ Thigh ☐ Other N/A

Instrument Model	Serial #
44-10	301959
N/A	N/A

All Smears and/or Large Area Swipes <1000 dpm/100cm² (unless noted below)

#	β-γ	α	#	β-γ	α	Masslinns Letter	β-γ
				N	A		

DRPs detected: ☐ Yes ☒ No ☐ N/A

Purpose of Survey:
- ☐ RWP
- ☒ Routine
- ☐ Investigational
- ☐ Release
- ☐ Other (specify)

Comments:
- ☐ Decon Recommended
- ☐ Shielding Recommended
- ☐ Release Recommended
- ☒ None
- ☐ Other (specify)

- - - - = Rad boundary
= Gamma dose rate
(#) = Smear location
△ = Air Sample
*### = Contact/ 30cm dose rates
ABC = Large area swipe
MAL = Minimum Action Level

Description: U1 Daily Pathway Date: 4/4/17 Time: 1605

Surveyor Name(s): (Print) Cody Terp (Sign) CLT

ZIONSOLUTIONS LLC

Rad Posting: N/A

Air Sample taken: ☐ yes ☒ no

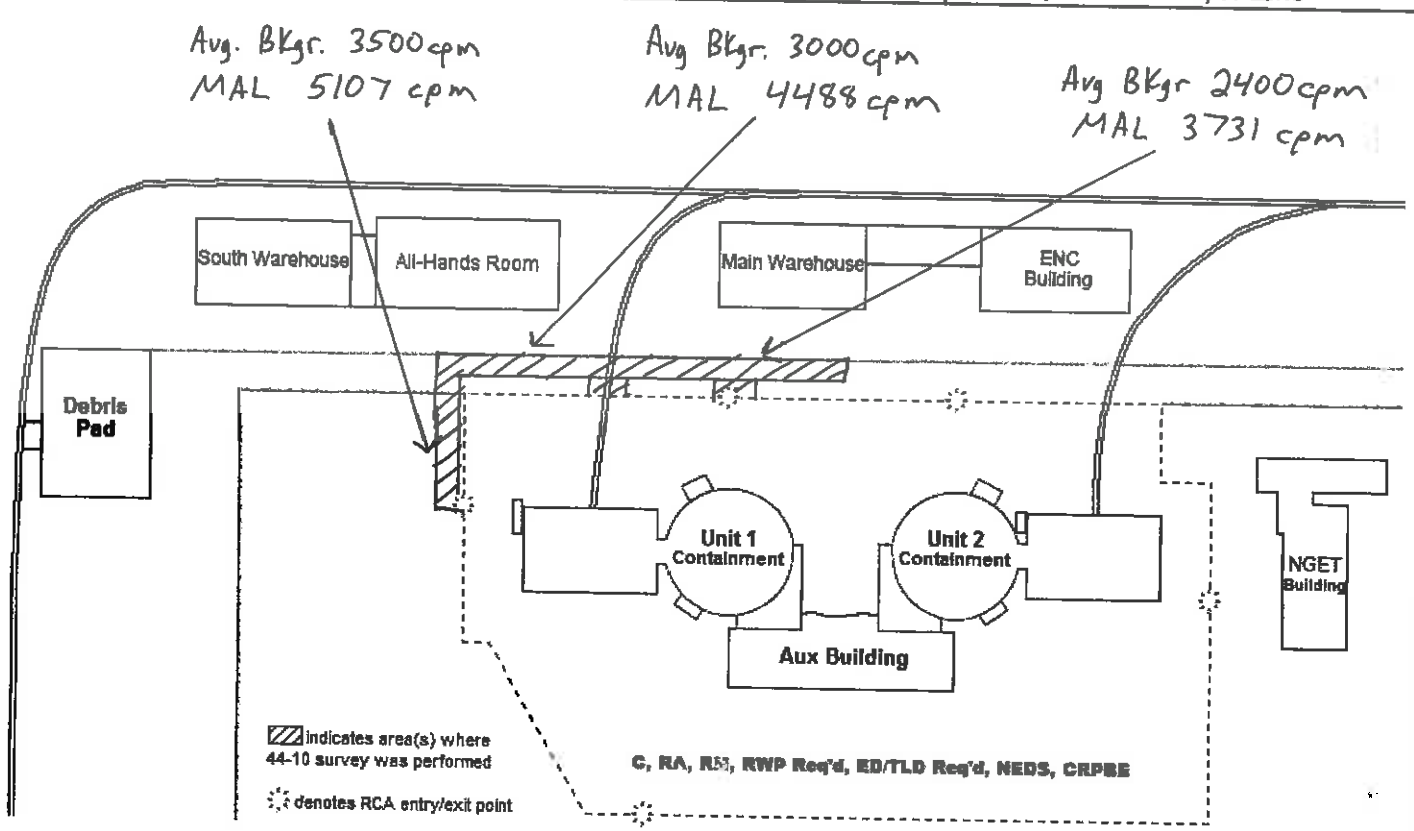

- collimator was used
- no counts above MAL

Peer Check (Signature): [signature] RPS Approval (Signature): [signature]

Survey #: 2017-0826 Description: EXCAVATOR PATH Date: 04/05/17 Time: 0800

Unit: N/A BLDG: N/A ELEV: N/A Surveyor Name(s): (Print) P. ARCHER Lindsmann (Sign) [signature]

ZIONSOLUTIONS LLC

RWP: 2017 - 0 - 0032 Rad Posting: See Below Air Sample taken: ☐yes ☒no

Dosimetry Placement: ☒ Chest ☐ Head ☐ Thigh ☐ Other N/A

Instrument Model	Serial #
M-12 / 4410	274196
M-12 / 4410	302015
N/A	

All Smears and/or Large Area Swipes <1000 dpm/100cm² (unless noted below)

#	β-γ	α	#	β-γ	α	Masslinns Letter	β-γ
N/A							

DRPs detected : ☐Yes ☒No ☐N/A

Purpose of Survey:
- ☒ RWP
- ☐ Routine
- ☒ Investigational
- ☐ Release
- ☐ Other (specify)

Comments:
- ☐ Decon Recommended
- ☐ Shielding Recommended
- ☐ Release Recommended
- ☒ None
- ☐ Other (specify)

- - - - = Rad boundary
= Gamma dose rate
(#) = Smear location
△ = Air Sample
*## = Contact/ 30cm dose rates
ABC = Large area swipe
MAL = Minimum Action Level

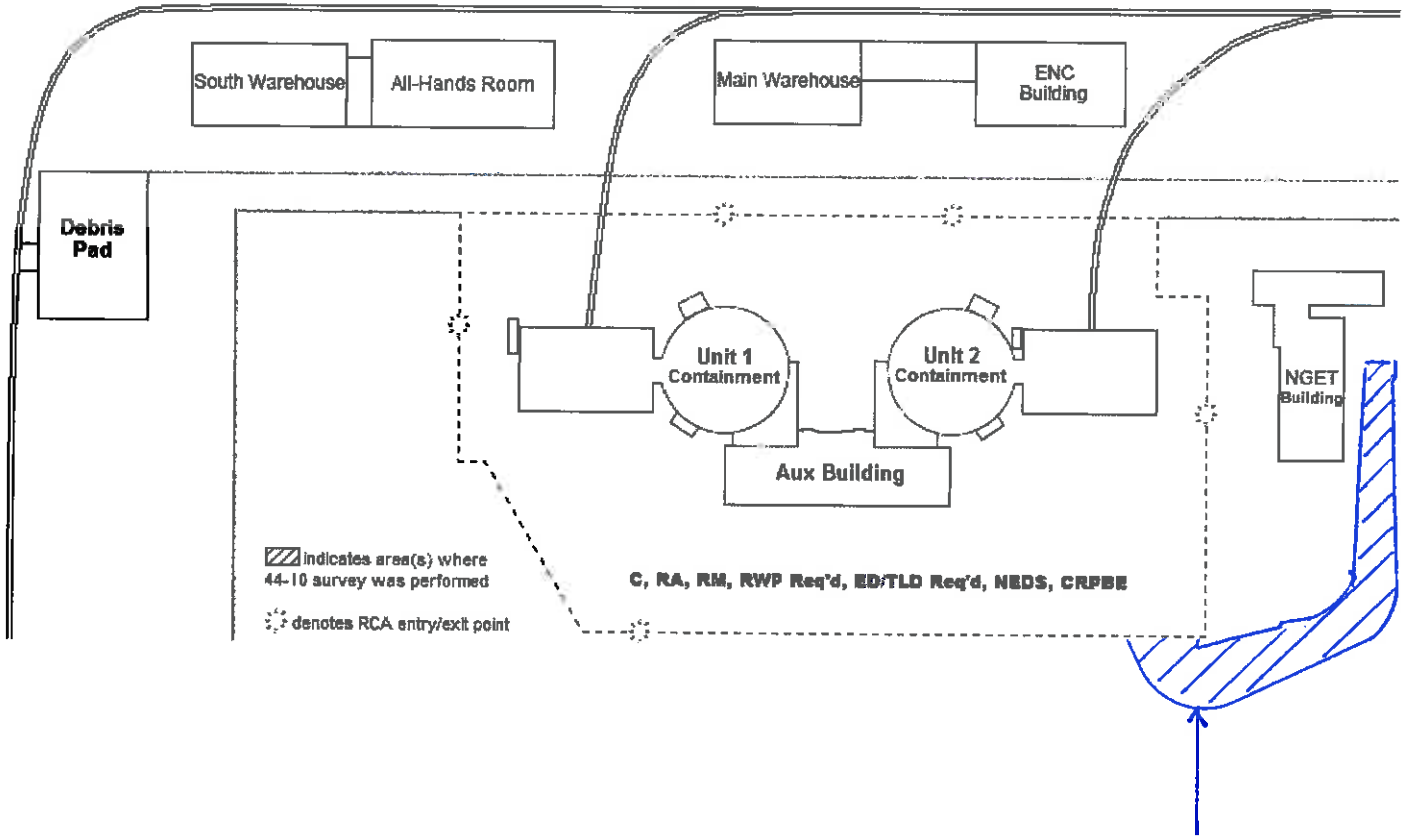

AVG. BKG.: 1600 cpm
MAL: 2687 cpm
HIGHEST ACTIVITY < MAL

Peer Check (Signature): [signature] RPS Approval (Signature): [signature]

Survey #: 2017-0846 Description: WEST WALKWAY Date: 09/06/17 Time: 1500

Unit: N/A BLDG: N/A ELEV: N/A Surveyor Name(s): (Print) PATRICK ARCHER (Sign) P A

ZIONSOLUTIONS

RWP: 2017 - 0 - 0012 Rad Posting: SEE MAP Air Sample taken: ☐ yes ☒ no

Dosimetry Placement: ☒ Chest ☐ Head ☐ Thigh ☐ Other N/A

Instrument Model	Serial #
M-12 / 44-10	289980
N/A	

All Smears and/or Large Area Swipes <1000 dpm/100cm² (unless noted below)

#	β-γ	α	#	β-γ	α	Masslinns Letter	β-γ
N/A							

DRPs detected: ☐ Yes ☒ No ☐ N/A

Purpose of Survey:
- ☐ RWP
- ☒ Routine
- ☐ Investigational
- ☐ Release
- ☐ Other (specify)

Comments:
- ☐ Decon Recommended
- ☐ Shielding Recommended
- ☐ Release Recommended
- ☒ None
- ☐ Other (specify)

- = Rad boundary
- # = Gamma dose rate
- (#) = Smear location
- △ = Air Sample
- *#/# = Contact/ 30cm dose rates
- ABC = Large area swipe
- MAL = Minimum Action Level

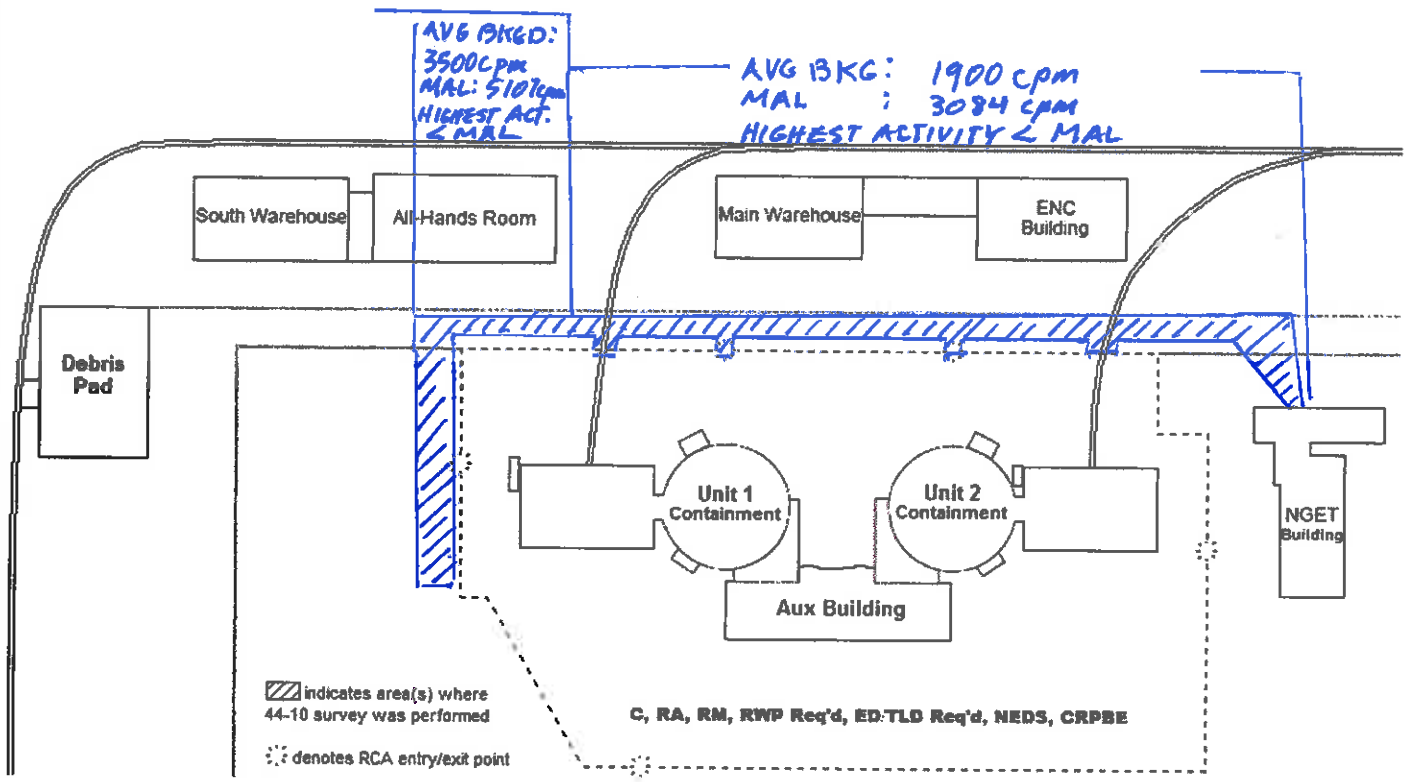

Peer Check (Signature): Lynn Lindemann RPS Approval (Signature):

Survey #: 2017-0864

Unit: 2 BLDG: O/S ELEV: 592'

RWP: 2017 - 0 - 0012

Dosimetry Placement: ☒ Chest ☐ Head ☐ Thigh ☐ Other N/A

Instrument Model	Serial #
M12 / 44-10	302044
N/A	N/A

All Smears and/or Large Area Swipes

<1000 dpm/100cm² (unless noted below)

#	β-γ	α	#	β-γ	α	Masslinns Letter	β-γ
				N	A		

DRPs detected : ☐ Yes ☒ No ☐ N/A

Purpose of Survey:
- ☐ RWP
- ☒ Routine
- ☐ Investigational
- ☐ Release
- ☐ Other (specify)

Comments:
- ☐ Decon Recommended
- ☐ Shielding Recommended
- ☐ Release Recommended
- ☒ None
- ☐ Other (specify)

- - - - = Rad boundary
= Gamma dose rate
(#) = Smear location
△ = Air Sample
*### = Contact/ 30cm dose rates
ABC = Large area swipe
MAL = Minimum Action Level

Description: U2 Daily Pathway Date: 4/7/17 Time: 1430

Surveyor Name(s): (Print) Cody Terp (Sign) CL T

ZIONSOLUTIONS LLC

Rad Posting: N/A

Air Sample taken: ☐ yes ☒ no

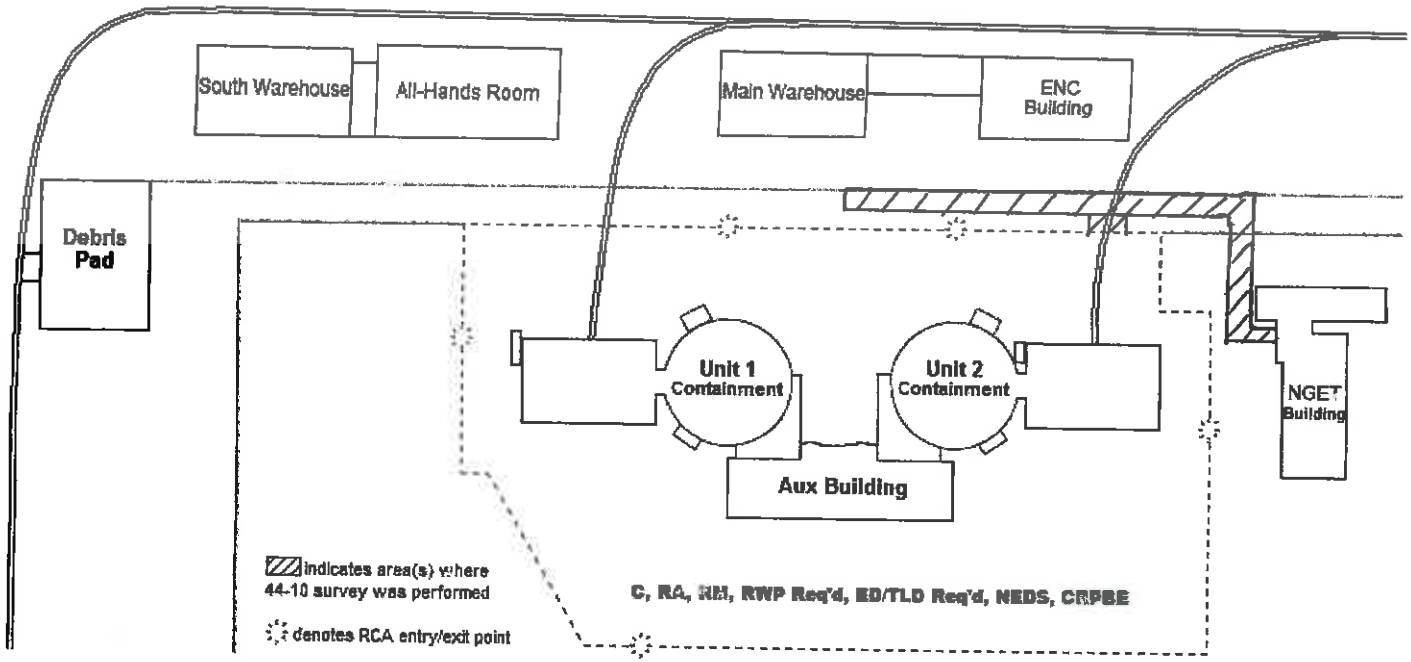

- Collimator used
- Avg. BKgr. 1500 cpm
- MAL 2552 cpm
- no counts above MAL

Peer Check (Signature): [signature]

RPS Approval (Signature): [signature]

Survey #: 2017-0871

Unit: N/A BLDG: O/S ELEV: 5292'

Description: Pathway Contamination Routine Date: 4/8/17 Time: 13:30

Surveyor Name(s): (Print) JMcGuire/LLindemann (Sign) J. McGuire / L. Lindemann

ZIONSOLUTIONS LLC

RWP: 2017 - 0 - 0003

Rad Posting: N/A

Air Sample taken: ☐yes ☒no

Dosimetry Placement: ☒ Chest ☐Head ☐Thigh ☐Other N/A

Instrument Model	Serial #
M-12 / 44-10	302044
M-12 / 44-10	289980
N/A	N/A

All Smears and/or Large Area Swipes <1000 dpm/100cm² (unless noted below)

#	β-γ	α	#	β-γ	α	Masslinns Letter	β-γ

N/A

DRPs detected: ☐Yes ☒No ☐N/A

Purpose of Survey:
- ☐ RWP
- ☒ Routine
- ☐ Investigational
- ☐ Release
- ☐ Other (specify)

Comments:
- ☐ Decon Recommended
- ☐ Shielding Recommended
- ☐ Release Recommended
- ☒ None
- ☐ Other (specify)

- = Rad boundary
- # = Gamma dose rate
- (#) = Smear location
- △ = Air Sample
- *#/# = Contact/ 30cm dose rates
- ABC = Large area swipe
- MAL = Minimum Action Level

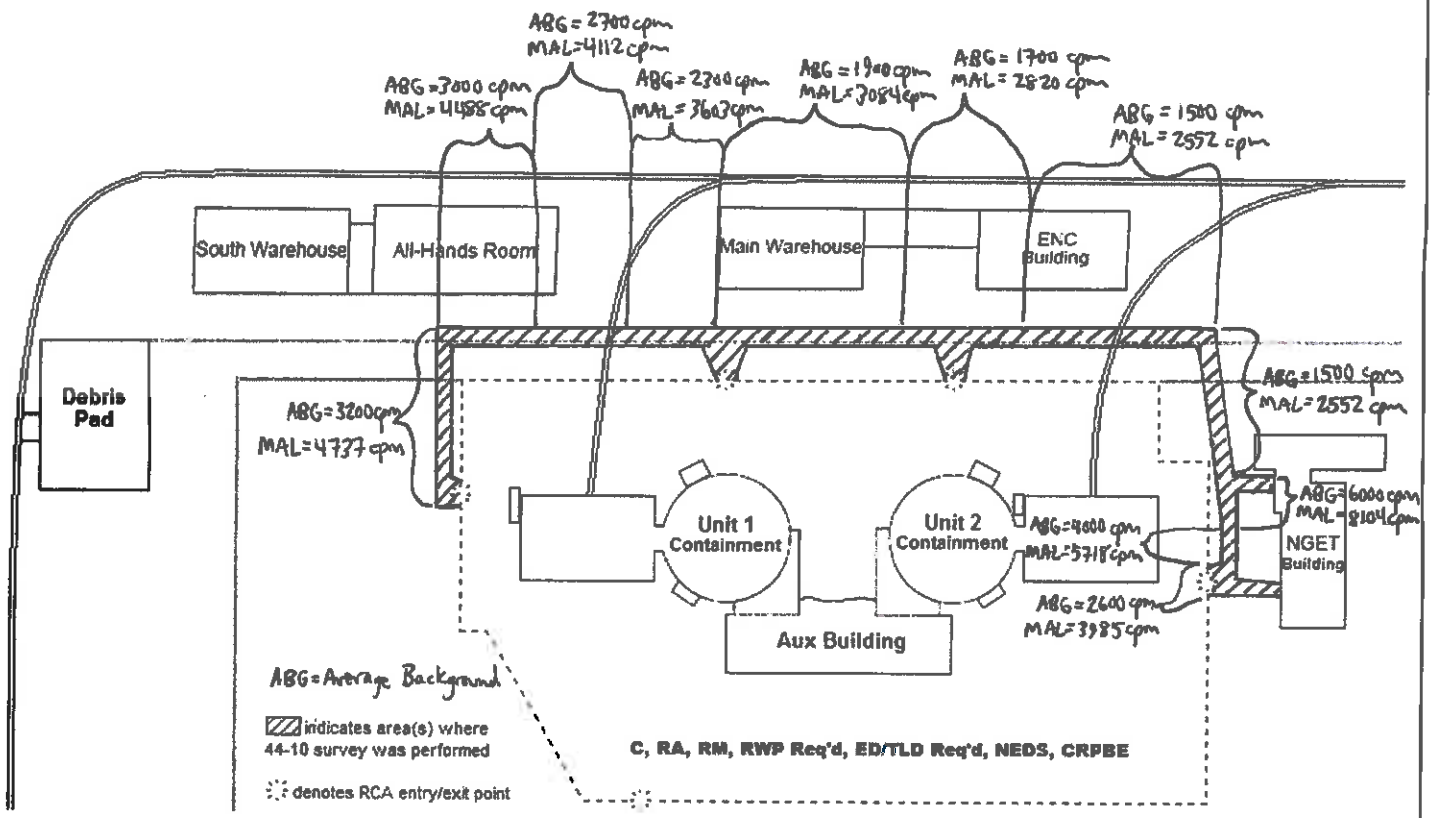

ALL AREAS SURVEYED <MAL

Peer Check (Signature): [signature]

RPS Approval (Signature): [signature]

Survey #: 2017-0876

Description: U1 Pathway

Date: 4/~~10~~ 7/17 4-10-17

Time: 0630

Unit: NA BLDG: NA ELEV: 592

Surveyor Name(s): (Print) KEITH GILBERT (Sign) Keith Gilbert

ZION SOLUTIONS LLC

RWP: 2017 - 0 - 0012

Rad Posting: SEE BELOW

Air Sample taken: ☐yes ☒no

Dosimetry Placement: ☒Chest ☐Head ☐Thigh ☐Other NA

Instrument Model	Serial #
M 12/4410	302015
N/A	N/A

All Smears and/or Large Area Swipes <1000 dpm/100cm² (unless noted below)

#	β-γ	α	#	β-γ	α	Masslinns Letter	β-γ

N/A

DRPs detected : ☐Yes ☒No ☐N/A

Purpose of Survey:
- ☐ RWP
- ☒ Routine
- ☐ Investigational
- ☐ Release
- ☐ Other (specify)

Comments:
- ☐ Decon Recommended
- ☐ Shielding Recommended
- ☐ Release Recommended
- ☒ None
- ☐ Other (specify)

- - - - = Rad boundary
= Gamma dose rate
(#) = Smear location
△ = Air Sample
*#/# = Contact/ 30cm dose rates
ABC = Large area swipe
MAL = Minimum Action Level

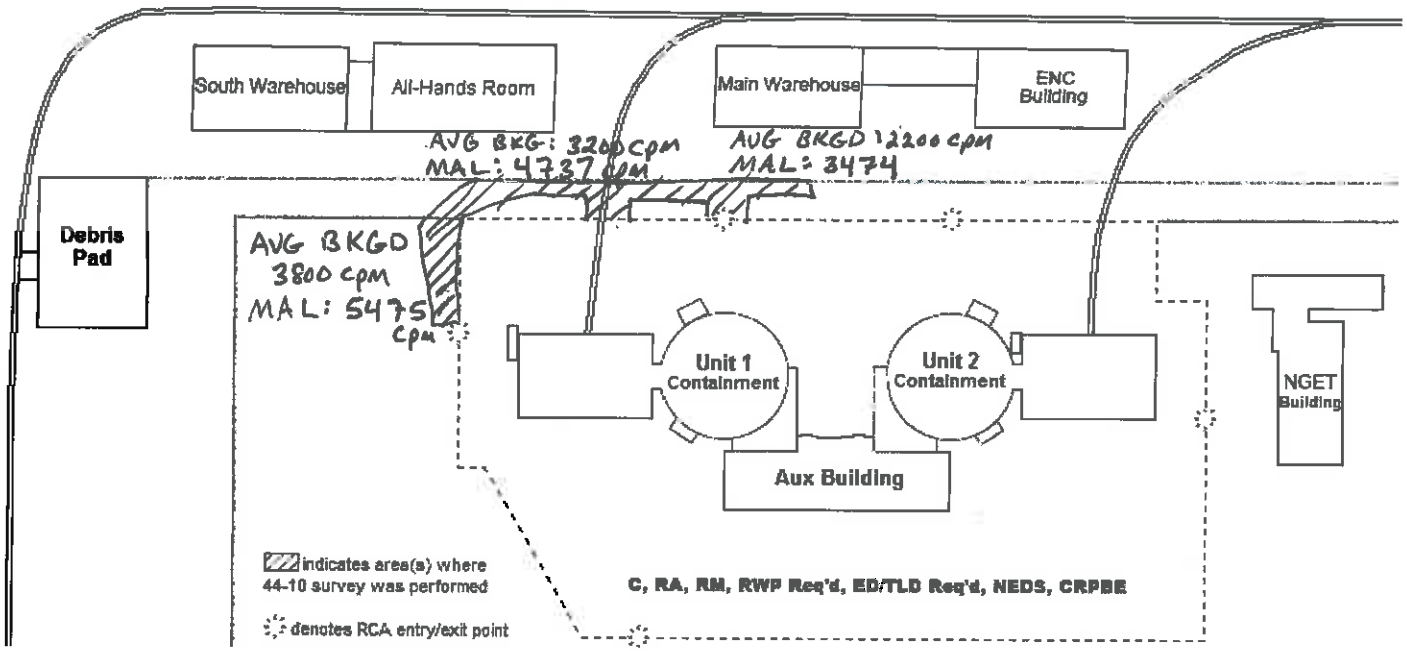

NO ACTIVITY ABOVE MAL

Peer Check (Signature): CL T

RPS Approval (Signature): [signature]

Survey #: 2017 - 0894

Description: U-1 Pathway

Date: 4/10/17 Time: 1430

Unit: N/A BLDG: N/A ELEV: N/A

Surveyor Name(s): (Print) Z. Ginzel (Sign)

ZIONSOLUTIONS LLC

RWP: 2017 - 0 - 0012

Rad Posting: See below

Air Sample taken: ☐yes ☒no

Dosimetry Placement: ☒ Chest ☐Head ☐Thigh ☐Other N/A

Instrument Model	Serial #
4410 - M12	302015
N	
A	

All Smears and/or Large Area Swipes <1000 dpm/100cm² (unless noted below)

#	β-γ	α	#	β-γ	α	Masslinns Letter	β-γ
				N			
					A		

DRPs detected : ☐Yes ☒No ☐N/A

Purpose of Survey:
- ☐ RWP
- ☒ Routine
- ☐ Investigational
- ☐ Release
- ☐ Other (specify)

Comments:
- ☐ Decon Recommended
- ☐ Shielding Recommended
- ☐ Release Recommended
- ☒ None
- ☐ Other (specify)

- - - - = Rad boundary
= Gamma dose rate
(#) = Smear location
△ = Air Sample
*### = Contact/ 30cm dose rates
ABC = Large area swipe
MAL = Minimum Action Level

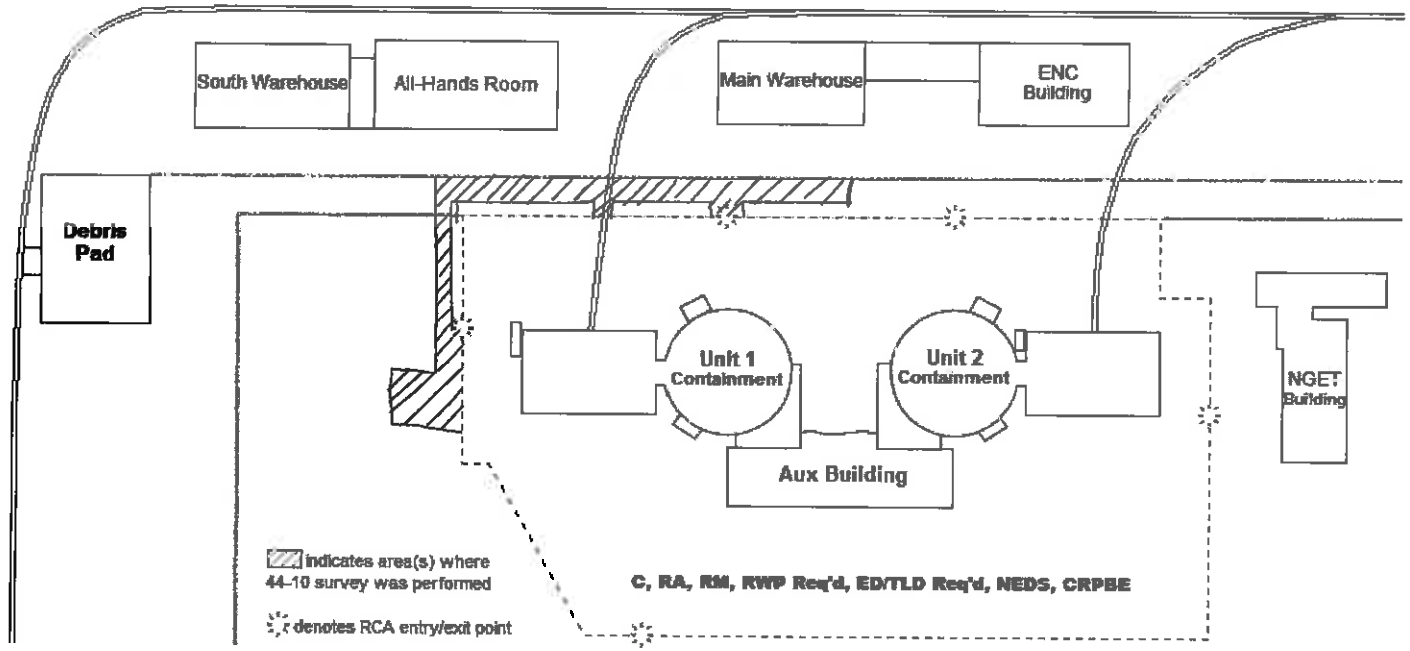

Avg. Bkg.: 3500 cpm
MAL: 5,107 cpm
Results: < MAL

Peer Check (Signature): [signature]

RPS Approval (Signature): [signature]

Survey #: 2017-0902

Unit: N/A BLDG: 0/S ELEV: 592'

Description: U1 & U2 Daily Pathway Date: 4/11/17 Time: 1330

Surveyor Name(s): (Print) Cody Terp (Sign) CL T

ZIONSOLUTIONS LLC

RWP: 2017 - 0 - 0012

Rad Posting: N/A

Air Sample taken: ☐yes ☒no

Dosimetry Placement: ☒ Chest ☐ Head ☐ Thigh ☐ Other N/A

Instrument Model	Serial #
M12/44-10	302015
N/A	N/A

All Smears and/or Large Area Swipes <1000 dpm/100cm² (unless noted below)

#	β-γ	α	#	β-γ	α	Masslinns Letter	β-γ
				N	A		

DRPs detected: ☐Yes ☒No ☐N/A

Purpose of Survey:
- ☐ RWP
- ☒ Routine
- ☐ Investigational
- ☐ Release
- ☐ Other (specify)

Comments:
- ☐ Decon Recommended
- ☐ Shielding Recommended
- ☐ Release Recommended
- ☒ None
- ☐ Other (specify)

▪ ▪ ▪ ▪ = Rad boundary
= Gamma dose rate
(#) = Smear location
△ = Air Sample
*#/# = Contact/ 30cm dose rates
ASS = Large area swipe
MAL = Minimum Action Level

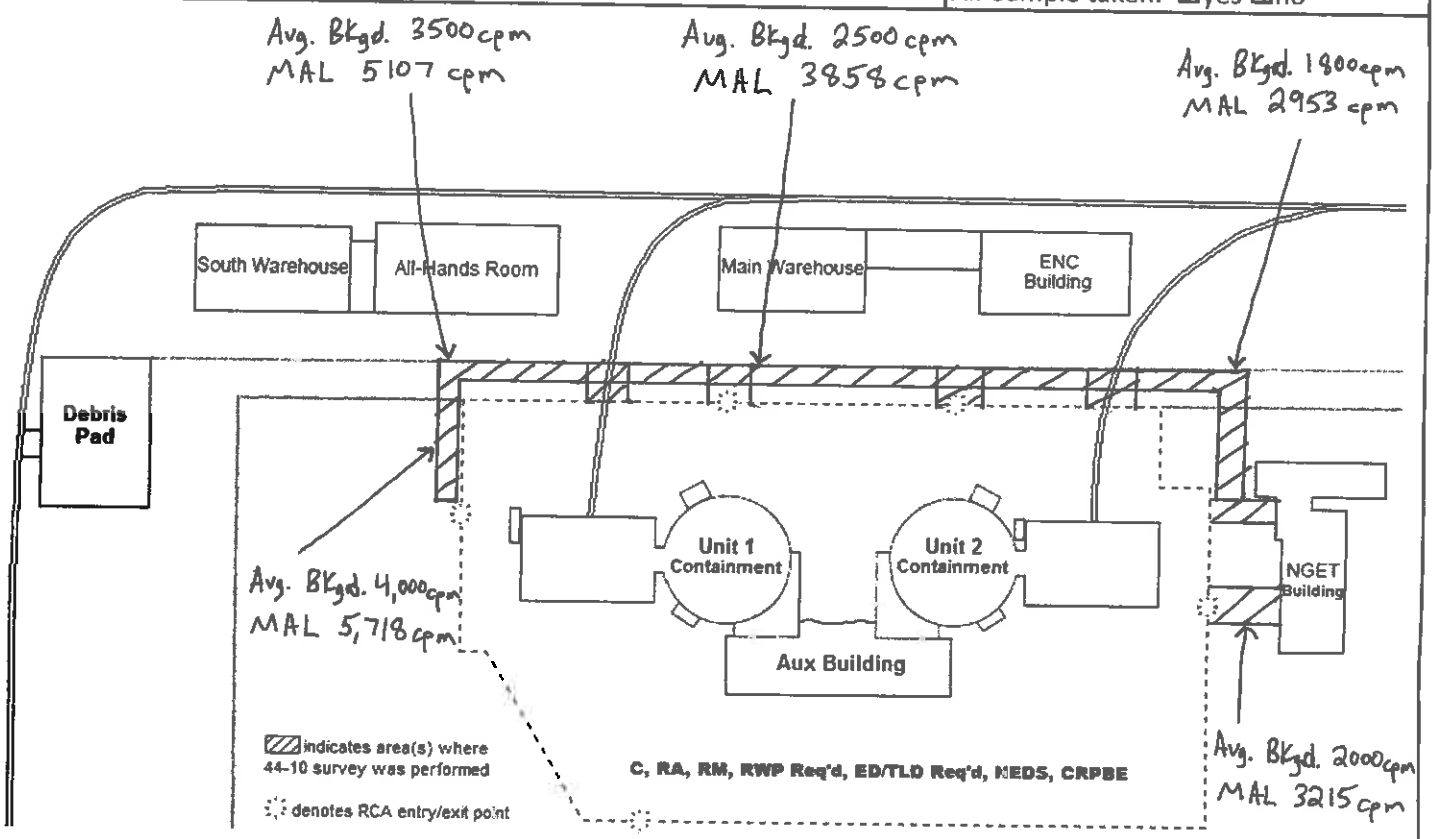

- collimater was used
- no counts above MAL

Peer Check (Signature): Keith Gilbert

RPS Approval (Signature): [signature]

Survey #: 2017-0910

Unit: Ø BLDG: A/B ELEV: 592

Description: A/B BOUNDARY

Date: 4/11/17 Time: 1500

Surveyor Name(s): (Print) DZVONAR (Sign) R.D.

ZIONSOLUTIONS

RWP: 20:7 - 0 - 0022

Rad Posting: SEE BELOW

Air Sample taken: ☐yes ☒no

Dosimetry Placement: ☒ Chest ☐Head ☐Thigh ☐Other N/A

Instrument Model	Serial #
44-10	302044
N/A	N/A

All dose rates in mrem/hr unless otherwise noted

All Smears and/or Large Area Swipes

<1000 dpm/100cm² (unless noted below)

#	β-γ	α	#	β-γ	α	Masslinns Letter	β-γ

N/A

DRPs detected : ☐Yes ☒No ☐N/A

Purpose of Survey:
- ☐ RWP
- ☒ Routine
- ☒ Investigational
- ☐ Release
- ☐ Other (specify)

Comments:
- ☐ Decon Recommended
- ☐ Shielding Recommended
- ☐ Release Recommended
- ☒ None
- ☐ Other (specify)

- - - - = Rad boundary
= Gamma dose rate
(#) = Smear location
△ = Air Sample
*## = Contact/ 30cm dose rates
ABC = Large area swipe
MAL = Minimum Action Level

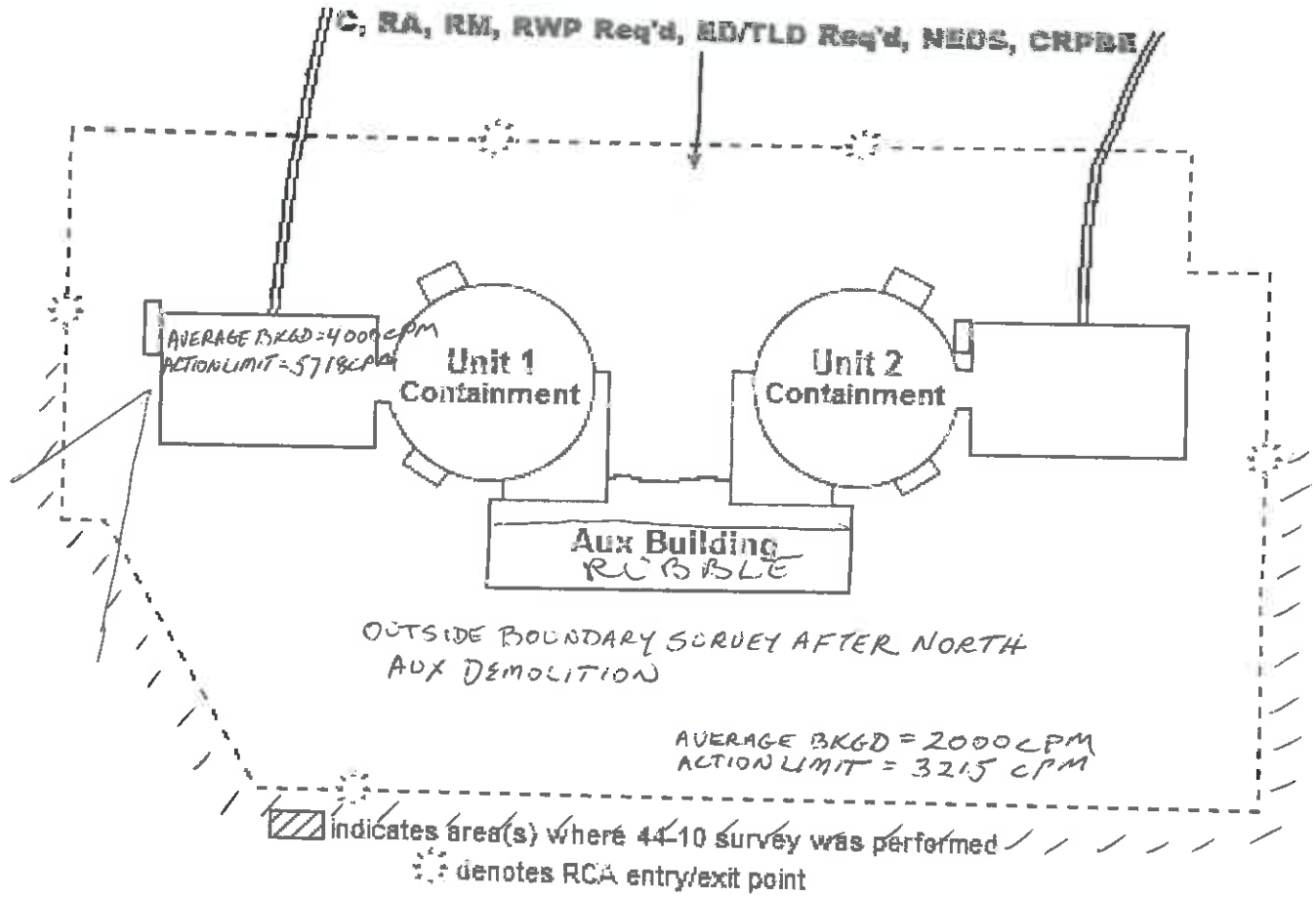

indicates area(s) where 44-10 survey was performed

denotes RCA entry/exit point

ALL SURVEYED AREAS BELOW ACTION LIMIT

Peer Check (Signature): Joseph [illegible]

RPS Approval (Signature): [illegible]

Survey #: 2017-0933

Description: U-1 WALKWAY 44-10 Date: 04/12/17 Time: 1600

Unit: N/A BLDG: N/A ELEV: N/A

Surveyor Name(s): (Print) P. ARCHER (Sign) P. A

ZIONSOLUTIONS

RWP: 2017 - 0 - 0012

Rad Posting: SEE MAP

Air Sample taken: ☐yes ☑no

Dosimetry Placement: ☒ Chest ☐ Head ☐ Thigh ☐ Other N/A

Instrument Model	Serial #
M-12/44-10	302015
N/A	

All Smears and/or Large Area Swipes <1000 dpm/100cm² (unless noted below)

#	β-γ	α	#	β-γ	α	Masslinns Letter	β-γ
N/A							

DRPs detected : ☐Yes ☒No ☐N/A

Purpose of Survey:
- ☐ RWP
- ☒ Routine
- ☐ Investigational
- ☐ Release
- ☐ Other (specify)

Comments:
- ☐ Decon Recommended
- ☐ Shielding Recommended
- ☐ Release Recommended
- ☒ None
- ☐ Other (specify)

- - - - = Rad boundary
= Gamma dose rate
(#) = Smear location
△ = Air Sample
= Contact/ 30cm dose rates
ABC = Large area swipe
MAL = Minimum Action Level

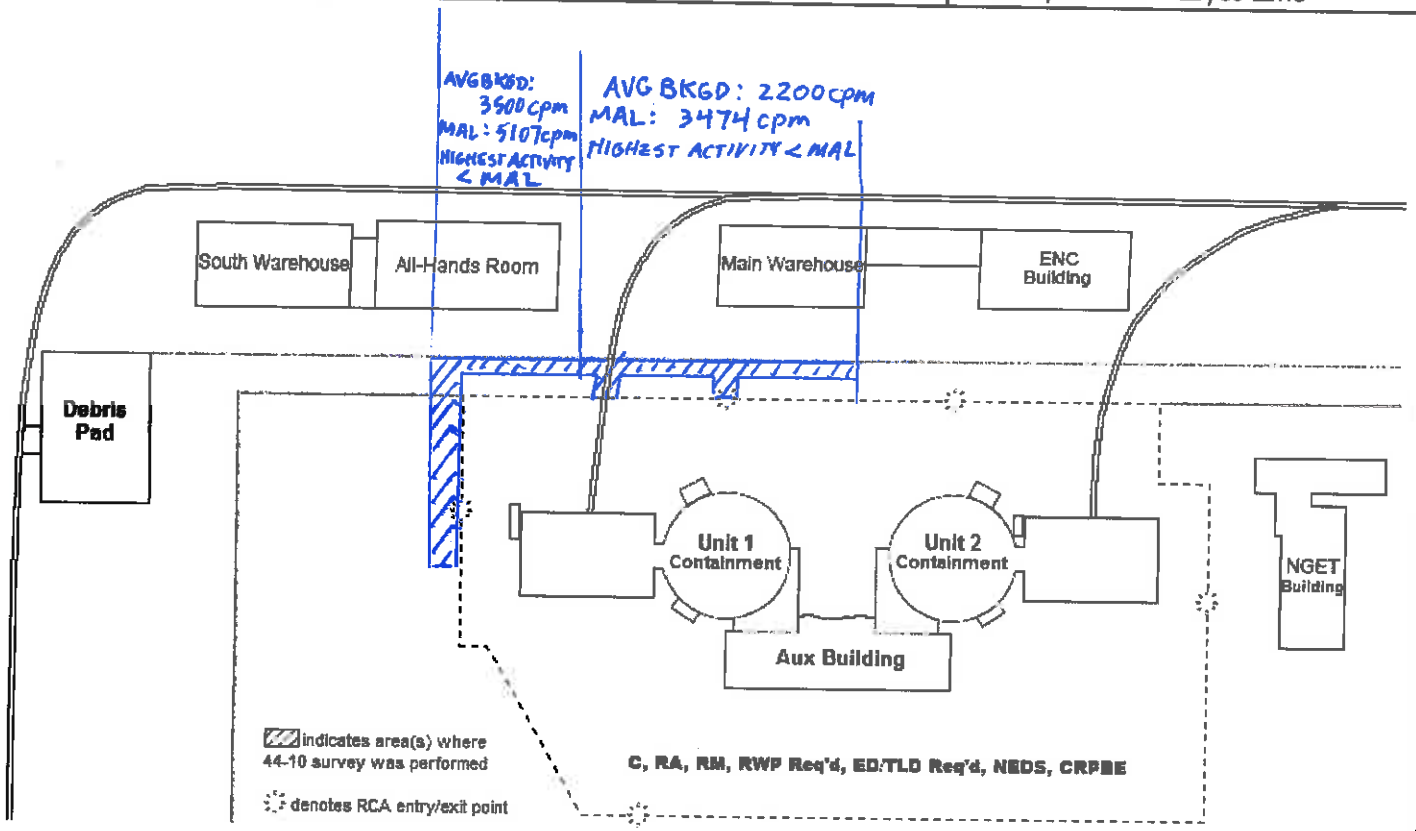

Peer Check (Signature): [signature] RPS Approval (Signature): [signature]

Survey #: 2017-0934

Unit: 2 BLDG: O/S ELEV: 592'

Description: U2 Daily Pathway Date: 4/12/17 Time: 1330

Surveyor Name(s): (Print) Cody Terp (Sign) CL T

ZIONSOLUTIONS LLC

RWP: 2017 - 0 - 0012

Rad Posting: N/A

Air Sample taken: ☐yes ☒no

Dosimetry Placement: ☒Chest ☐Head ☐Thigh ☐Other N/A

Instrument Model	Serial #
M12/44-10	274196
N/A	N/A

All Smears and/or Large Area Swipes

<1000 dpm/100cm² (unless noted below)

#	β-γ	α	#	β-γ	α	Masslinns Letter	β-γ
				N	A		

DRPs detected: ☐Yes ☒No ☐N/A

Purpose of Survey:
- ☐ RWP
- ☒ Routine
- ☐ Investigational
- ☐ Release
- ☐ Other (specify)

Comments:
- ☐ Decon Recommended
- ☐ Shielding Recommended
- ☐ Release Recommended
- ☒ None
- ☐ Other (specify)

- - - - = Rad boundary
= Gamma dose rate
(#) = Smear location
△ = Air Sample
*##/## = Contact/ 30cm dose rates
ABC = Large area swipe
MAL = Minimum Action Level

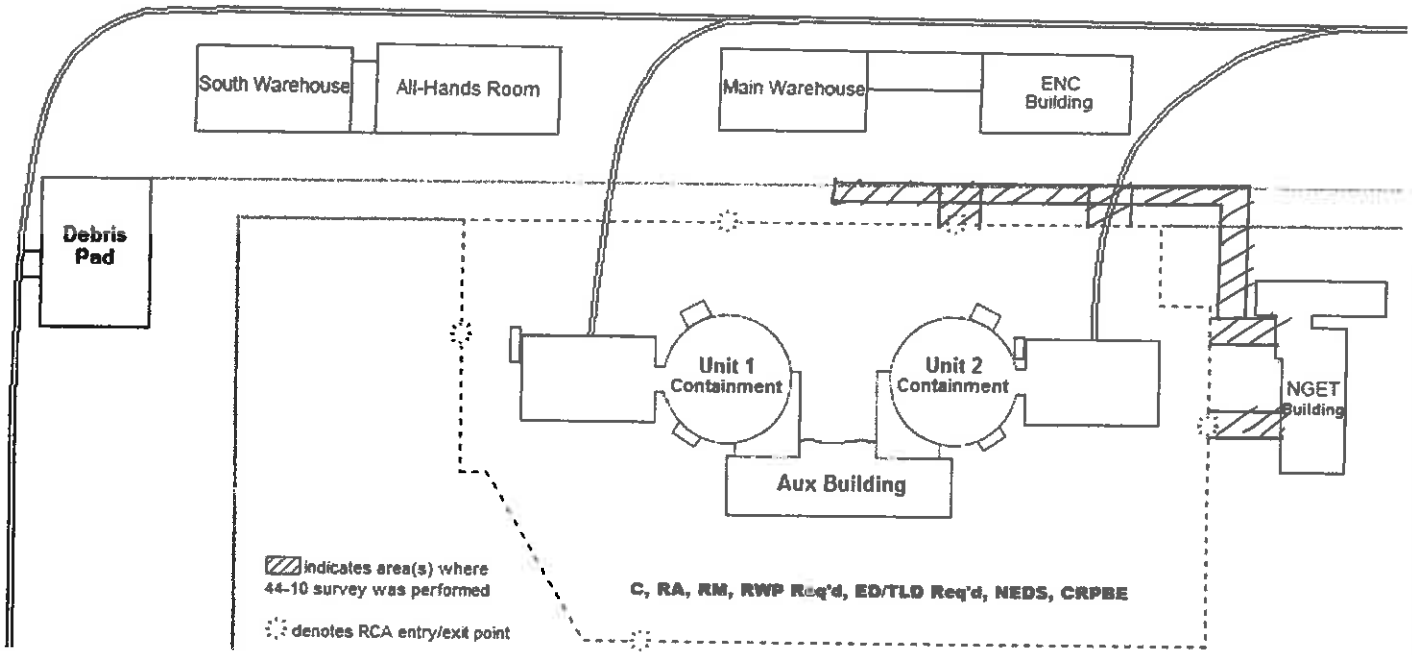

- collimator was used
- average background 2,000 cpm
- MAL 3215 cpm
- no counts above MAL

Peer Check (Signature): [signature]

RPS Approval (Signature): [signature]

Survey #: 2017-0948 | Description: U-1 WALKWAY 44-10 | Date: 04/13/17 | Time: 1400

Unit: N/A BLDG: N/A ELEV: N/A | Surveyor Name(s): (Print) PATRICK ARCHER (Sign) [signature]

ZIONSOLUTIONS LLC

RWP: 2017 - 0 - 0012 | Rad Posting: SEE MAP | Air Sample taken: ☐ yes ☒ no

Dosimetry Placement: ☒ Chest ☐ Head ☐ Thigh ☐ Other N/A

Instrument Model	Serial #
M-12/44-10	274196
N/A	

All Smears and/or Large Area Swipes <1000 dpm/100cm² (unless noted below)

#	β-γ	α	#	β-γ	α	Masslinns Letter	β-γ
N/A							

DRPs detected: ☐ Yes ☒ No ☐ N/A

Purpose of Survey:
- ☐ RWP
- ☒ Routine
- ☐ Investigational
- ☐ Release
- ☐ Other (specify)

Comments:
- ☐ Decon Recommended
- ☐ Shielding Recommended
- ☐ Release Recommended
- ☒ None
- ☐ Other (specify)

- - - - = Rad boundary
= Gamma dose rate
(#) = Smear location
△ = Air Sample
*#/# = Contact/ 30cm dose rates
▭ = Large area swipe
MAL = Minimum Action Level

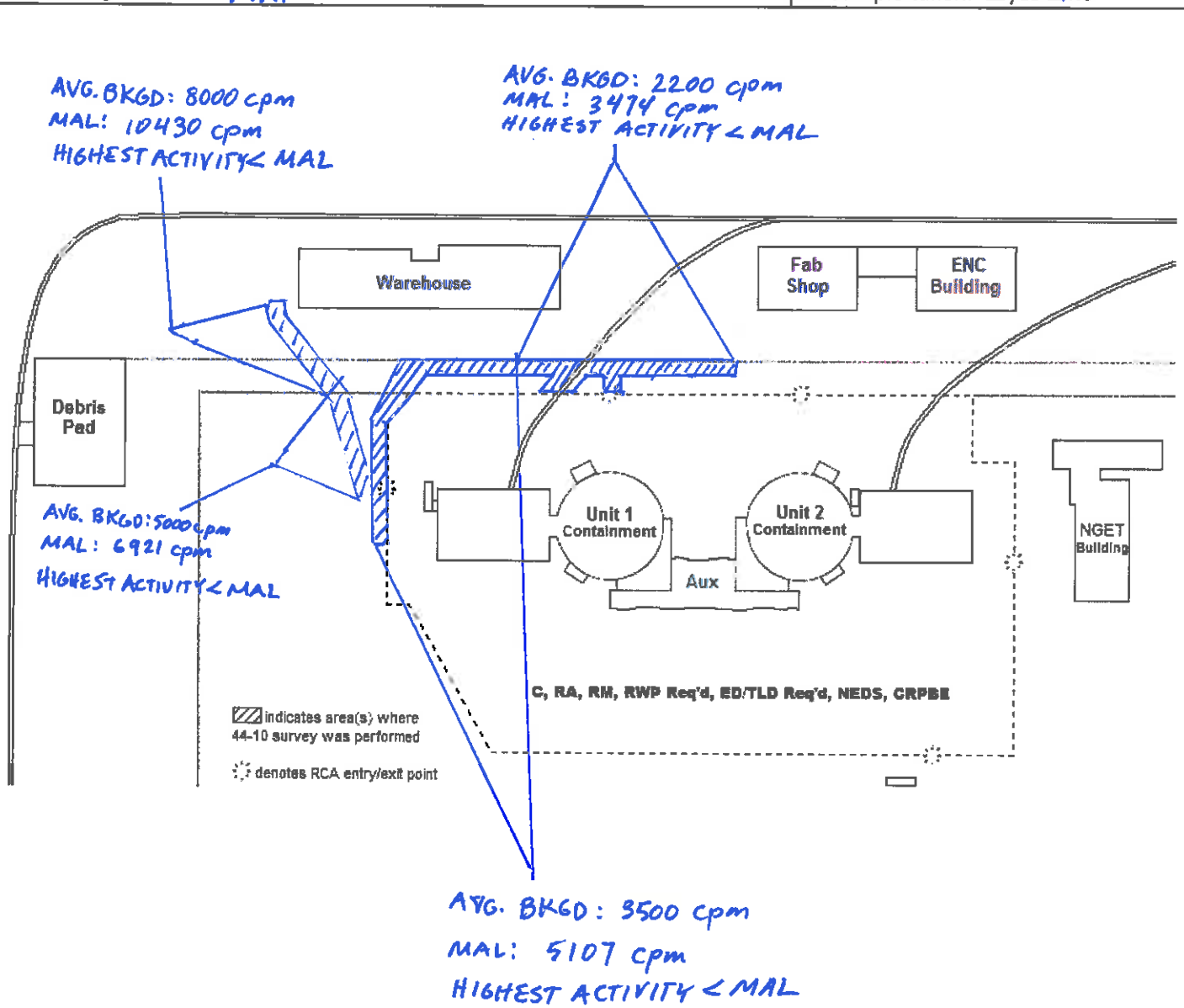

Peer Check (Signature): [signature] RPS Approval (Signature): [signature]

Survey #: 2017-0960

Unit: N/A BLDG: N/A ELEV: 592'

Description: U2 Pathway Daily Date: 4/13/17 Time: 1430

Surveyor Name(s): (Print) B. Goessl (Sign)

ZIONSOLUTIONS LLC

RWP: 2017-0-0012

Rad Posting: N/A

Air Sample taken: ☐ yes ☒ no

Dosimetry Placement: ☒ Chest ☐ Head ☐ Thigh ☐ Other N/A

Instrument Model	Serial #
44-10	274196
A	A
N	N

All Smears and/or Large Area Swipes <1000 dpm/100cm² (unless noted below)

#	β-γ	α	#	β-γ	α	Masslinns Letter	β-γ
					A		
			N				

DRPs detected: ☐ Yes ☒ No ☐ N/A

Purpose of Survey:
- ☐ RWP
- ☒ Routine
- ☐ Investigational
- ☐ Release
- ☐ Other (specify)

Comments:
- ☐ Decon Recommended
- ☐ Shielding Recommended
- ☐ Release Recommended
- ☒ None
- ☐ Other (specify)

- - - - = Rad boundary
= Gamma dose rate
(#) = Smear location
△ = Air Sample
*##/## = Contact/ 30cm dose rates
ABC = Large area swipe
MAL = Minimum Action Level

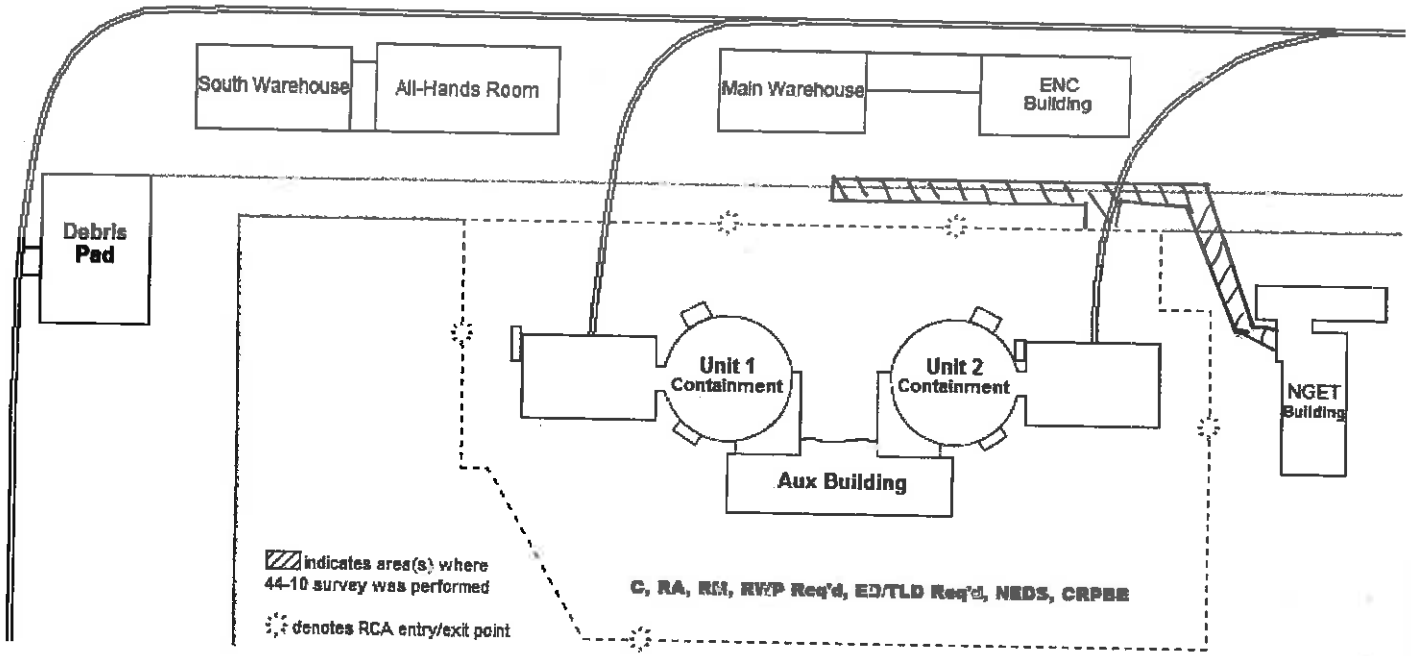

- Collimater was used
- Average Background 1800 cpm
- Minimum action Limit 2953 cpm
- No counts above MAL

Peer Check (Signature): Lynn Henderson RPS Approval (Signature):

Survey #: 2017- 0965

Description: U1 & U2 Daily Pathway Date: 4/17/17 Time: 1330

Unit: N/A BLDG: O/S ELEV: 592'

Surveyor Name(s): (Print) Cody Terp (Sign) CJT

ZIONSOLUTIONS LLC

RWP: 2017 - 0 - 0012

Rad Posting: N/A

Air Sample taken: ☐yes ☒no

Dosimetry Placement: ☒ Chest ☐Head ☐Thigh ☐Other N/A

Instrument Model	Serial #
M12/44-10	301959
M3	284300
N/A	N/A

All Smears and/or Large Area Swipes <1000 dpm/100cm² (unless noted below)

#	β-γ	α	#	β-γ	α	Masslinns Letter	β-γ
				N	A		

DRPs detected : ☒Yes ☐No ☐N/A

Purpose of Survey:
- ☐ RWP
- ☒ Routine
- ☐ Investigational
- ☐ Release
- ☐ Other (specify)

Comments:
- ☐ Decon Recommended
- ☐ Shielding Recommended
- ☐ Release Recommended
- ☒ None
- ☐ Other (specify)

▪ ▪ ▪ ▪ = Rad boundary
= Gamma dose rate
(#) = Smear location
△ = Air Sample
*## = Contact/ 30cm dose rates
AB = Average Background
AB = Large area swipe
MAL = Minimum Action Level

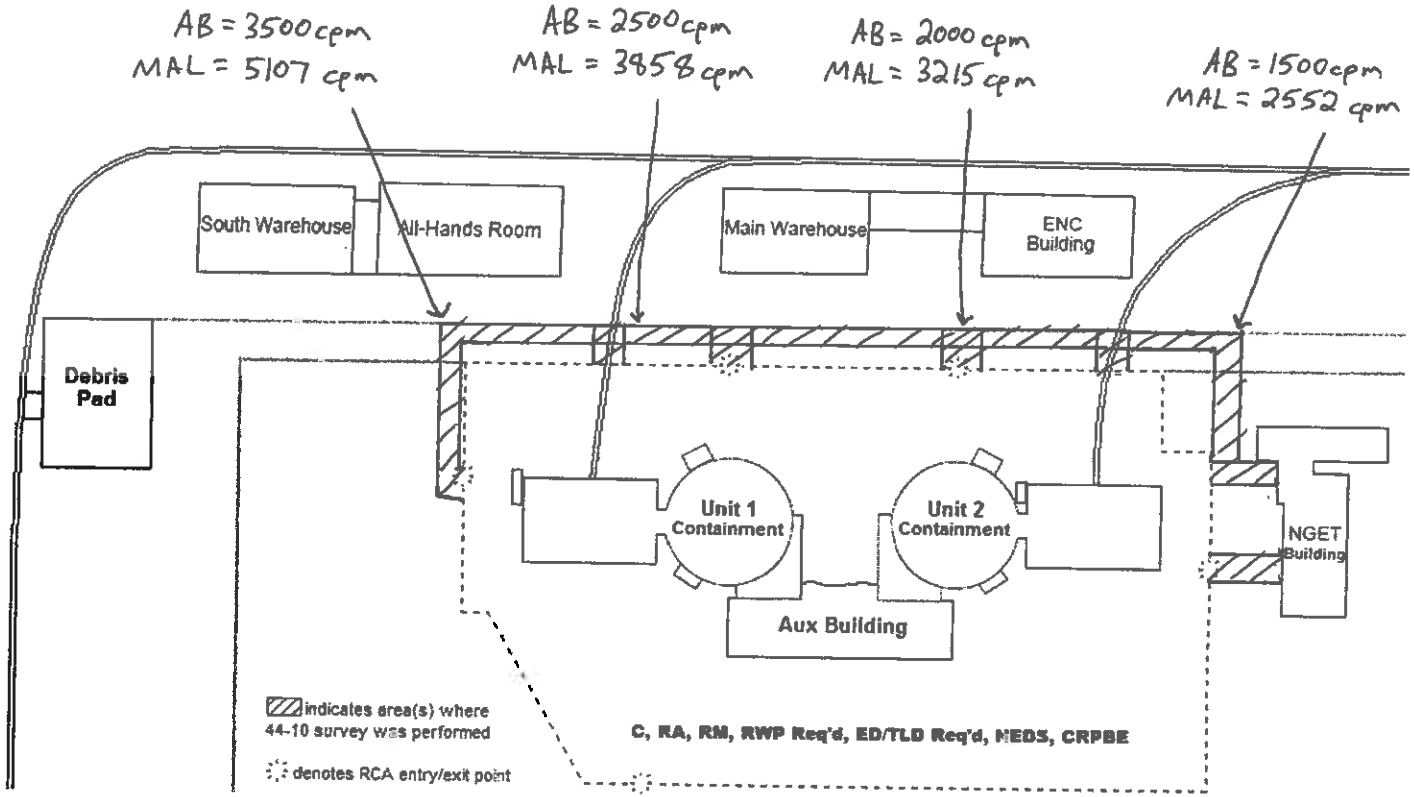

- collimator was used
- One DRP detected near unit 1 spur was removed
  - 12,000 cpm (44-10)
  - ~~1,000 dpm~~ CT 4.18.17
  - 100 cpm (M3)
- all other areas no counts above MAL

Peer Check (Signature): [signature] RPS Approval (Signature): [signature]

Survey #: 2017- 0980

Description: 44-10 U-1 O/S WALKWAY Date: 04/18/17 Time: 1400

Unit: N/A BLDG: N/A ELEV: N/A

Surveyor Name(s): (Print) PATRICK ARCHER (Sign) P A

ZIONSOLUTIONS

RWP: 2017 - 0 - 0012

Rad Posting: SEE MAP

Air Sample taken: ☐yes ☒no

Dosimetry Placement: ☒ Chest ☐Head ☐Thigh ☐Other N/A

Instrument Model	Serial #
M-12/44-10	302015
N/A	

All Smears and/or Large Area Swipes <1000 dpm/100cm² (unless noted below)

#	β-γ	α	#	β-γ	α	Masslinns Letter	β-γ
N/A							

DRPs detected : ☐Yes ☒No ☐N/A

Purpose of Survey:
- ☐ RWP
- ☒ Routine
- ☐ Investigational
- ☐ Release
- ☐ Other (specify)

Comments:
- ☐ Decon Recommended
- ☐ Shielding Recommended
- ☐ Release Recommended
- ☒ None
- ☐ Other (specify)

- - - - = Rad boundary
= Gamma dose rate
(#) = Smear location
△ = Air Sample
*### = Contact/ 30cm dose rates
AREA = Large area swipe
MAL = Minimum Action Level

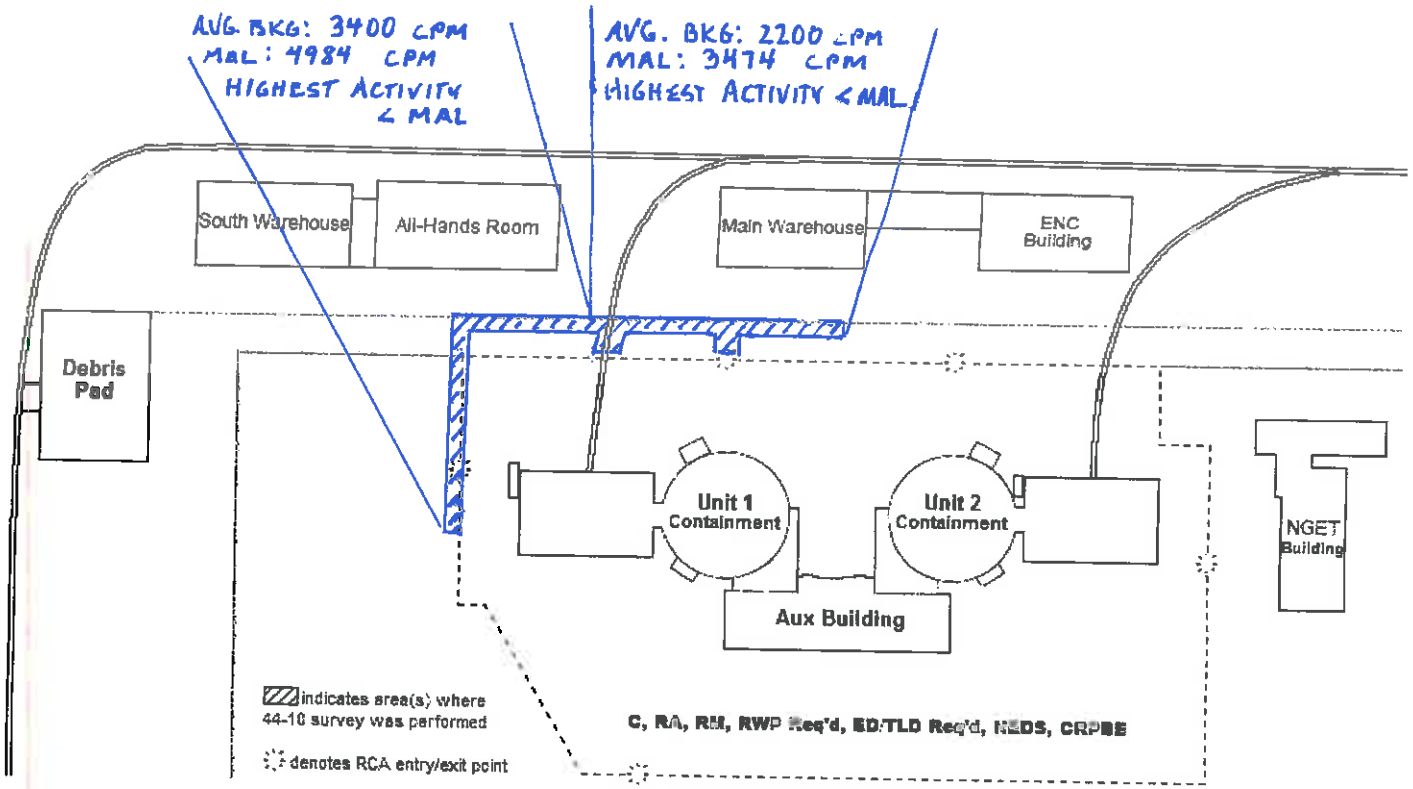

Peer Check (Signature): A Brogado

RPS Approval (Signature):

Survey #: 2017-0986

Unit: 2 BLDG: o/s ELEV: 592'

Description: U2 Daily Pathway Date: 4/18/17 Time: 1445

Surveyor Name(s): (Print) Cody Terp (Sign) CL T

ZIONSOLUTIONS LLC

RWP: 2017 - 0 - 0012

Rad Posting: N/A

Air Sample taken: ☐yes ☒no

Dosimetry Placement: ☒ Chest ☐Head ☐Thigh ☐Other N/A

Instrument Model	Serial #
M12/44-10	302015
M3	284399
N/A	N/A

All Smears and/or Large Area Swipes

<1000 dpm/100cm² (unless noted below)

#	β-γ	α	#	β-γ	α	Masslinns Letter	β-γ
			N		A		

DRPs detected: ☒Yes ☐No ☐N/A

Purpose of Survey:
- ☐ RWP
- ☒ Routine
- ☐ Investigational
- ☐ Release
- ☐ Other (specify)

Comments:
- ☐ Decon Recommended
- ☐ Shielding Recommended
- ☐ Release Recommended
- ☒ None
- ☐ Other (specify)

▪▪▪▪ = Rad boundary
= Gamma dose rate
(#) = Smear location
△ = Air Sample
*#/# = Contact/ 30cm dose rates
ABC = Large area swipe
MAL = Minimum Action Level

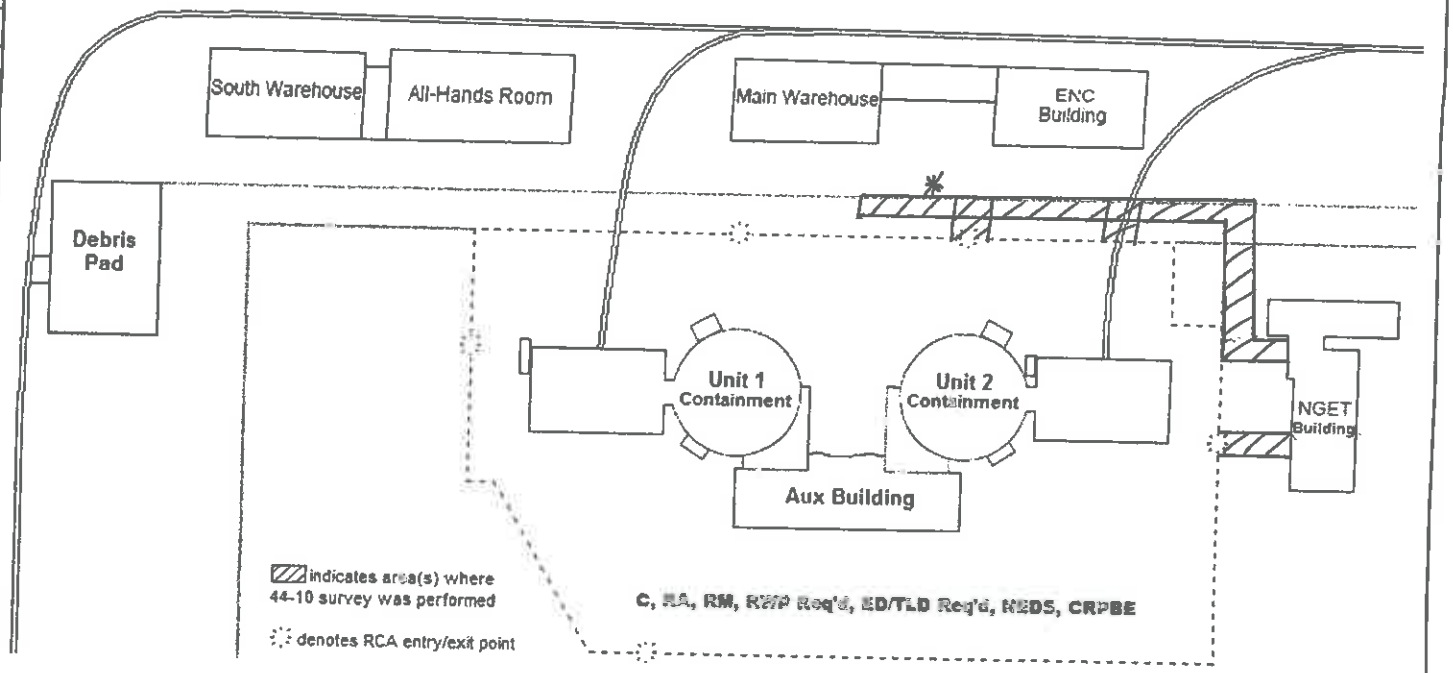

- collimator was used
- average background 1800 cpm
- * one DRP found and removed
  - 14,000 cpm (44-10)
  - 200 cpm (M3)
- all other areas less than MAL 2953 cpm

Peer Check (Signature): [signature]

RPS Approval (Signature): [signature]

Survey #: 2017-0994

Description: U-1 OUTSIDE WALKWAY Date: 04/19/17 Time: 1530

Unit: N/A BLDG: N/A ELEV: N/A

Surveyor Name(s): (Print) PATRICK ARCHER (Sign) P Archer

ZIONSOLUTIONS LLC

RWP: 2017 - 0 - 0012

Rad Posting: SEE MAP

Air Sample taken: ☐yes ☒no

Dosimetry Placement: ☒ Chest ☐Head ☐Thigh ☐Other N/A

Instrument Model	Serial #
M-12/4410	302044
N/A	

All Smears and/or Large Area Swipes <1000 dpm/100cm² (unless noted below)

#	β-γ	α	#	β-γ	α	Masslinns Letter	β-γ
				N/A			

DRPs detected: ☐Yes ☒No ☐N/A

Purpose of Survey:
- ☐ RWP
- ☒ Routine
- ☐ Investigational
- ☐ Release
- ☐ Other (specify)

Comments:
- ☐ Decon Recommended
- ☐ Shielding Recommended
- ☐ Release Recommended
- ☒ None
- ☐ Other (specify)

- - - - = Rad boundary
= Gamma dose rate
(#) = Smear location
△ = Air Sample
#/# = Contact/ 30cm dose rates
(Area) = Large area swipe
MAL = Minimum Action Level

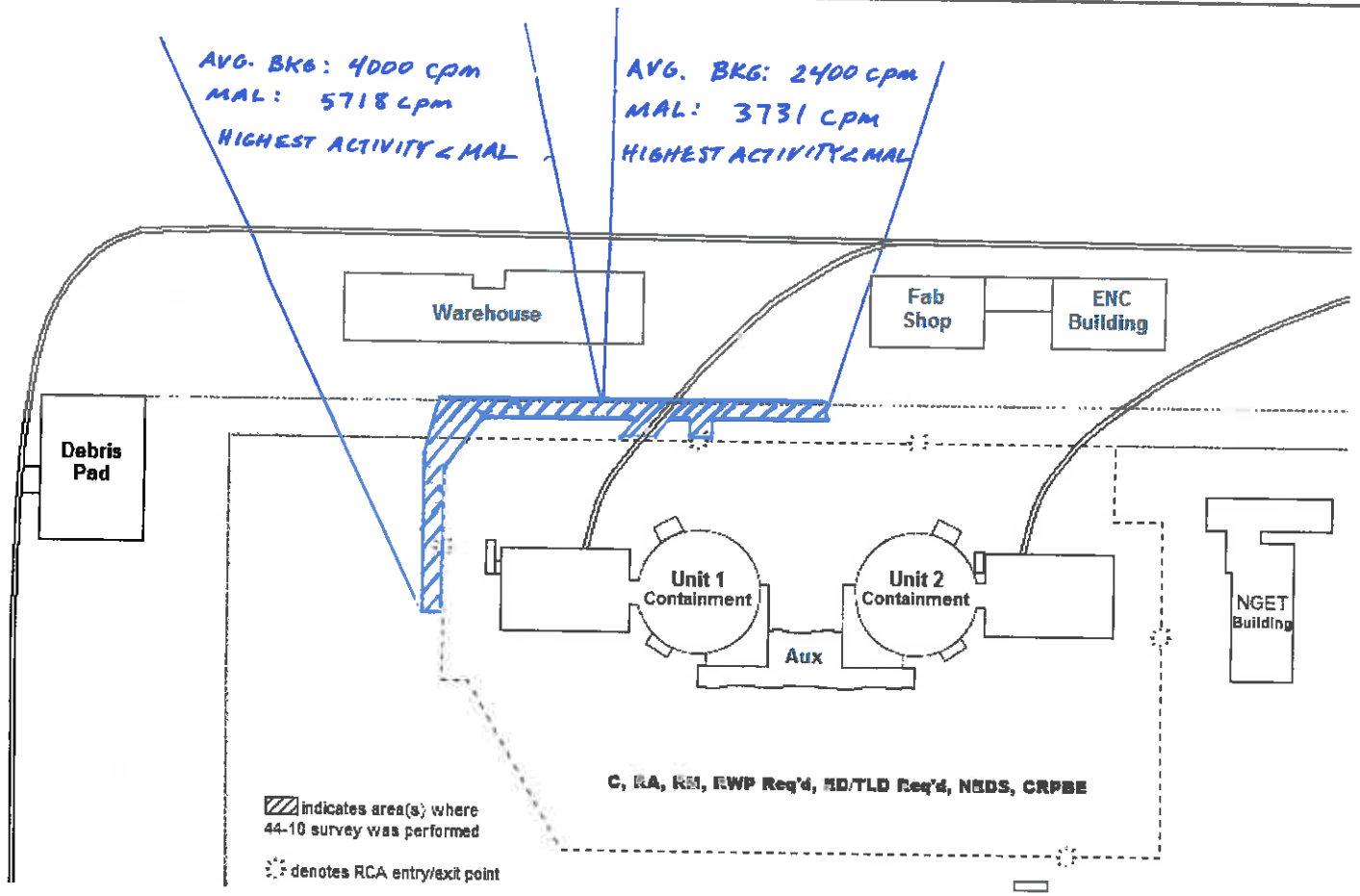

Peer Check (Signature): Keith Gilbert

RPS Approval (Signature): [signature]

CT 4.20.17

Survey #: ~~2017-0986~~ 2017-0999 Description: U2 DAILY PATHWAY Date: 4/19/17 Time: 1610

Unit: NA BLDG: O/S ELEV: 592 Surveyor Name(s): (Print) KEITH GILBERT (Sign) Keith Gilbert

ZIONSOLUTIONS LLC

RWP: 2017-0-0012 Rad Posting: SEE BELOW Air Sample taken: ☐yes ☒no

Dosimetry Placement: ☒Chest ☐Head ☐Thigh ☐Other NA

Instrument Model	Serial #
M-12 / 4410	302015
N/A	N/A

All Smears and/or Large Area Swipes <1000 dpm/100cm² (unless noted below)

#	β-γ	α	#	β-γ	α	Masslinns Letter	β-γ

DRPs detected : ☐Yes ☒No ☐N/A

Purpose of Survey:
- ☐ RWP
- ☒ Routine
- ☐ Investigational
- ☐ Release
- ☐ Other (specify)

Comments:
- ☐ Decon Recommended
- ☐ Shielding Recommended
- ☐ Release Recommended
- ☒ None
- ☐ Other (specify)

- - - - = Rad boundary
= Gamma dose rate
(#) = Smear location
△ = Air Sample
*### = Contact/ 30cm dose rates
LAS = Large area swipe
MAL = Minimum Action Level

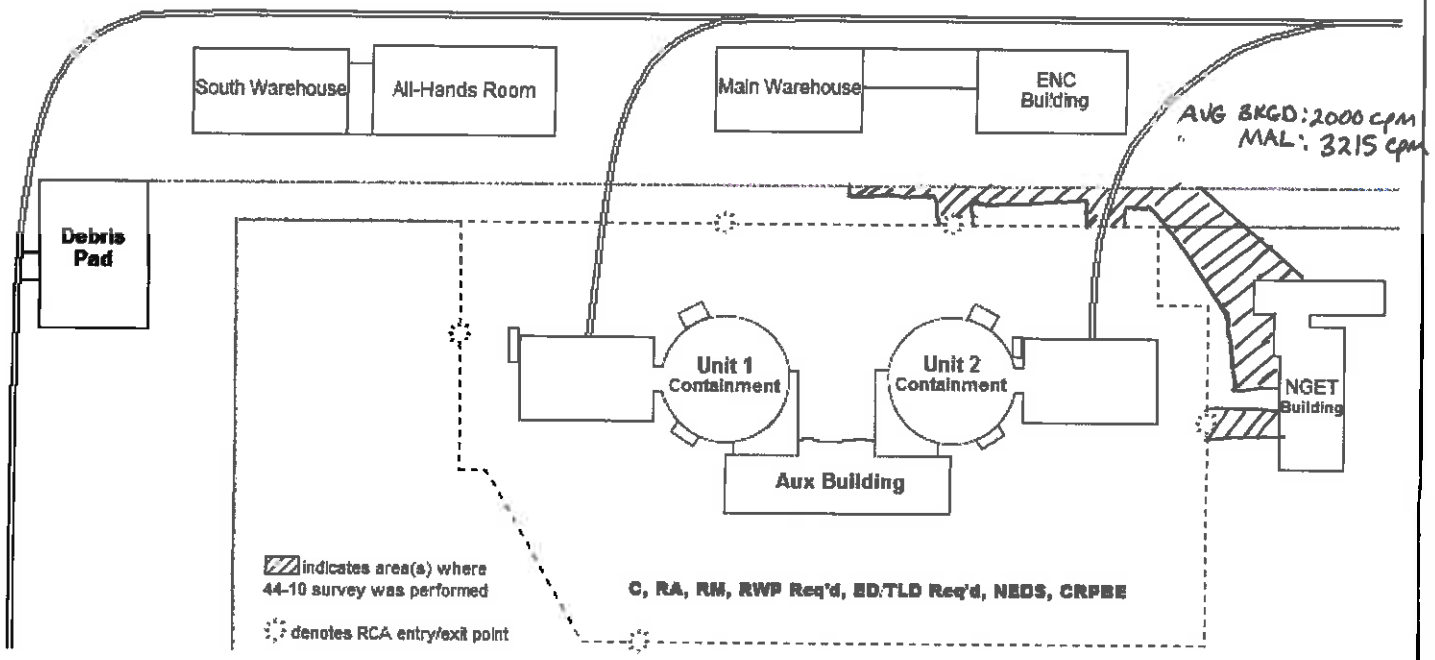

NO ACTIVITY FOUND ABOVE MAL

Peer Check (Signature): [signature] RPS Approval (Signature): [signature]

Survey #: 2017-1009

Description: U2 Pathway Daily Date: 4/20/17 Time: 1515

Unit: N/A BLDG: N/A ELEV: 592'

Surveyor Name(s): (Print) B. Goessl (Sign)

ZIONSOLUTIONS

RWP: 2017-0-0012

Rad Posting: N/A

Air Sample taken: ☐yes ☒no

Dosimetry Placement: ☒Chest ☐Head ☐Thigh ☐Other N/A

Instrument Model	Serial #
44-10	302015
A	A
N	N

All Smears and/or Large Area Swipes <1000 dpm/100cm² (unless noted below)

#	β-γ	α	#	β-γ	α
		N			

Masslinns

Letter	β-γ
A	

DRPs detected : ☐Yes ☒No ☐N/A

Purpose of Survey:
- ☐ RWP
- ☒ Routine
- ☐ Investigational
- ☐ Release
- ☐ Other (specify)

Comments:
- ☐ Decon Recommended
- ☐ Shielding Recommended
- ☐ Release Recommended
- ☒ None
- ☐ Other (specify)

- - - - = Rad boundary
= Gamma dose rate
(#) = Smear location
△ = Air Sample
*#/# = Contact/ 30cm dose rates
ABC = Large area swipe
MAL = Minimum Action Level

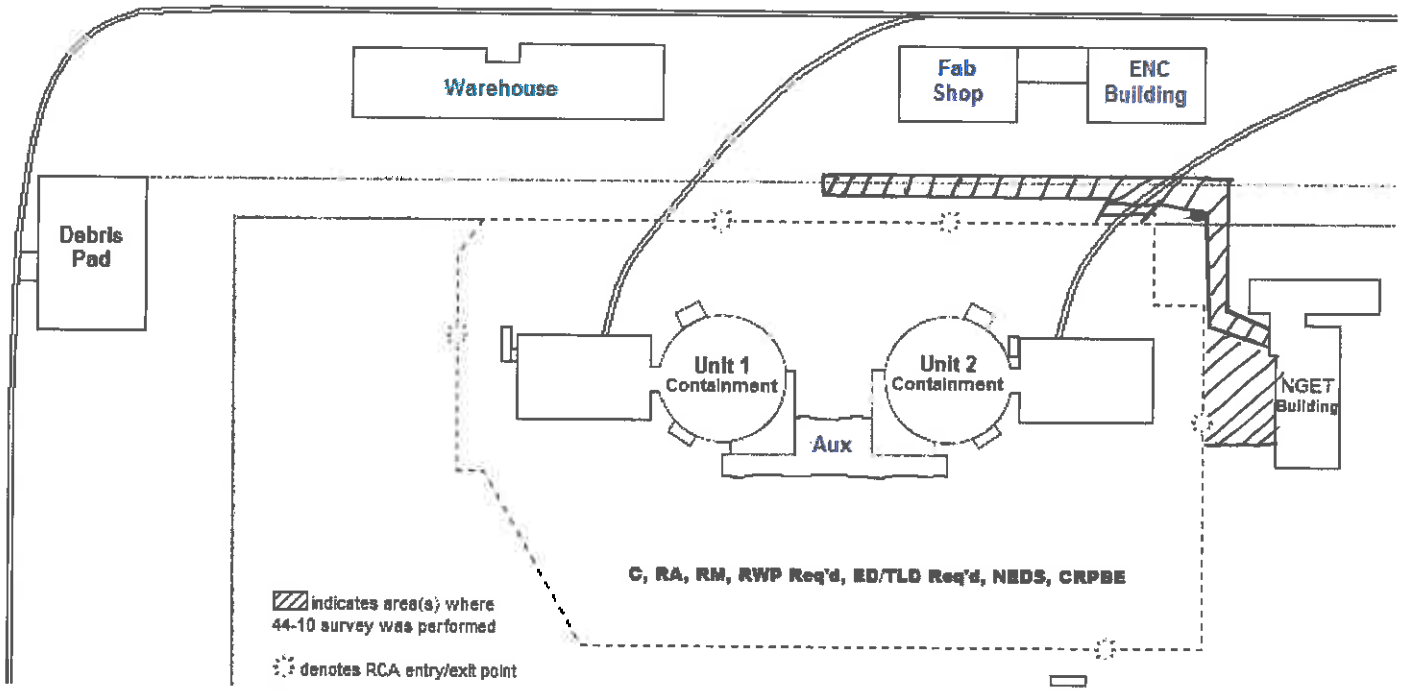

- Collimater was used.
- Average background 1900 cpm
- Minimum action limit 3084 cpm
- No counts above MAL

Peer Check (Signature): Keith Gilbert

RPS Approval (Signature):

Survey #: 2017-1014

Description: WALKWAYS & FHB AREA Date: 04/21/17 Time: 1600

Unit: N/A BLDG: N/A ELEV: N/A

Surveyor Name(s): (Print) P. ARCHER/Z. GINZEL (Sign) [signature]

ZIONSOLUTIONS

RWP: 2017 - 0 - 0003

Rad Posting: SEE MAP

Air Sample taken: ☐ yes ☒ no

Dosimetry Placement: ☒ Chest ☐ Head ☐ Thigh ☐ Other N/A

Instrument Model	Serial #
M-12/44-10	302015
M-12/44-10	301959
N/A	

All Smears and/or Large Area Swipes <1000 dpm/100cm² (unless noted below)

#	β-γ	α	#	β-γ	α	Masslinns Letter	β-γ
N/A							

DRPs detected: ☐ Yes ☒ No ☐ N/A

Purpose of Survey:
- ☐ RWP
- ☒ Routine
- ☐ Investigational
- ☐ Release
- ☐ Other (specify)

Comments:
- ☐ Decon Recommended
- ☐ Shielding Recommended
- ☐ Release Recommended
- ☒ None
- ☐ Other (specify)

- - - - = Rad boundary
= Gamma dose rate
(#) = Smear location
△ = Air Sample
*##/## = Contact/ 30cm dose rates
AL = ACTION LEVEL
AB = AVG. BKG.
Abc = Large area swipe
MAL = Minimum Action Level

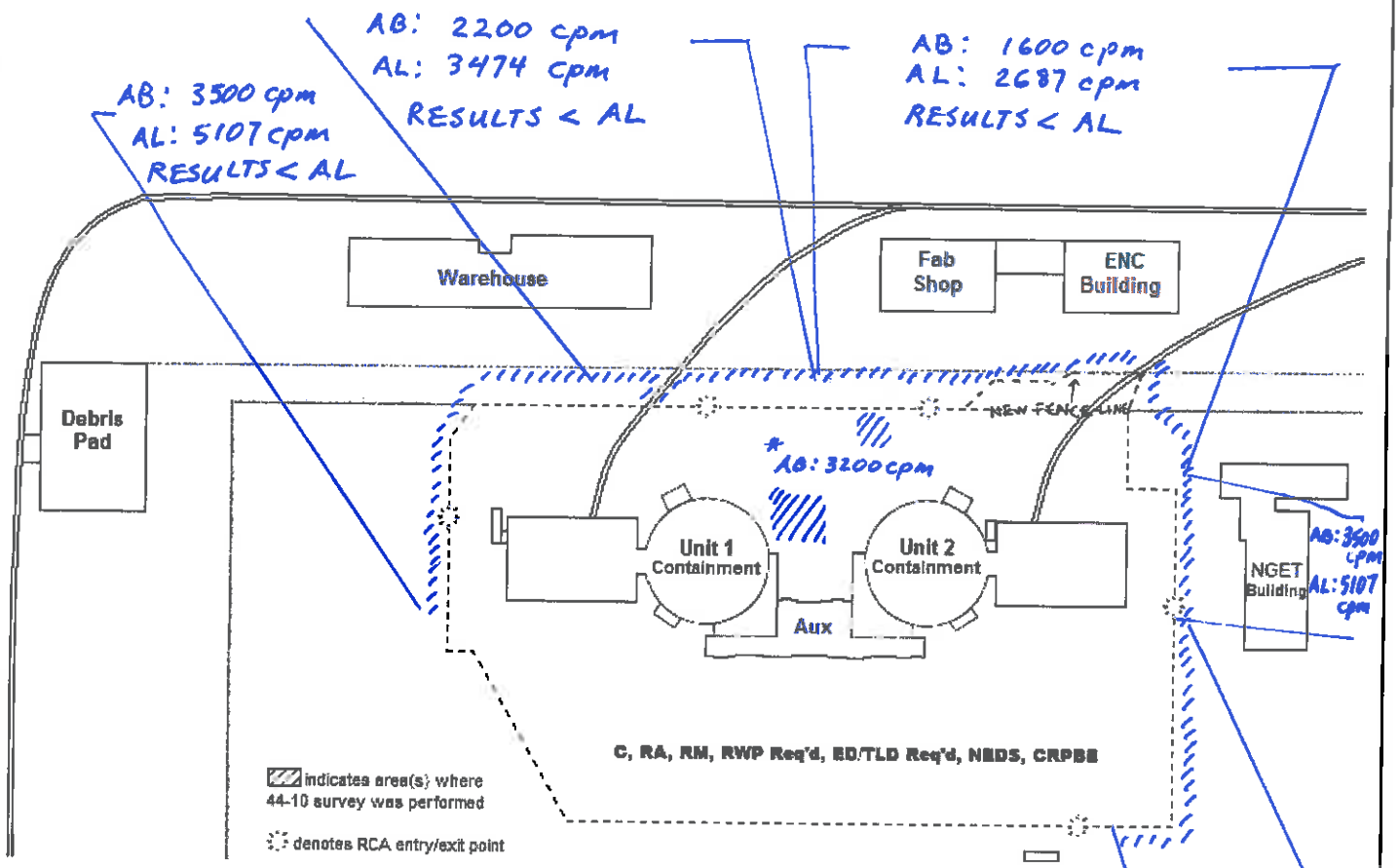

* AREAS OVER AL WERE FOUND AND WERE PREVIOUSLY DOCUMENTED TO BE FIXED IN CONCRETE.

Peer Check (Signature): [signature] RPS Approval (Signature): [signature]

Survey #: 2017-2019

Unit: Ø BLDG: N/A ELEV: 592'

Description: AUX BLDG WEST O/S WALKWAY Date: 4/22/17 Time: 1100

Surveyor Name(s): (Print) A. BRAGADO (Sign) [signature]

ZIONSOLUTIONS

RWP: 2017-0-0022

Rad Posting: SEE BELOW

Air Sample taken: ☐yes ☒no

Dosimetry Placement: ☒Chest ☐Head ☐Thigh ☐Other

All dose rates in mrem/hr unless otherwise noted

Instrument Model	Serial #
M12-#4410	302015
— N/A	—
— N/A	—

All Smears and/or Large Area Swipes <1000 dpm/100cm² (unless noted below)

#	β-γ	α	#	β-γ	α	Masslinns Letter	β-γ

N/A

DRPs detected: ☐Yes ☒No ☐N/A

Purpose of Survey:
- ☐ RWP
- ☒ Routine
- ☒ Investigational
- ☐ Release
- ☐ Other (specify)

Comments:
- ☐ Decon Recommended
- ☐ Shielding Recommended
- ☐ Release Recommended
- ☒ None
- ☐ Other (specify)

- - - - = Rad boundary
= Gamma dose rate
(#) = Smear location
△ = Air Sample
*#/# = Contact/ 30cm dose rates
ABC = Large area swipe
MAL = Minimum Action Level

C, RA, RM, RWP Req'd, ED/TLD Req'd, NEDS, CRPBE

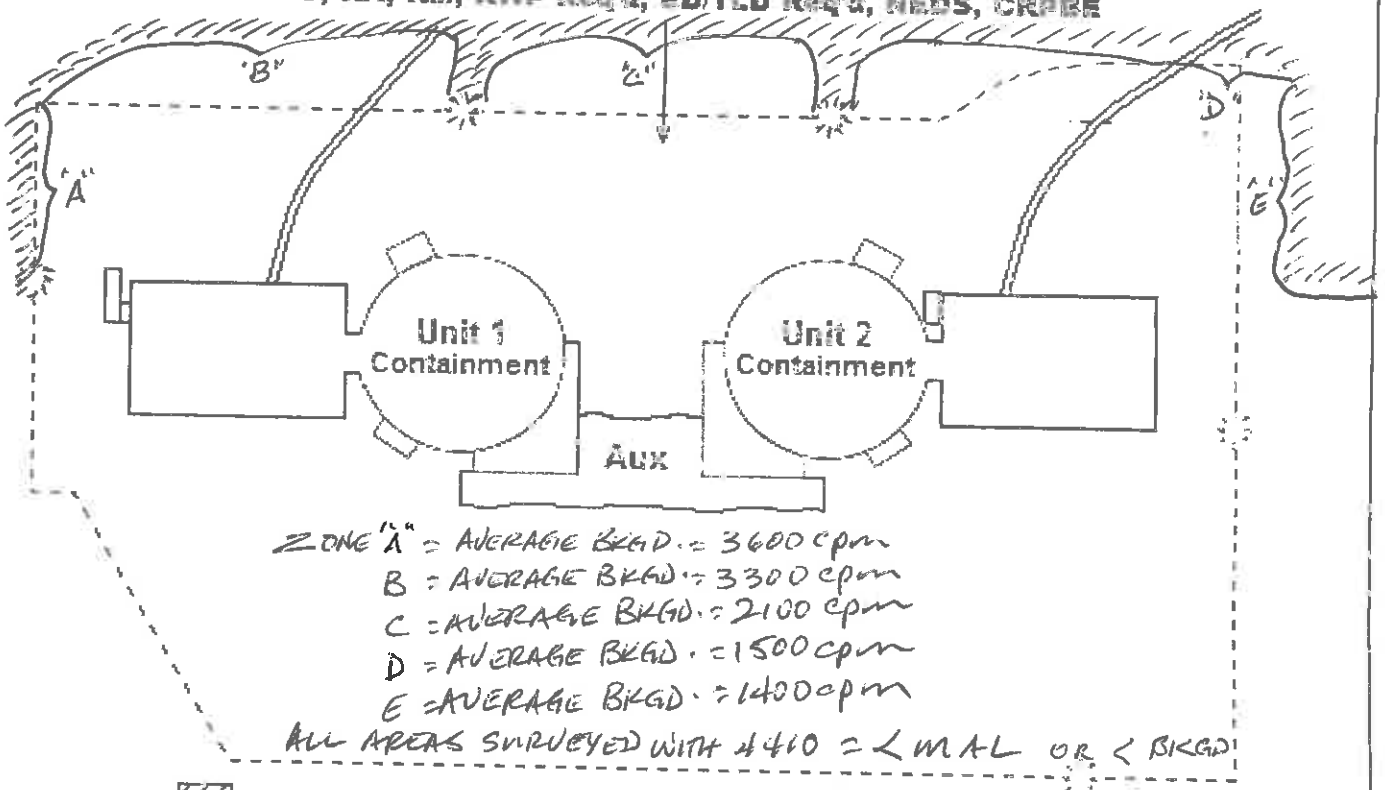

▨ indicates area(s) where 44-10 survey was performed

denotes RCA entry/exit point

Peer Check (Signature): RDm

RPS Approval (Signature): [signature]

Survey #: 2017-1036 Description: U2 Daily Pathway Date: 4/24/17 Time: 1600

Unit: 2 BLDG: o/s ELEV: 592' Surveyor Name(s): (Print) Cody Terp (Sign) CL T

ZIONSOLUTIONS

RWP: 2017 - 0 - 0012 Rad Posting: N/A Air Sample taken: ☐yes ☒no

Dosimetry Placement: ☒Chest ☐Head ☐Thigh ☐Other N/A

Instrument Model	Serial #
M12/44-10	289980
N/A	N/A

All Smears and/or Large Area Swipes <1000 dpm/100cm² (unless noted below)

#	β-γ	α	#	β-γ	α	Masslinns Letter	β-γ
				N			
					A		

DRPs detected : ☐Yes ☒No ☐N/A

Purpose of Survey:
- ☐ RWP
- ☒ Routine
- ☐ Investigational
- ☐ Release
- ☐ Other (specify)

Comments:
- ☐ Decon Recommended
- ☐ Shielding Recommended
- ☐ Release Recommended
- ☒ None
- ☐ Other (specify)

- - - - = Rad boundary
= Gamma dose rate
(#) = Smear location
△ = Air Sample
*### = Contact/ 30cm dose rates
AB = average background
[AB] = Large area swipe
MAL = Minimum Action Level

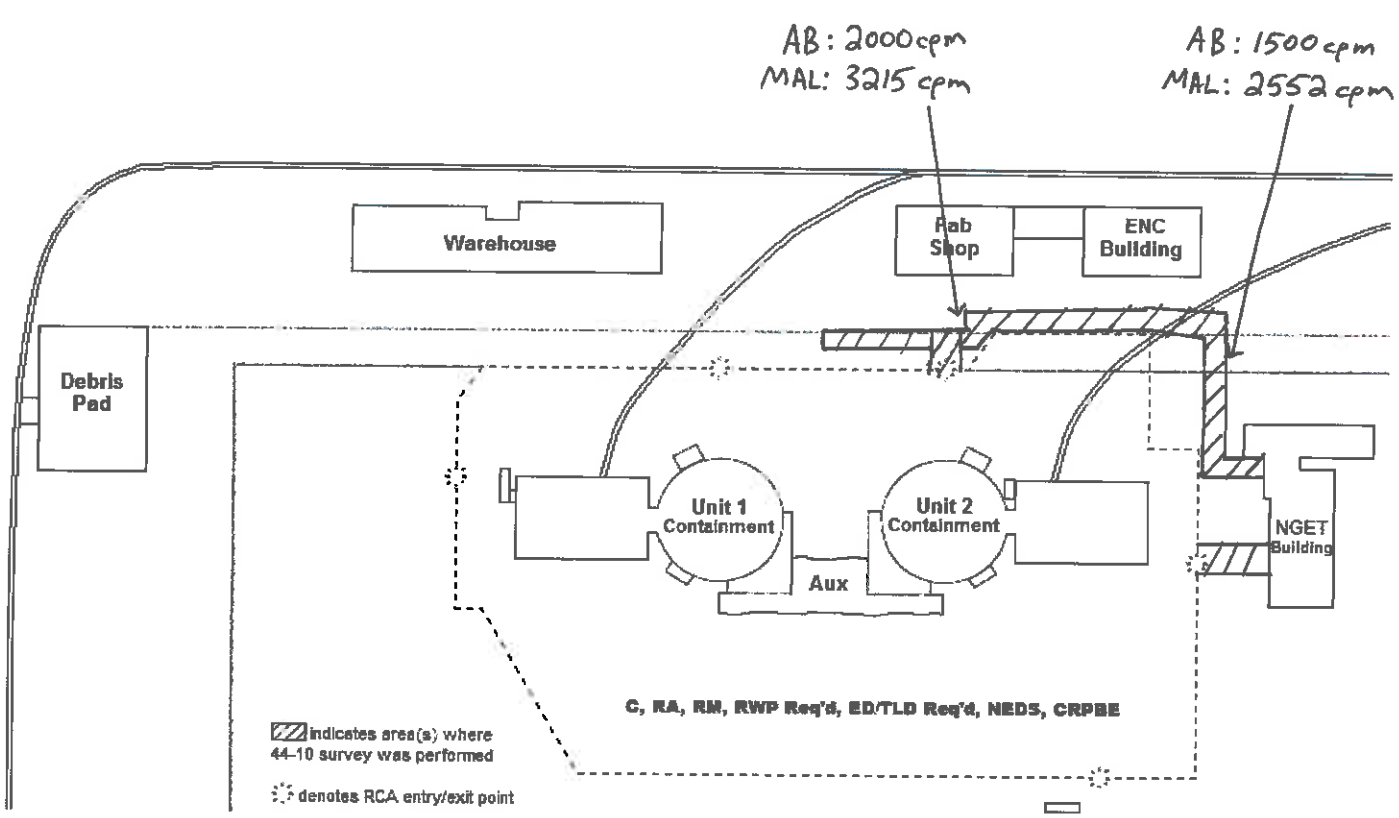

- collimator was used
- no counts above MAL

Peer Check (Signature): Heath Gilbert RPS Approval (Signature):

Survey #: 2017-1043 Description: 44-10 ROUTINE Date: 04/24/17 Time: 1530

Unit: N/A BLDG: N/A ELEV: N/A Surveyor Name(s): (Print) P. ARCHER (Sign) [signature]

ZION SOLUTIONS LLC

RWP: 2017 - 0 - 0012 Rad Posting: SEE MAP Air Sample taken: ☐yes ☒no

Dosimetry Placement: ☒ Chest ☐ Head ☐ Thigh ☐ Other N/A

Instrument Model	Serial #
44-10	302015
N/A	

All Smears and/or Large Area Swipes <1000 dpm/100cm² (unless noted below)

#	β-γ	α	#	β-γ	α	Masslinns Letter	β-γ
N/A							

DRPs detected: ☐Yes ☒No ☐N/A

Purpose of Survey:
- ☐ RWP
- ☒ Routine
- ☐ Investigational
- ☐ Release
- ☐ Other (specify)

Comments:
- ☐ Decon Recommended
- ☐ Shielding Recommended
- ☐ Release Recommended
- ☒ None
- ☐ Other (specify)

- - - - = Rad boundary
= Gamma dose rate
(#) = Smear location
△ = Air Sample
*## = Contact/ 30cm dose rates
ABC = Large area swipe
MAL = Minimum Action Level

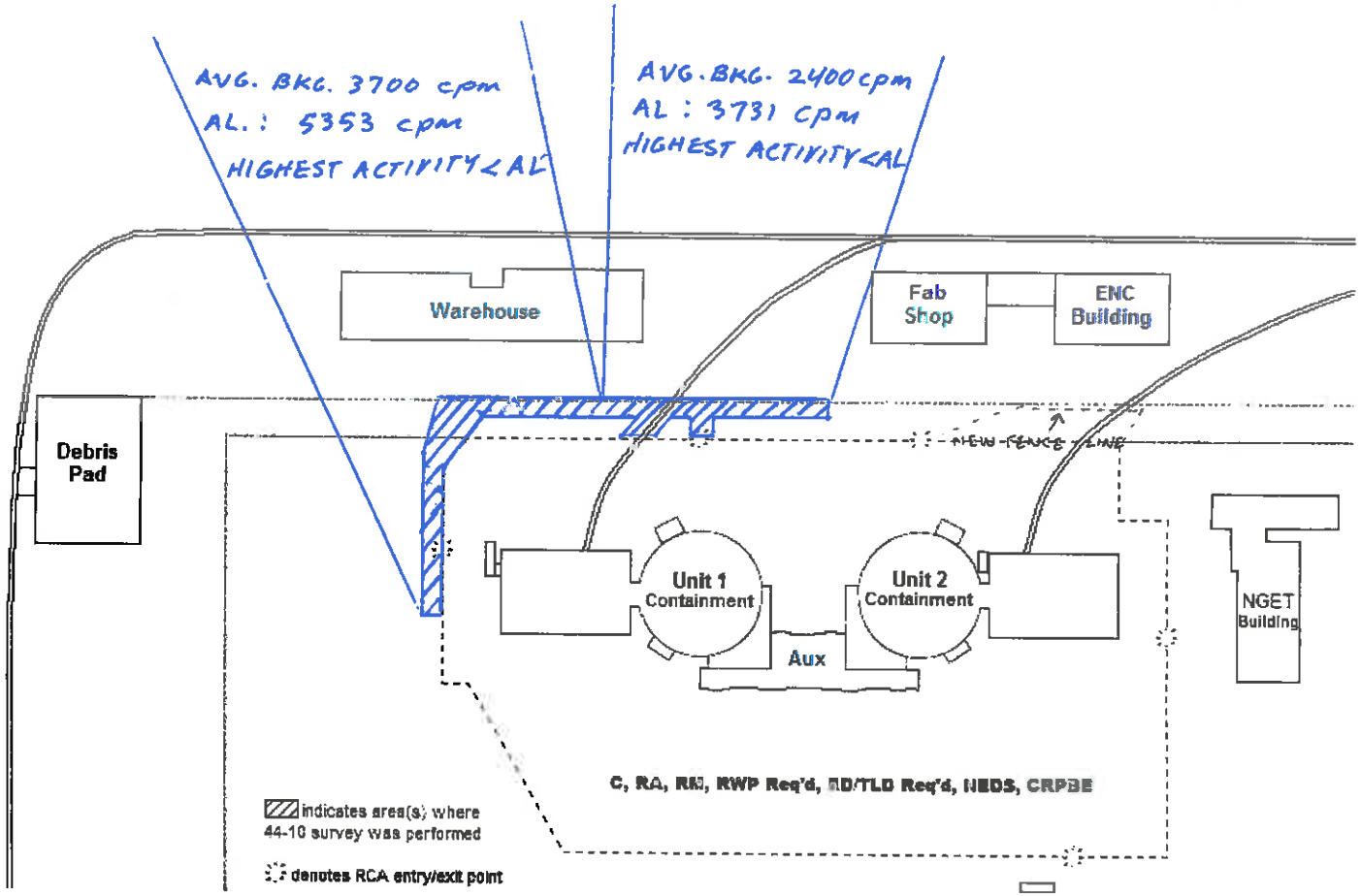

Peer Check (Signature): [signature] RPS Approval (Signature): [signature]

Survey #: 2017-1063 Description: 44-10 U-1 WALKWAY Date: 04/25/17 Time: 1600

Unit: N/A BLDG: N/A ELEV: N/A Surveyor Name(s): (Print) P. ARCHER (Sign) [signature]

ZIONSOLUTIONS LLC

RWP: 2017 - 0 - 0012 Rad Posting: SEE MAP Air Sample taken: ☐yes ☒no

Dosimetry Placement: ☒ Chest ☐ Head ☐ Thigh ☐ Other N/A

Instrument Model	Serial #
M12/44-10	302015
N/A	

All Smears and/or Large Area Swipes <1000 dpm/100cm² (unless noted below)

#	β-γ	α	#	β-γ	α	Masslinns Letter	β-γ
N/A							

DRPs detected: ☐Yes ☒No ☐N/A

Purpose of Survey:
- ☐ RWP
- ☒ Routine
- ☐ Investigational
- ☐ Release
- ☐ Other (specify)

Comments:
- ☐ Decon Recommended
- ☐ Shielding Recommended
- ☐ Release Recommended
- ☒ None
- ☐ Other (specify)

- - - - = Rad boundary
= Gamma dose rate
(#) = Smear location
△ = Air Sample
*### = Contact/ 30cm dose rates
AL = ACTION LIMIT
ABC = Large area swipe
MAL = Minimum Action Level

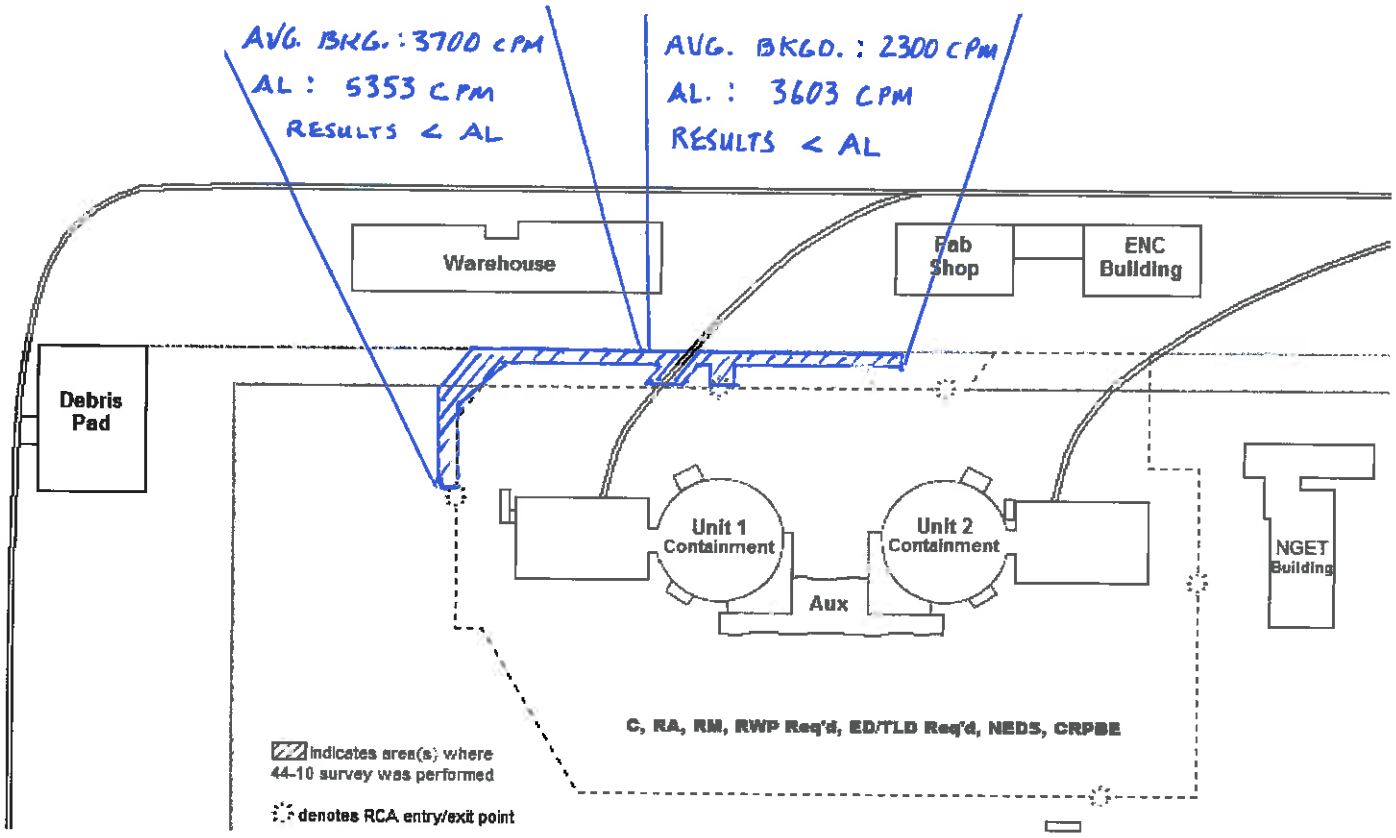

Peer Check (Signature): [signature] RPS Approval (Signature): [signature]

Survey #: 2017 - 1065

Description: U2 Pathway Daily Date: 4 /25/17 Time: 1315

Unit: N/A BLDG: N/A ELEV: 592'

Surveyor Name(s): (Print) B. Goess (Sign)

ZIONSOLUTIONS LLC

RWP: 2017 - 0 - 0012

Rad Posting: N/A

Air Sample taken: ☐yes ☒no

Dosimetry Placement: ☒Chest ☐Head ☐Thigh ☐Other N/A

Instrument Model	Serial #
44-10	274196
A	A
N	N

All Smears and/or Large Area Swipes

<1000 dpm/100cm² (unless noted below)

#	β-γ	α	#	β-γ	α	Masslinns Letter	β-γ
					A		
			N				

DRPs detected : ☐Yes ☒No ☐N/A

Purpose of Survey:
- ☐ RWP
- ☒ Routine
- ☐ Investigational
- ☐ Release
- ☐ Other (specify)

Comments:
- ☐ Decon Recommended
- ☐ Shielding Recommended
- ☐ Release Recommended
- ☒ None
- ☐ Other (specify)

- - - - = Rad boundary
= Gamma dose rate
(#) = Smear location
△ = Air Sample
*### = Contact/ 30cm dose rates
ABC = Large area swipe
MAL = Minimum Action Level

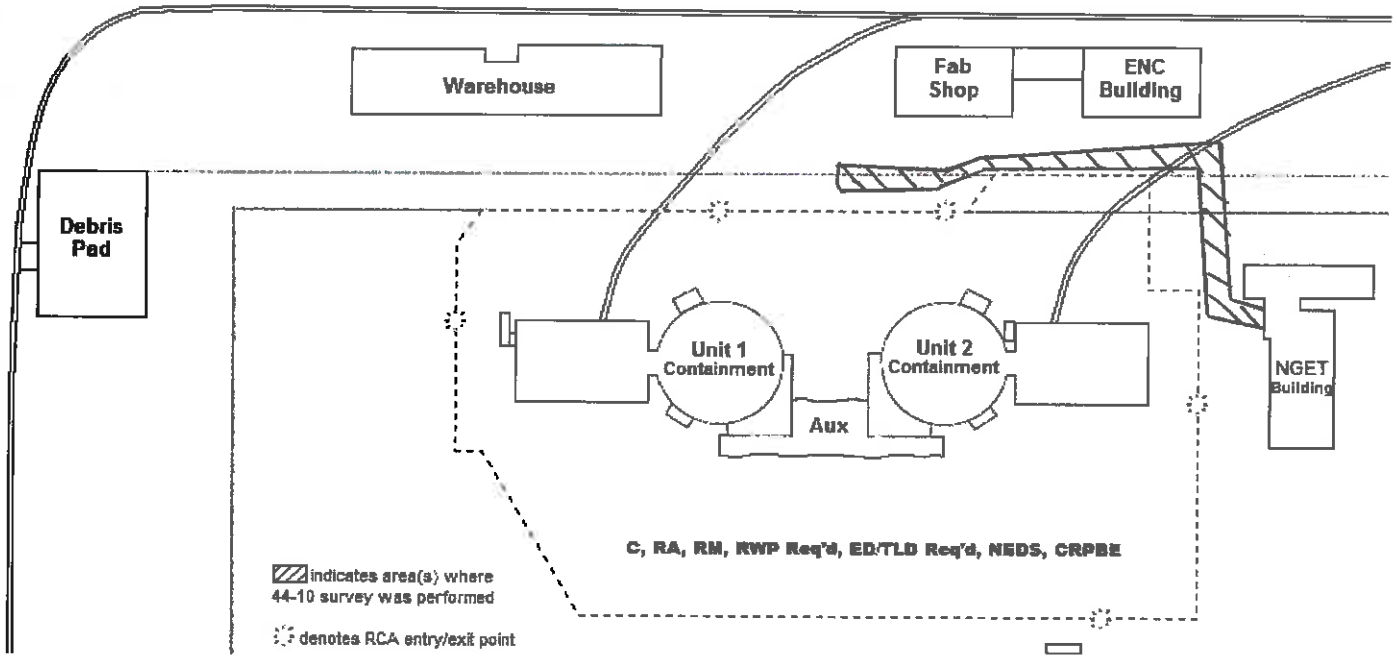

- Collimater was used
- Average background: 1800 cpm
- Minimum action limit: 2953 cpm
- No counts above MAL

Peer Check (Signature): PA

RPS Approval (Signature):

Survey #: 2017 - 1096 Description: U2 Pathway Date: 4/27/17 Time: 1545

Unit: 2 BLDG: O/S ELEV: 592 Surveyor Name(s): (Print) KEITH GILBERT (Sign) Keith Gilbert

ZIONSOLUTIONS LLC

RWP: 2017 - 0 - 0012 Rad Posting: NA Air Sample taken: ☐yes ☒no

Dosimetry Placement: ☒Chest ☐Head ☐Thigh ☐Other NA

Instrument Model	Serial #
M-4410/12	274196
N/A	N/A

All Smears and/or Large Area Swipes <1000 dpm/100cm² (unless noted below)

#	β-γ	α	#	β-γ	α	Masslinns Letter	β-γ

N/A

DRPs detected : ☐Yes ☒No ☐N/A

Purpose of Survey:
- ☐ RWP
- ☒ Routine
- ☐ Investigational
- ☐ Release
- ☐ Other (specify)

Comments:
- ☐ Decon Recommended
- ☐ Shielding Recommended
- ☐ Release Recommended
- ☒ None
- ☐ Other (specify)

- - - - = Rad boundary
= Gamma dose rate
(#) = Smear location
△ = Air Sample
= Contact/ 30cm dose rates
LES = Large area swipe
MAL = Minimum Action Level

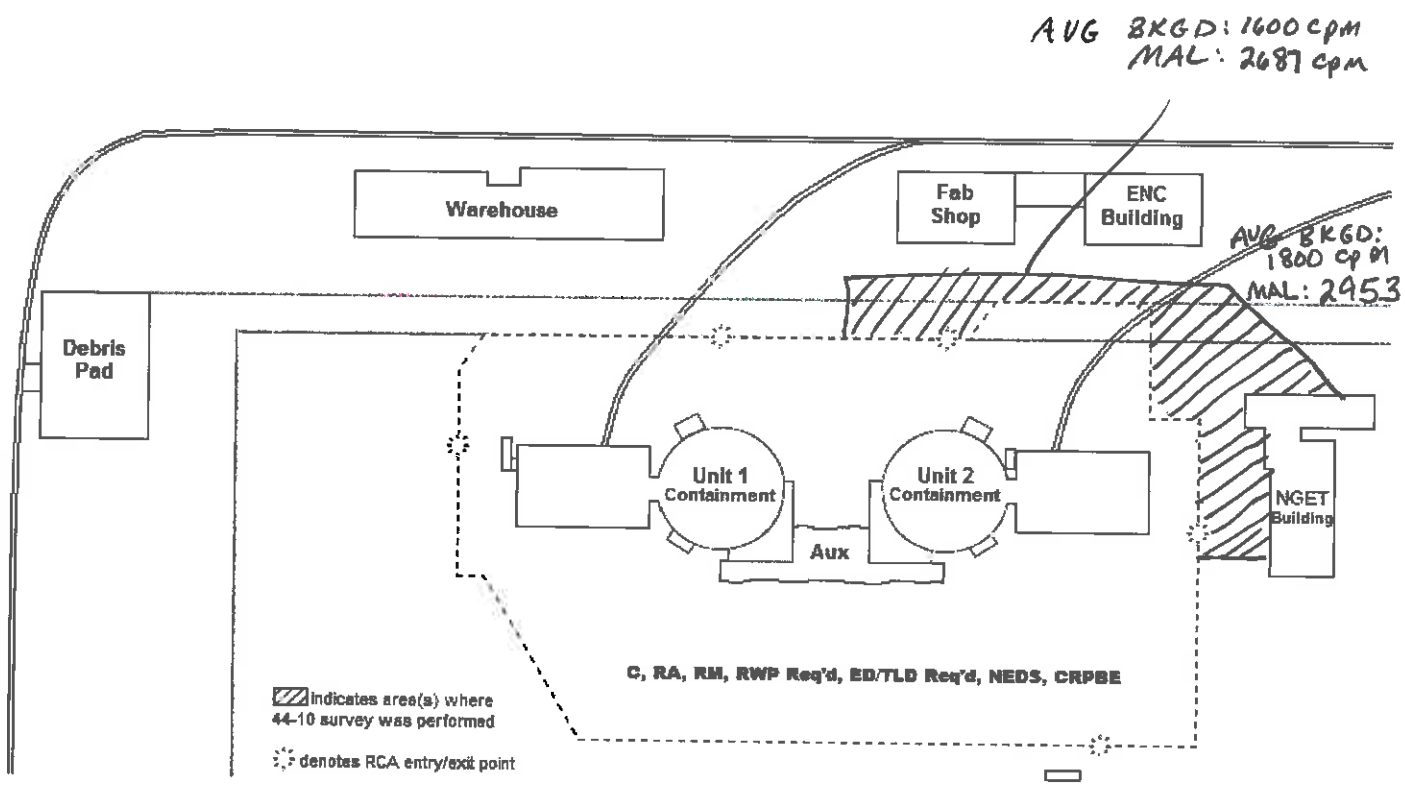

NO ACTIVITY FOUND ABOVE MAL

Peer Check (Signature): [signature] RPS Approval (Signature): [signature]

Survey #: 2017-1100 Description: U-1 WALK WAY & EXCAVATOR PATH Date: 04/27/17 Time: 1500

Unit: N/A BLDG: N/A ELEV: N/A Surveyor Name(s): (Print) P. ARCHER (Sign) [signature]

ZIONSOLUTIONS LLC

RWP: 2017 - 0 - 0012 Rad Posting: SEE MAP Air Sample taken: ☐yes ☒no

Dosimetry Placement: ☒ Chest ☐Head ☐Thigh ☐Other N/A

Instrument Model	Serial #
M-12 / 44-10	274196
N/A	

All Smears and/or Large Area Swipes <1000 dpm/100cm² (unless noted below)

#	β-γ	α	#	β-γ	α	Masslinns Letter	β-γ
N/A							

DRPs detected : ☐Yes ☒No ☐N/A

Purpose of Survey:
- ☐ RWP
- ☒ Routine
- ☐ Investigational
- ☐ Release
- ☐ Other (specify)

Comments:
- ☐ Decon Recommended
- ☐ Shielding Recommended
- ☐ Release Recommended
- ☒ None
- ☐ Other (specify)

- - - - = Rad boundary
= Gamma dose rate
(#) = Smear location
△ = Air Sample
*## = Contact/ 30cm dose rates
AL = ACTION LIMIT
ABC = Large area swipe
MAL = Minimum Action Level

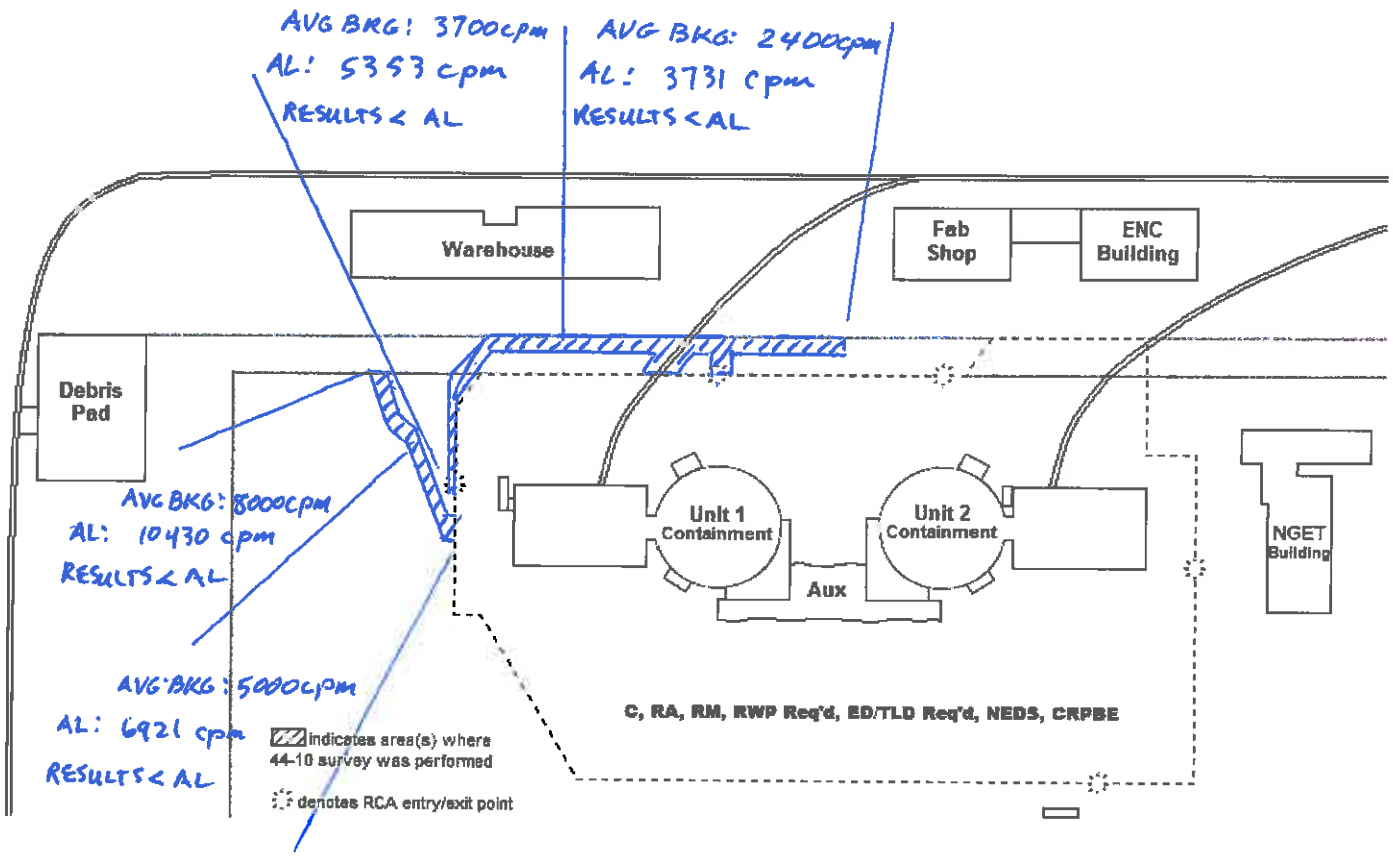

Peer Check (Signature): [signature] RPS Approval (Signature): [signature]

Survey #: 2017-1106 Description: OUTSIDE WALKWAYS Date: 04/28/17 Time: 1500

Unit: N/A BLDG: N/A ELEV: N/A Surveyor Name(s): (Print) P. ARCHER (Sign) P. Archer

ZIONSOLUTIONS LLC

RWP: 2017 - 0 - 0003 Rad Posting: SEE MAP Air Sample taken: ☐yes ☒no

Dosimetry Placement: ☒ Chest ☐Head ☐Thigh ☐Other N/A

Instrument Model	Serial #
M-12/44-10	274196
N/A	

All Smears and/or Large Area Swipes <1000 dpm/100cm² (unless noted below)

#	β-γ	α	#	β-γ	α	Masslinns Letter	β-γ
N/A							

DRPs detected : ☐Yes ☒No ☐N/A

Purpose of Survey:
- ☐ RWP
- ☒ Routine
- ☐ Investigational
- ☐ Release
- ☐ Other (specify)

Comments:
- ☐ Decon Recommended
- ☐ Shielding Recommended
- ☐ Release Recommended
- ☒ None
- ☐ Other (specify)

- - - - = Rad boundary
= Gamma dose rate
(#) = Smear location
△ = Air Sample
*## = Contact/ 30cm dose rates
AL = ACTION LIMIT
LAS = Large area swipe
MAL = Minimum Action Level

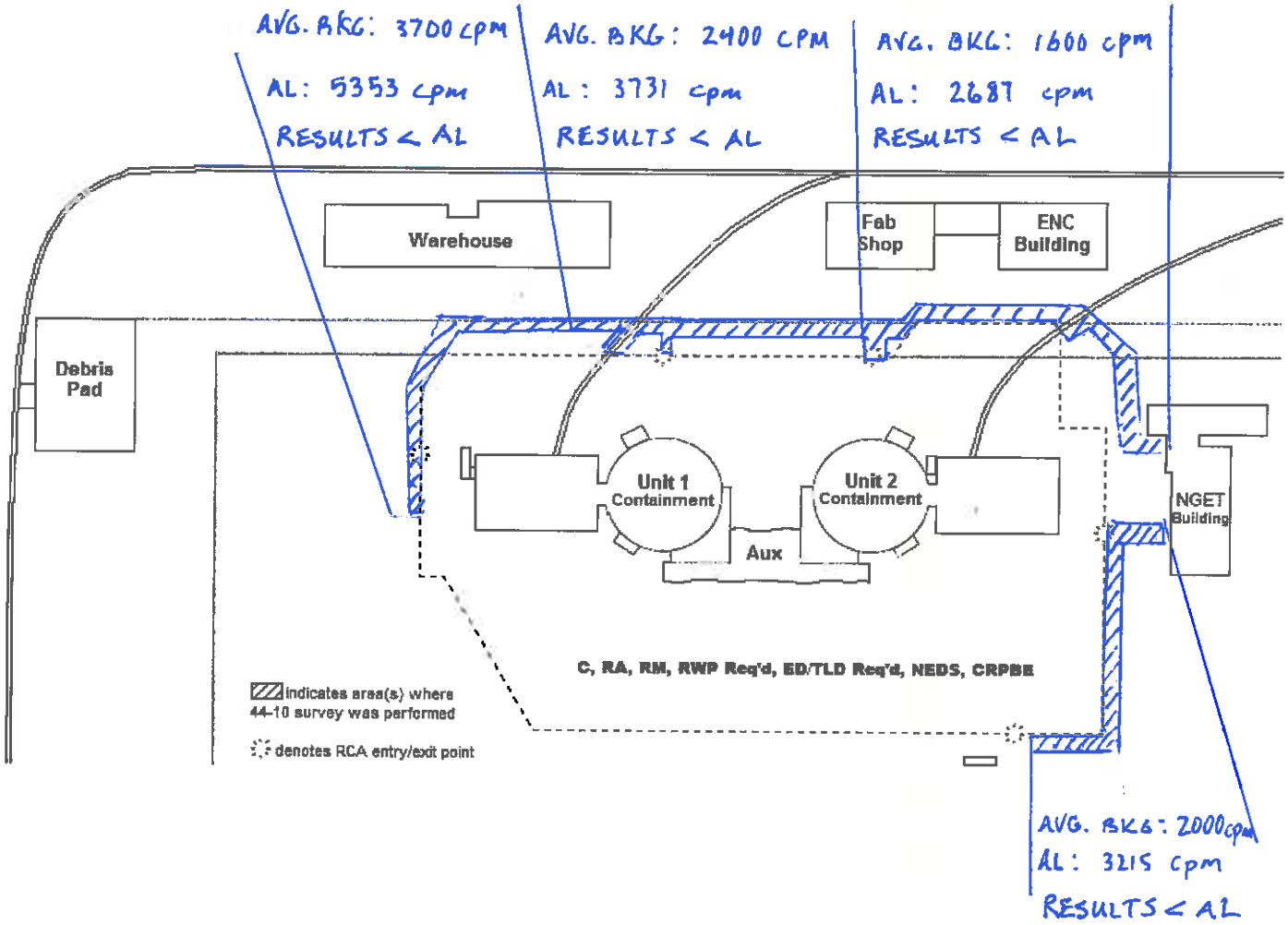

Peer Check (Signature): M. McC RPS Approval (Signature): [signature]

Survey #: 2017-1109

Description: EAST SIDE I/S Fence BOUNDARY Date: 4/28/17 Time: 1600

Unit: NA BLDG: O/S ELEV: 592

Surveyor Name(s): (Print) KEITH GILBERT (Sign) Keith Gilbert

ZION SOLUTIONS LLC

RWP: 2017-0-0003

Rad Posting: SEE BELOW

Air Sample taken: ☐yes ☒no

Dosimetry Placement: ☒Chest ☐Head ☐Thigh ☐Other NA

Instrument Model	Serial #
M 12/4410	302015
N/A	N/A

All Smears and/or Large Area Swipes <1000 dpm/100cm² (unless noted below)

#	β-γ	α	#	β-γ	α	Masslinns Letter	β-γ

N/A

DRPs detected : ☐Yes ☒No ☐N/A

Purpose of Survey:
- ☐ RWP
- ☒ Routine
- ☐ Investigational
- ☐ Release
- ☐ Other (specify)

Comments:
- ☐ Decon Recommended
- ☐ Shielding Recommended
- ☐ Release Recommended
- ☒ None
- ☐ Other (specify)

- - - - = Rad boundary
= Gamma dose rate
(#) = Smear location
△ = Air Sample
*### = Contact/ 30cm dose rates
LAS = Large area swipe
MAL = Minimum Action Level

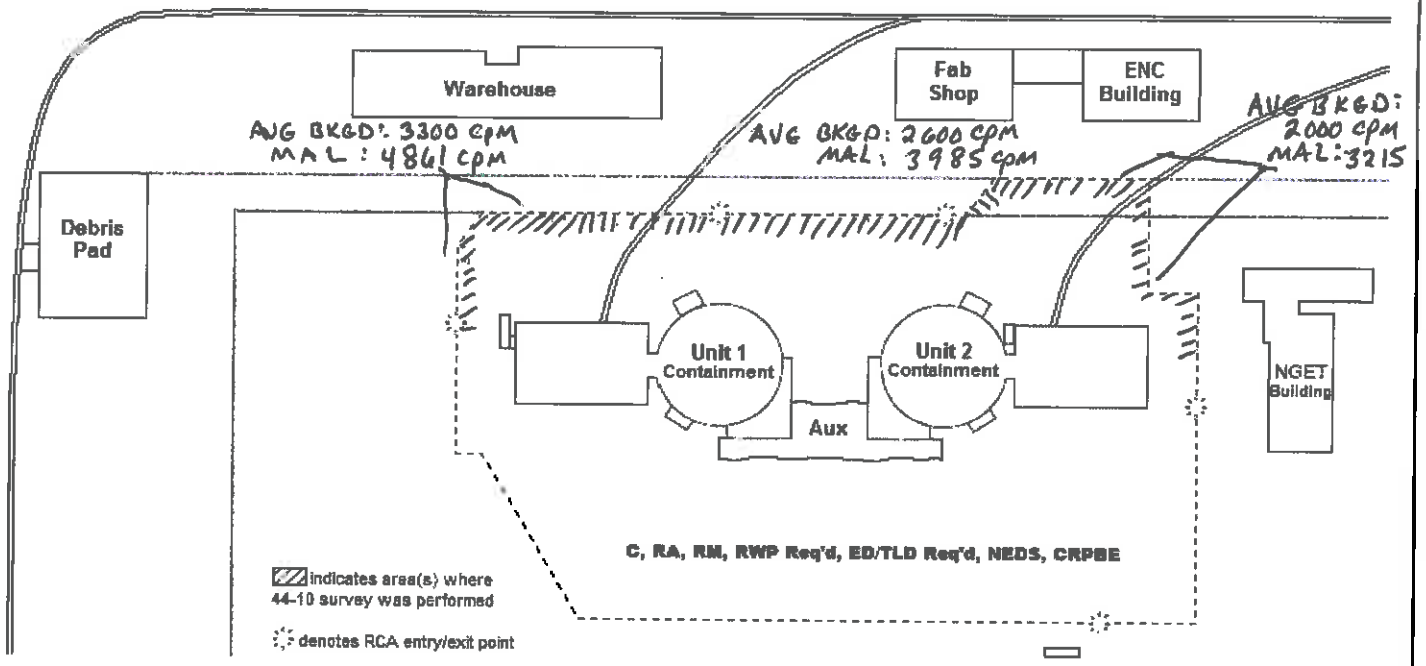

NO ACTIVTY FOUND ABOVE MAL

Peer Check (Signature): [signature]

RPS Approval (Signature): [signature]

Survey #: 2017-1117

Description: 44-10 WALKWAYS O/S

Date: 04/29/17

Time: 1530

Unit: N/A BLDG: N/A ELEV: N/A

Surveyor Name(s): (Print) P. ARCHER (Sign) P. A[illegible]

ZION SOLUTIONS LLC

RWP: 2017 - 0 - 0003

Rad Posting: SEE MAP

Air Sample taken: ☐yes ☒no

Dosimetry Placement: ☒Chest ☐Head ☐Thigh ☐Other N/A

Instrument Model	Serial #
M-12/44-10	302015
N/A	

All Smears and/or Large Area Swipes

<1000 dpm/100cm² (unless noted below)

#	β-γ	α	#	β-γ	α	Masslinns Letter	β-γ
N/A							

DRPs detected : ☐Yes ☒No ☐N/A

Purpose of Survey:

- ☐ RWP
- ☒ Routine
- ☐ Investigational
- ☐ Release
- ☐ Other (specify)

Comments:

- ☐ Decon Recommended
- ☐ Shielding Recommended
- ☐ Release Recommended
- ☒ None
- ☐ Other (specify)

- - - - = Rad boundary

*#/# = Contact/ 30cm dose rates

= Gamma dose rate

(#) = Smear location

ABC = Large area swipe

△ = Air Sample

MAL = Minimum Action Level

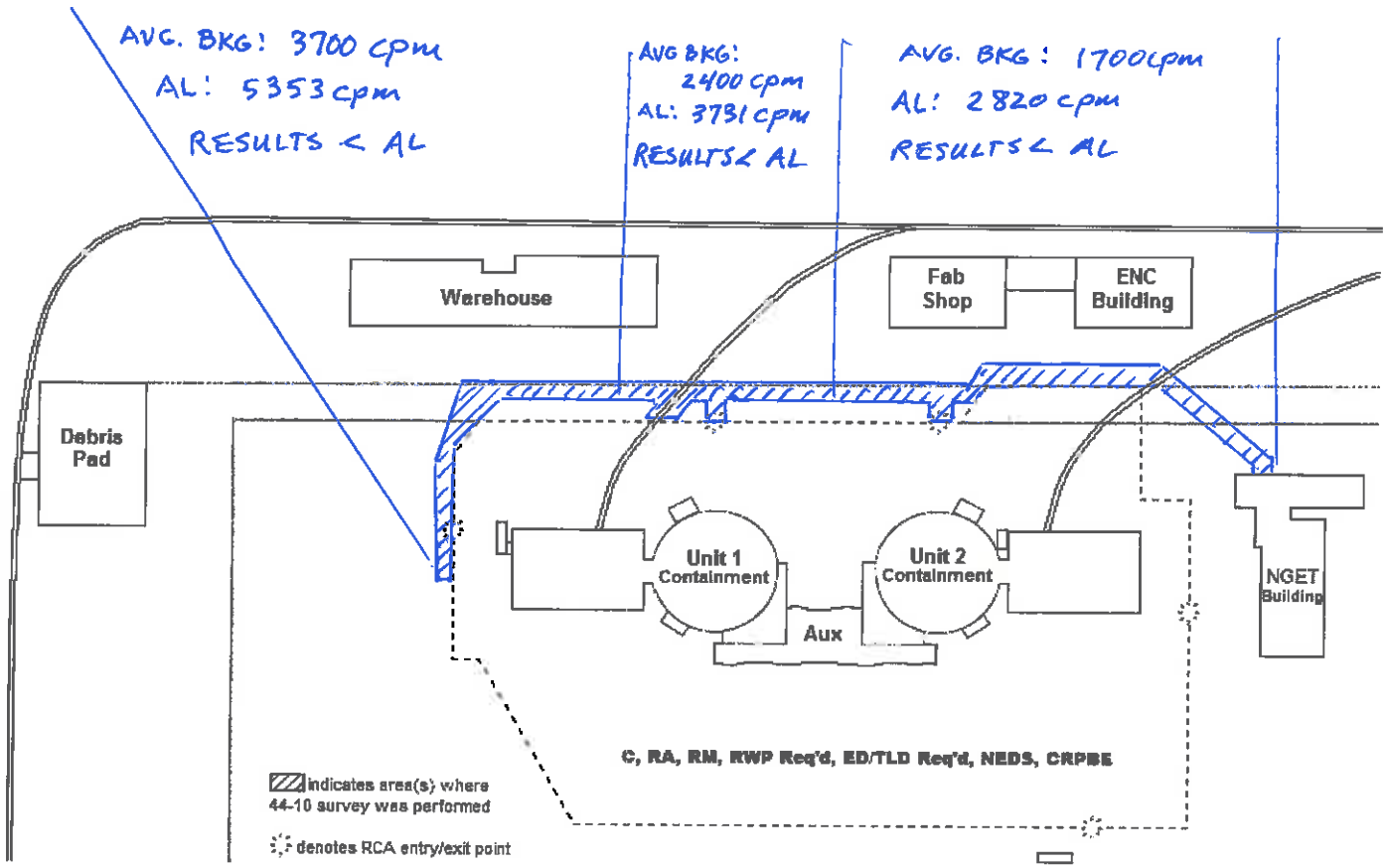

Peer Check (Signature): [signature]

RPS Approval (Signature): [signature]

Survey #: 2017-1118

Description: I/S EAST FENCE BOUNDARY Date: 4/29/17 Time: 1500

Unit: N/A BLDG: O/S ELEV: 592

Surveyor Name(s): (Print) KEITH GILBERT (Sign) Keith Gilbert

ZIONSOLUTIONS LLC

RWP: 2017-0-0003

Rad Posting: SEE BELOW

Air Sample taken: ☐yes ☒no

Dosimetry Placement: ☒ Chest ☐ Head ☐ Thigh ☐ Other NA

Instrument Model	Serial #
M-4410/12	302015
N/A	N/A

All Smears and/or Large Area Swipes <1000 dpm/100cm² (unless noted below)

#	β-γ	α	#	β-γ	α	Masslinns Letter	β-γ

N/A

DRPs detected : ☐Yes ☒No ☐N/A

Purpose of Survey:
- ☐ RWP
- ☒ Routine
- ☐ Investigational
- ☐ Release
- ☐ Other (specify)

Comments:
- ☐ Decon Recommended
- ☐ Shielding Recommended
- ☐ Release Recommended
- ☒ None
- ☐ Other (specify)

- - - - = Rad boundary
= Gamma dose rate
(#) = Smear location
△ = Air Sample
*### = Contact/ 30cm dose rates
ABC = Large area swipe
MAL = Minimum Action Level

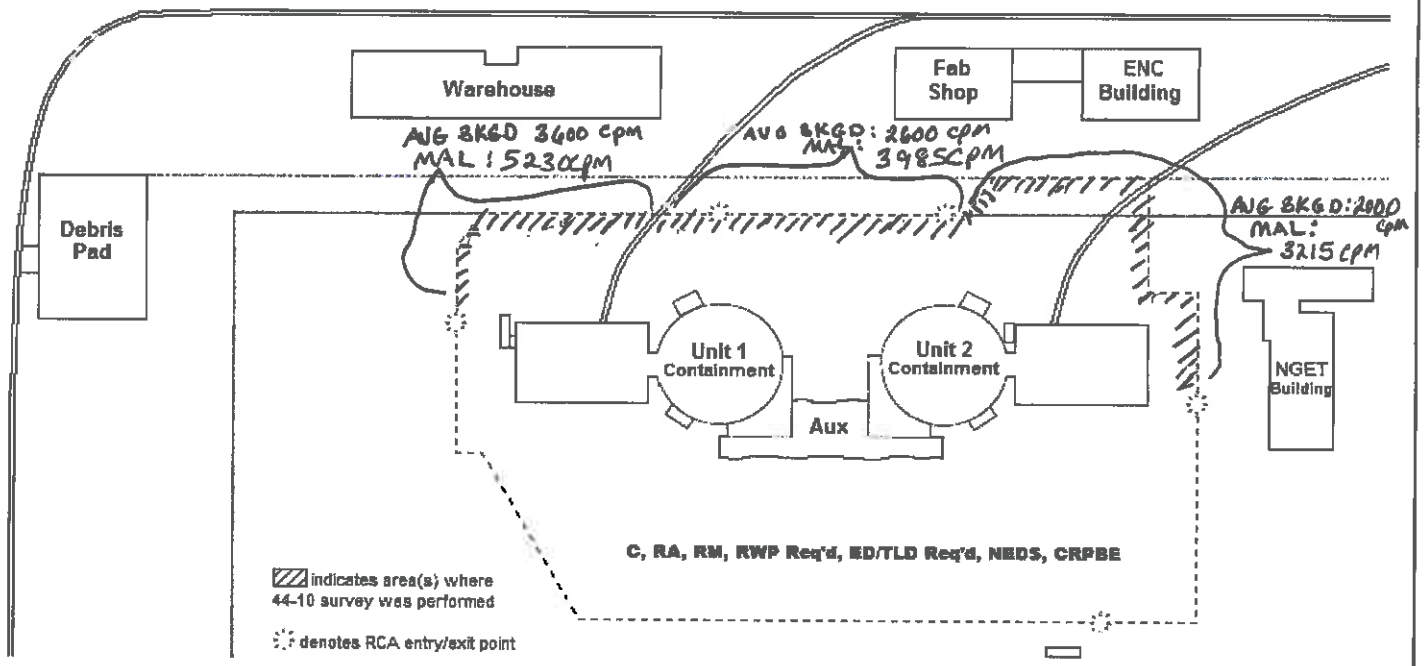

NO ACTIVITY FOUND ABOVE MAL

Peer Check (Signature): [signature] RPS Approval (Signature): [signature]

Survey #: 2017-1131

Unit: 2 BLDG: 0/5 ELEV: 592'

Description: U2 Daily Pathway Date: 5/1/17 Time: 1530

Surveyor Name(s): (Print) Cody Terp (Sign) CL T

ZIONSOLUTIONS LLC

RWP: 2017 - 0 - 0012

Rad Posting: N/A

Air Sample taken: ☐yes ☒no

Dosimetry Placement: ☒ Chest ☐Head ☐Thigh ☐Other N/A

Instrument Model	Serial #
M12/44-10	302015
N/A	N/A

All Smears and/or Large Area Swipes

<1000 dpm/100cm² (unless noted below)

#	β-γ	α	#	β-γ	α	Masslinns Letter	β-γ
				N	A		

DRPs detected : ☐Yes ☒No ☐N/A

Purpose of Survey:
- ☐ RWP
- ☒ Routine
- ☐ Investigational
- ☐ Release
- ☐ Other (specify)

Comments:
- ☐ Decon Recommended
- ☐ Shielding Recommended
- ☐ Release Recommended
- ☒ None
- ☐ Other (specify)

- - - - = Rad boundary
= Gamma dose rate
(#) = Smear location
△ = Air Sample
*## = Contact/ 30cm dose rates
AB = Average Background
RSC = Large area swipe
MAL = Minimum Action Level

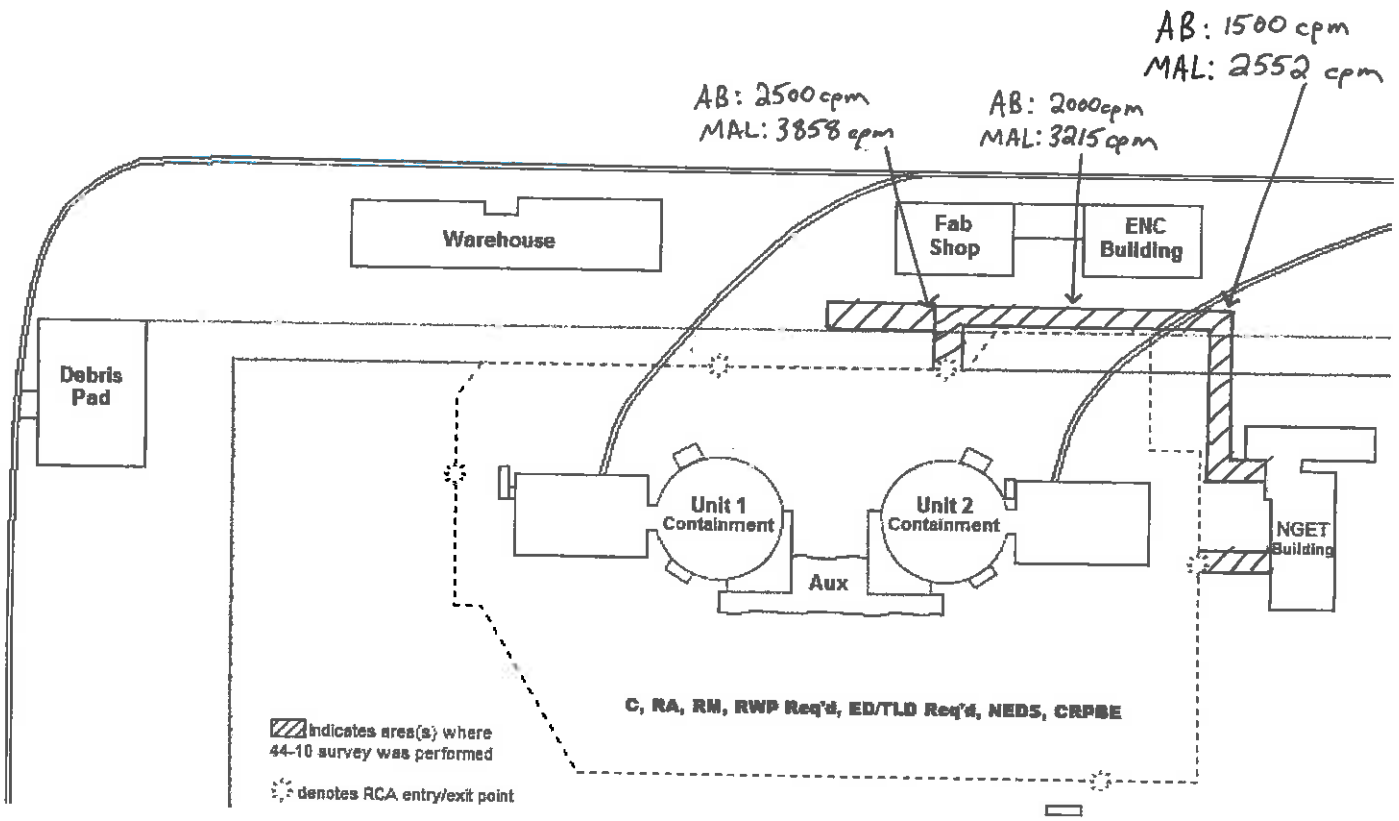

- collimator was used
- no counts above MAL

Peer Check (Signature): [signature]

RPS Approval (Signature): [signature]

Survey #: 2017-1139 Description: 44-10 U-1 WALKWAY Date: 05/01/17 Time: 1530

Unit: N/A BLDG: N/A ELEV: N/A Surveyor Name(s): (Print) P. ARCHER / L Lindemann (Sign) [signature] / L Lindemann

ZION SOLUTIONS

RWP: 2017 - 0 - 0012 Rad Posting: SEE MAP Air Sample taken: ☐ yes ☒ no

Dosimetry Placement: ☒ Chest ☐ Head ☐ Thigh ☐ Other N/A

Instrument Model	Serial #
M-12/44-10	301959
N/A	

All Smears and/or Large Area Swipes <1000 dpm/100cm² (unless noted below)

#	β-γ	α	#	β-γ	α	Masslinns Letter	β-γ
N/A							

DRPs detected: ☐ Yes ☒ No ☐ N/A

Purpose of Survey:
- ☐ RWP
- ☒ Routine
- ☐ Investigational
- ☐ Release
- ☐ Other (specify)

Comments:
- ☐ Decon Recommended
- ☐ Shielding Recommended
- ☐ Release Recommended
- ☒ None
- ☐ Other (specify)

- - - - = Rad boundary
= Gamma dose rate
(#) = Smear location
△ = Air Sample
*#/# = Contact/ 30cm dose rates
AL : ACTION LIMIT
= Large area swipe
MAL = Minimum Action Level

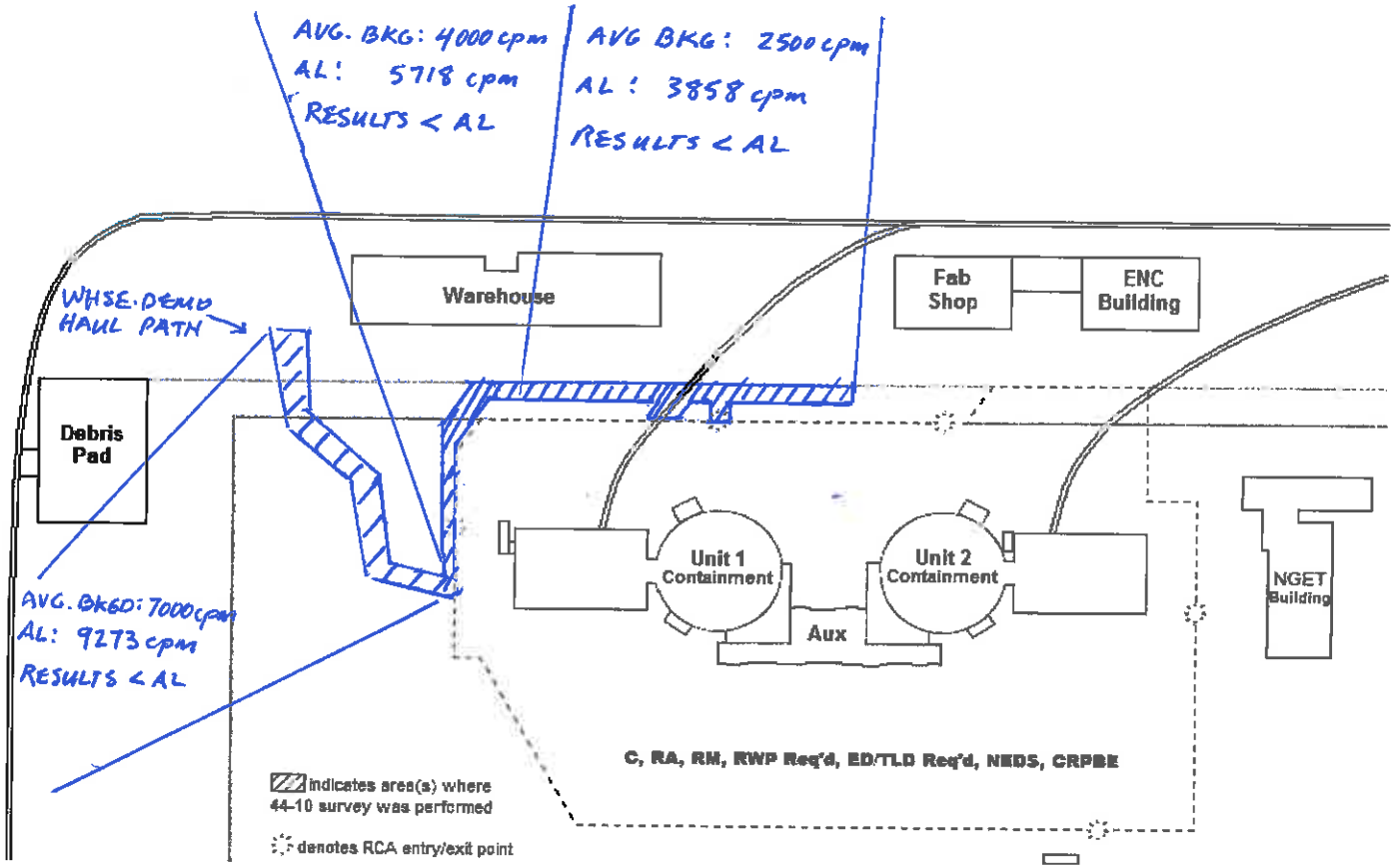

Peer Check (Signature): [signature] RPS Approval (Signature): [signature]

Survey #: 2017-1167

Unit: N/A BLDG: 0/S ELEV: 592'

Description: U1/U2 Daily Pathway Date: 5/3/17 Time: 1400

Surveyor Name(s): (Print) Cody Terp (Sign) CJT

ZIONSOLUTIONS LLC

RWP: 2017 - 0 - 0012

Rad Posting: N/A

Air Sample taken: ☐yes ☒no

Dosimetry Placement: ☒Chest ☐Head ☐Thigh ☐Other N/A

Instrument Model	Serial #
M12/44-10	302015
N/A	N/A

All Smears and/or Large Area Swipes <1000 dpm/100cm² (unless noted below)

#	β-γ	α	#	β-γ	α	Masslinns Letter	β-γ
			N		A		

DRPs detected: ☐Yes ☒No ☐N/A

Purpose of Survey:
- ☐ RWP
- ☒ Routine
- ☐ Investigational
- ☐ Release
- ☐ Other (specify)

Comments:
- ☐ Decon Recommended
- ☐ Shielding Recommended
- ☐ Release Recommended
- ☒ None
- ☐ Other (specify)

- - - - = Rad boundary
= Gamma dose rate
(#) = Smear location
△ = Air Sample
*#/# = Contact/ 30cm dose rates
AB = Average Background
ABC = Large area swipe
MAL = Minimum Action Level

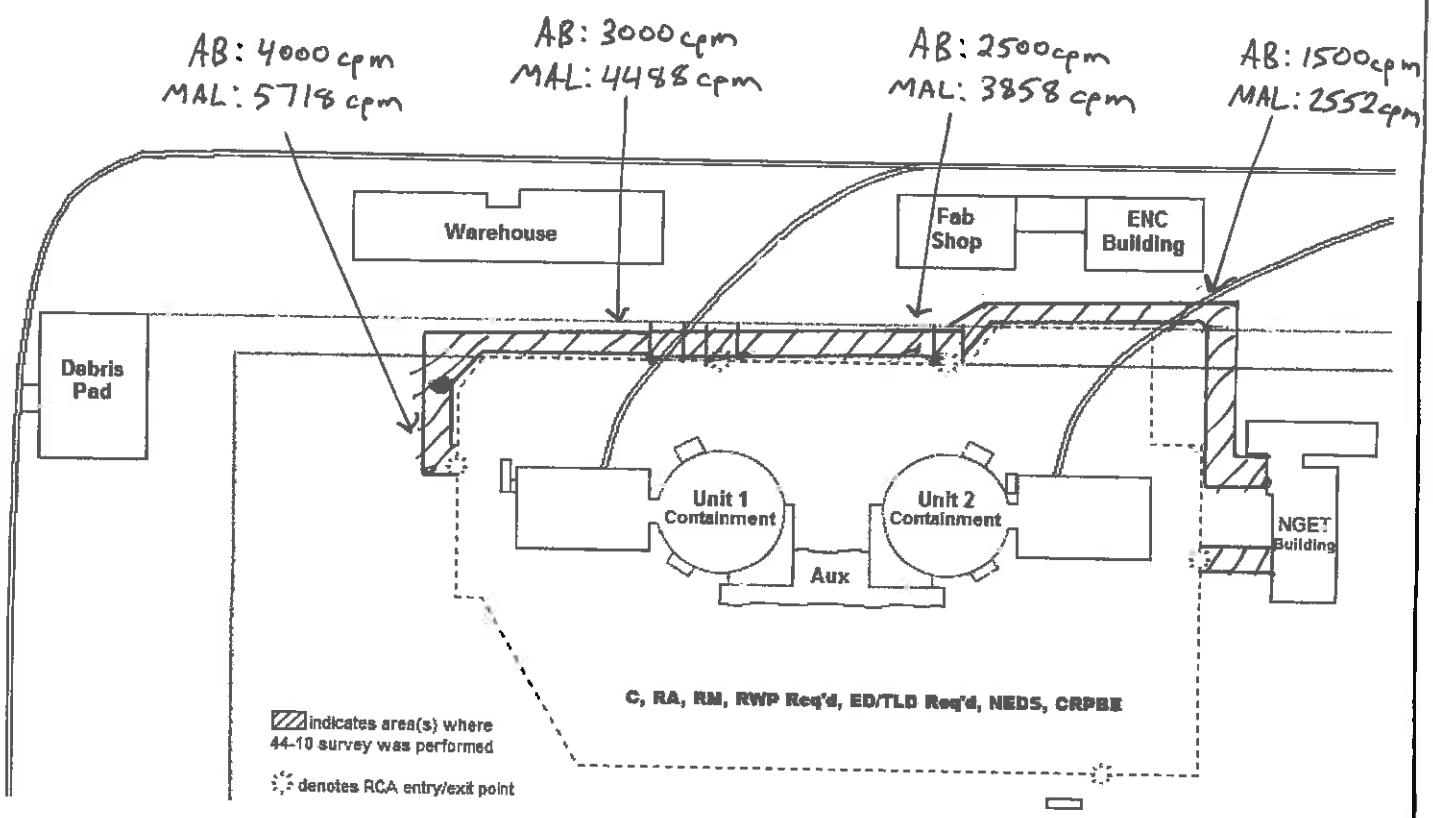

- collimator used
- no counts above MAL

Peer Check (Signature): [signature]

RPS Approval (Signature): [signature]

Survey #: 2017-1197

Unit: N/A BLDG: N/A ELEV: 592'

Description: U2 Pathway Daily Date: 5/8/17 Time: 1510

Surveyor Name(s): (Print) B. Goessl (Sign)

ZIONSOLUTIONS LLC

RWP: 2017-0-0012

Rad Posting: N/A

Air Sample taken: ☐yes ■no

Dosimetry Placement: ■ Chest ☐Head ☐Thigh ☐Other N/A

Instrument Model	Serial #
M-12/44-10	274196
A	A
N	N

All Smears and/or Large Area Swipes <1000 dpm/100cm² (unless noted below)

#	β-γ	α	#	β-γ	α	Masslinns Letter	β-γ
						A	
		N					

DRPs detected: ☐Yes ■No ☐N/A

Purpose of Survey:
- ☐ RWP
- ■ Routine
- ☐ Investigational
- ☐ Release
- ☐ Other (specify)

Comments:
- ☐ Decon Recommended
- ☐ Shielding Recommended
- ☐ Release Recommended
- ■ None
- ☐ Other (specify)

- - - - = Rad boundary
= Gamma dose rate
(#) = Smear location
△ = Air Sample
*## = Contact/ 30cm dose rates
A&C = Large area swipe
MAL = Minimum Action Level

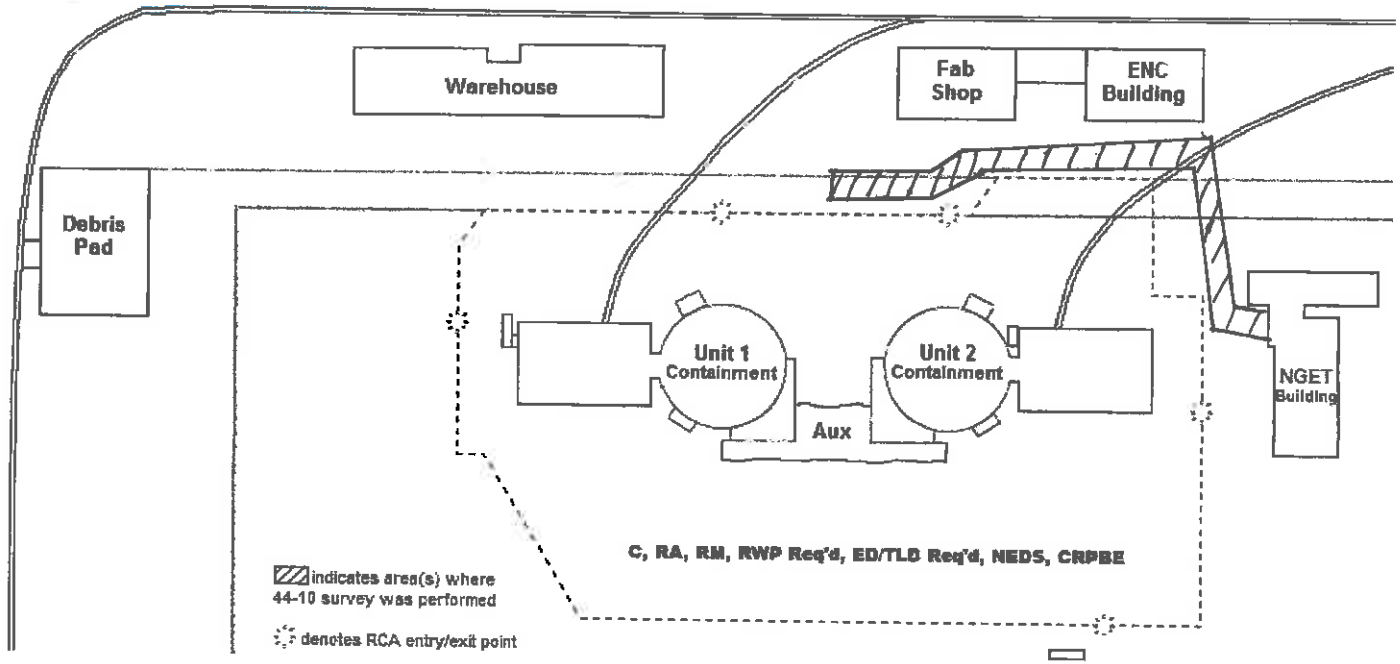

- Collimater was used
- Average background = 1900 cpm
- Minimum Action Limit = 3084 cpm
- No counts above minimum ~~action~~ action limit. BG 5-4-17

Peer Check (Signature): Keith Hilbert

RPS Approval (Signature):

Survey #: 2017-1201

Unit: 1 BLDG: O/S ELEV: 592'

Description: U1 Daily Pathway Date: 5/8/17 Time: 1520

Surveyor Name(s): (Print) Cody Terp (Sign) C T

ZIONSOLUTIONS LLC

RWP: 2017 - 0 - 0012

Rad Posting: N/A

Air Sample taken: ☐yes ☒no

Dosimetry Placement: ☒ Chest ☐Head ☐Thigh ☐Other N/A

Instrument Model	Serial #
M12/44-10	302015
N/A	N/A

All Smears and/or Large Area Swipes <1000 dpm/100cm² (unless noted below)

#	β-γ	α	#	β-γ	α	Masslinns Letter	β-γ
				N	A		

DRPs detected : ☐Yes ☒No ☐N/A

Purpose of Survey:
- ☐ RWP
- ☒ Routine
- ☐ Investigational
- ☐ Release
- ☐ Other (specify)

Comments:
- ☐ Decon Recommended
- ☐ Shielding Recommended
- ☐ Release Recommended
- ☒ None
- ☐ Other (specify)

- - - - = Rad boundary
= Gamma dose rate
(#) = Smear location
△ = Air Sample
*## = Contact/ 30cm dose rates
AB = average background
ABC = Large area swipe
MAL = Minimum Action Level

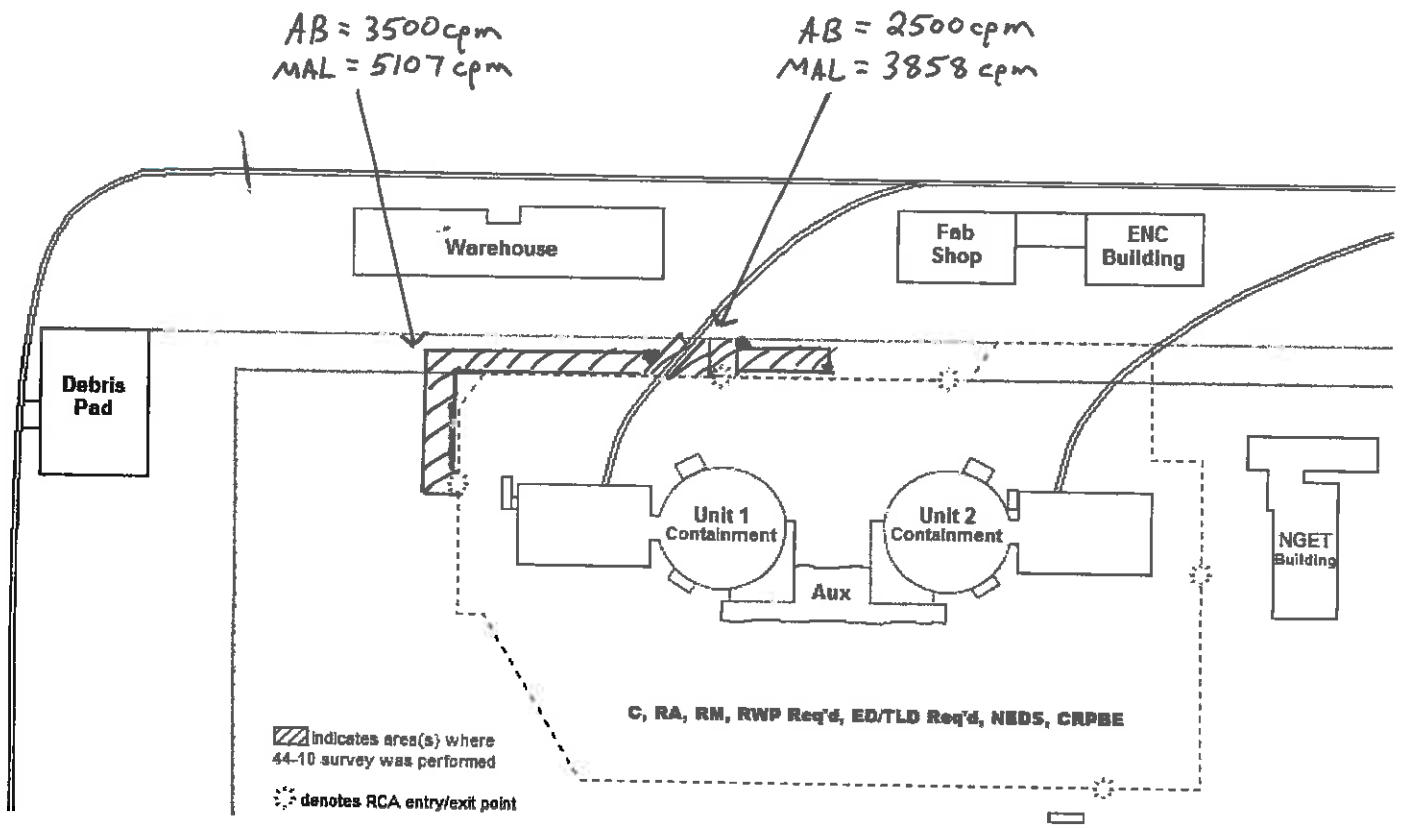

- Collimator was used
- no counts above MAL

Peer Check (Signature): _____ RPS Approval (Signature): _____

Survey #: 2017-1211

Unit: 1 BLDG: O/S ELEV: '592'

Description: U1 Daily Pathway Date: 5/9/17 Time: 1500

Surveyor Name(s): (Print) C. Terp (Sign) C. T.

ZIONSOLUTIONS LLC

RWP: 2017 - 0 - 0012

Rad Posting: N/A

Air Sample taken: ☐yes ☒no

Dosimetry Placement: ☒ Chest ☐Head ☐Thigh ☐Other N/A

Instrument Model	Serial #
M12/44-10	274196
N/A	N/A

All Smears and/or Large Area Swipes <1000 dpm/100cm² (unless noted below)

#	β-γ	α	#	β-γ	α	Masslinns Letter	β-γ
				N			
					A		

DRPs detected : ☐Yes ☒No ☐N/A

Purpose of Survey:
- ☐ RWP
- ☒ Routine
- ☐ Investigational
- ☐ Release
- ☐ Other (specify)

Comments:
- ☐ Decon Recommended
- ☐ Shielding Recommended
- ☐ Release Recommended
- ☒ None
- ☐ Other (specify)

- - - - = Rad boundary
= Gamma dose rate
(#) = Smear location
△ = Air Sample
*## = Contact/ 30cm dose rates
ABC = Large area swipe
MAL = Minimum Action Level

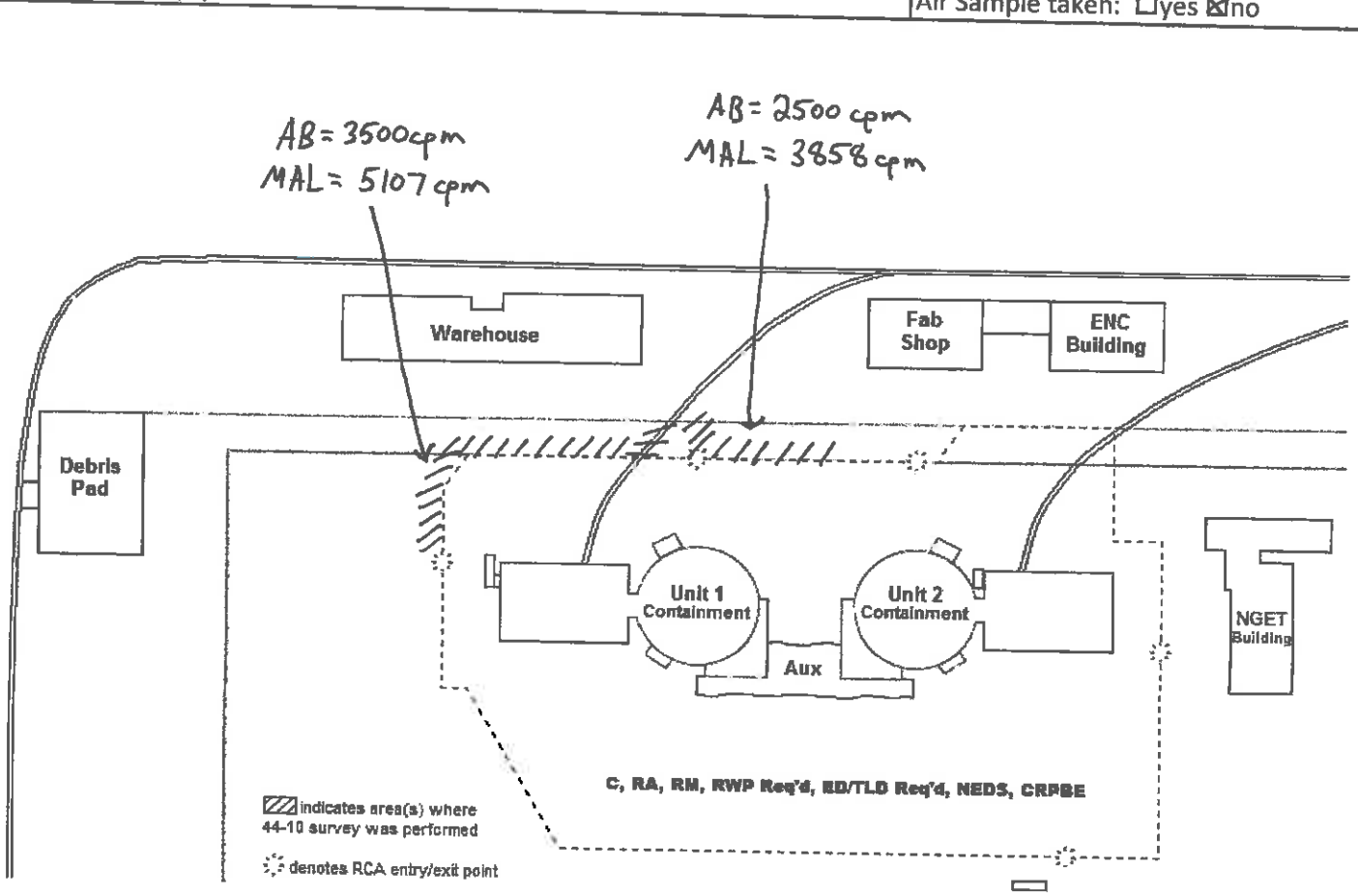

- collimator was used
- no counts above MAL

Peer Check (Signature): _____ RPS Approval (Signature): _____

Survey #: 2017- 1218

Description: Daily Pathway U-2 Date: 5/9/17 Time: 1500

Unit: N/A BLDG: N/A ELEV: N/A

Surveyor Name(s): (Print) Z. Gintzel (Sign)

ZIONSOLUTIONS LLC

RWP: 2017 -0-0012

Rad Posting: See below

Air Sample taken: ☐yes ☒no

Dosimetry Placement: ☒ Chest ☐Head ☐Thigh ☐Other N/A

Instrument Model	Serial #
M-2 / 4410	302044
N	
A	

All Smears and/or Large Area Swipes <1000 dpm/100cm² (unless noted below)

#	β-γ	α	#	β-γ	α	Masslinns Letter	β-γ
			N				
				A			

DRPs detected : ☐Yes ☒No ☐N/A

Purpose of Survey:
- ☐ RWP
- ☒ Routine
- ☐ Investigational
- ☐ Release
- ☐ Other (specify)

Comments:
- ☐ Decon Recommended
- ☐ Shielding Recommended
- ☐ Release Recommended
- ☒ None
- ☐ Other (specify)

- - - - = Rad boundary
= Gamma dose rate
(#) = Smear location
△ = Air Sample
*### = Contact/ 30cm dose rates
AB = Average Background
LARGE = Large area swipe
MAL = Minimum Action Level

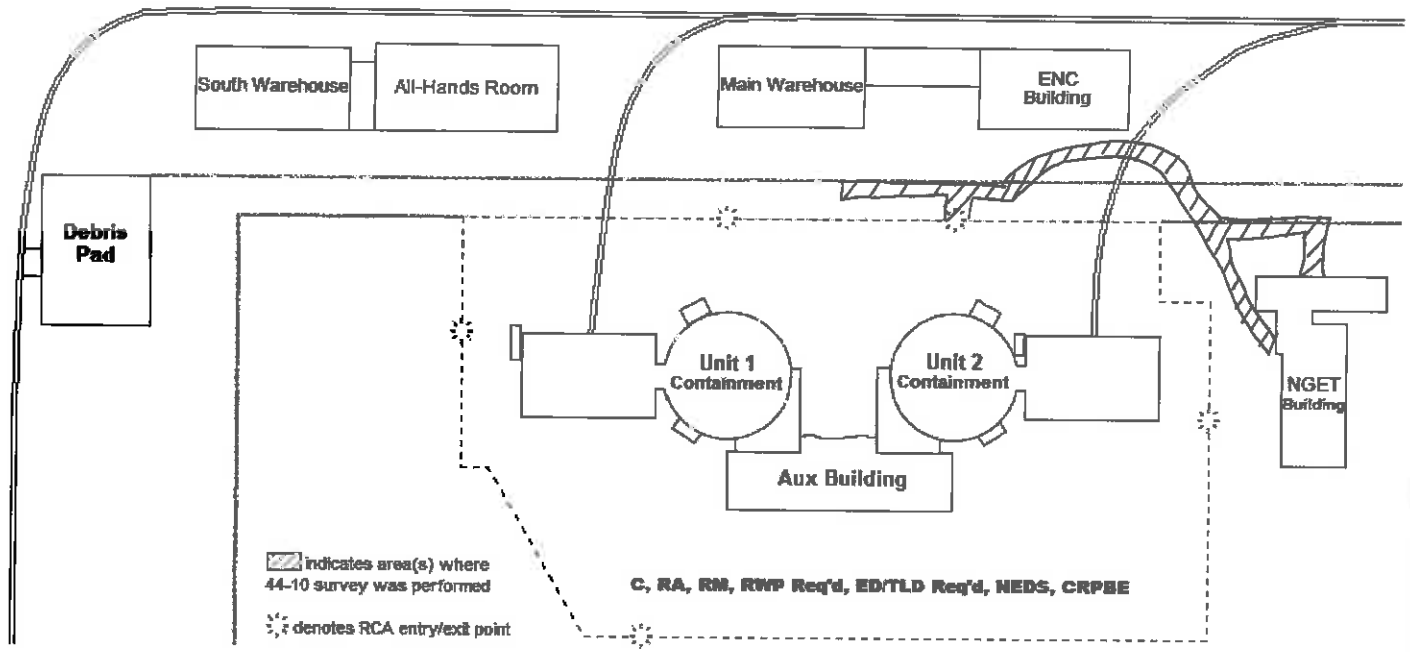

AB - 1800 cpm
MAL - 2953
Results - < MAL

Peer Check (Signature): Joseph [illegible]

RPS Approval (Signature): [illegible]

Survey #: 2017-1231

Unit: N/A BLDG: N/A ELEV: 592'

Description: U2 Pathway Daily Date: 5/10/17 Time: 1500

Surveyor Name(s): (Print) B. Goessl (Sign)

ZIONSOLUTIONS LLC

RWP: 2017-0-0012

Rad Posting: N/A

Air Sample taken: ☐yes ☒no

Dosimetry Placement: ☒Chest ☐Head ☐Thigh ☐Other N/A

Instrument Model	Serial #
M-12 / 44-10	302044
A	A
N	N

All Smears and/or Large Area Swipes <1000 dpm/100cm² (unless noted below)

#	β-γ	α	#	β-γ	α	Masslinns Letter	β-γ
						A	
		N					

DRPs detected: ☐Yes ☒No ☐N/A

Purpose of Survey:
- ☐ RWP
- ☒ Routine
- ☐ Investigational
- ☐ Release
- ☐ Other (specify)

Comments:
- ☐ Decon Recommended
- ☐ Shielding Recommended
- ☐ Release Recommended
- ☒ None
- ☐ Other (specify)

- - - - = Rad boundary
= Gamma dose rate
(#) = Smear location
△ = Air Sample
*#/# = Contact/ 30cm dose rates
LAS = Large area swipe
MAL = Minimum Action Level

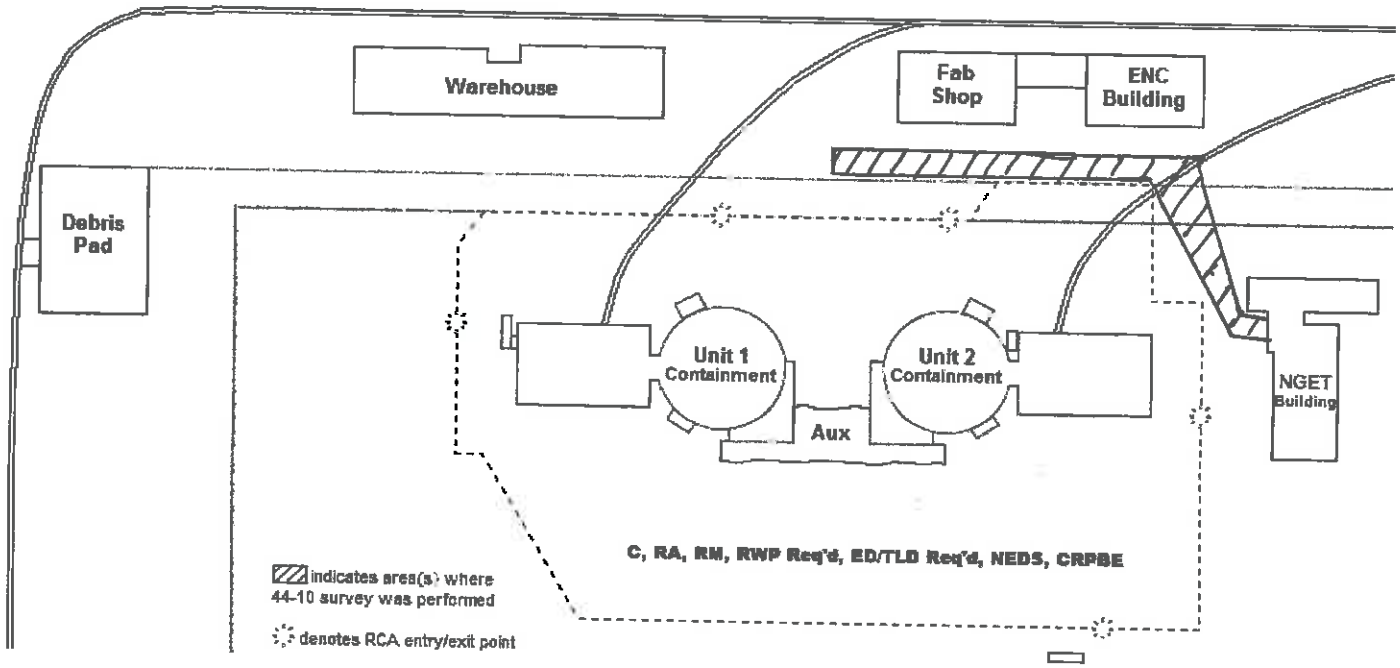

- Collimater was used.
- Average Background: 1800 cpm
- Minimum Action Level: 2953 cpm
- No counts above MAL

Peer Check (Signature): RPS Approval (Signature):

Survey #: 2017-1237 Description: U1 Daily Pathway Date: 5/10/17 Time: 1530

Unit: 1 BLDG: O/S ELEV: 592'

Surveyor Name(s): (Print) Cody Terp (Sign) CL T

ZIONSOLUTIONS LLC

RWP: 2017 - 0 - 0012

Rad Posting: N/A

Air Sample taken: ☐yes ☒no

Dosimetry Placement: ☒ Chest ☐Head ☐Thigh ☐Other N/A

Instrument Model	Serial #
M12/44.10	302044
N/A	N/A

All Smears and/or Large Area Swipes <1000 dpm/100cm² (unless noted below)

#	β-γ	α	#	β-γ	α	Masslinns Letter	β-γ
			N		A		

DRPs detected : ☐Yes ☒No ☐N/A

Purpose of Survey:
- ☐ RWP
- ☒ Routine
- ☐ Investigational
- ☐ Release
- ☐ Other (specify)

Comments:
- ☐ Decon Recommended
- ☐ Shielding Recommended
- ☐ Release Recommended
- ☒ None
- ☐ Other (specify)

- - - - = Rad boundary
= Gamma dose rate
(#) = Smear location
△ = Air Sample
*### = Contact/ 30cm dose rates
AB = Average Background
ABC = Large area swipe
MAL = Minimum Action Level

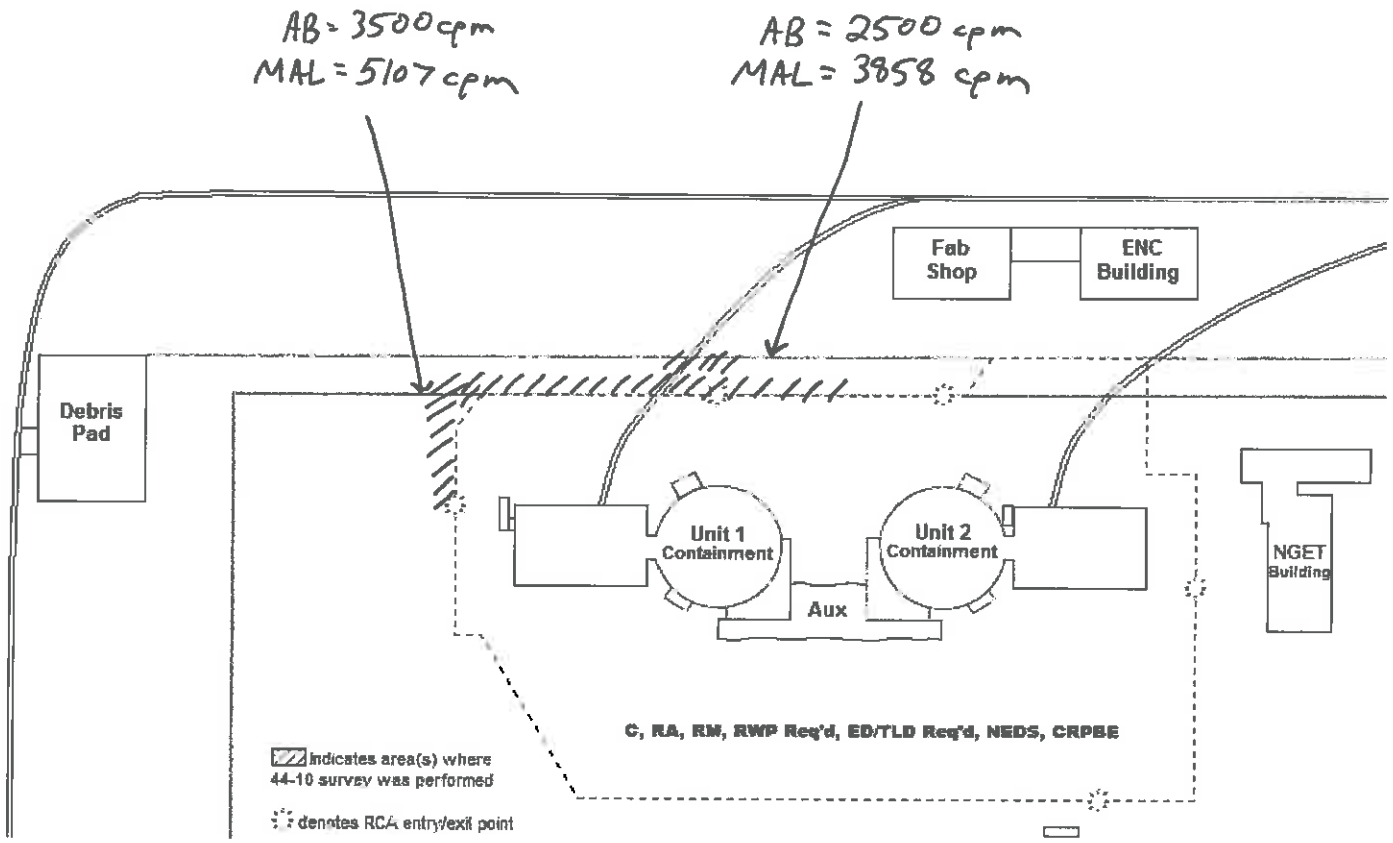

- collimator was used
- no counts above MAL

Peer Check (Signature): RPS Approval (Signature):

Survey #: 2017-1250 | Description: U1 Daily Pathway | Date: 5/11/17 | Time: 1530

Unit: 1 | BLDG: O/S | ELEV: 592'

Surveyor Name(s): (Print) C. Terp (Sign) CL T

ZION SOLUTIONS LLC

RWP: 2017 - 0 - 0012

Rad Posting: N/A

Air Sample taken: ☐yes ☒no

Dosimetry Placement: ☒Chest ☐Head ☐Thigh ☐Other N/A

Instrument Model	Serial #
M12/44-10	301959
N/A	N/A

All Smears and/or Large Area Swipes <1000 dpm/100cm² (unless noted below)

#	β-γ	α	#	β-γ	α	Masslinns Letter	β-γ
			N		A		

DRPs detected: ☐Yes ☒No ☐N/A

Purpose of Survey:
- ☐ RWP
- ☒ Routine
- ☐ Investigational
- ☐ Release
- ☐ Other (specify)

Comments:
- ☐ Decon Recommended
- ☐ Shielding Recommended
- ☐ Release Recommended
- ☒ None
- ☐ Other (specify)

- - - - = Rad boundary
= Gamma dose rate
(#) = Smear location
△ = Air Sample
*### = Contact/ 30cm dose rates
AB = Average Background
ABC = Large area swipe
MAL = Minimum Action Level

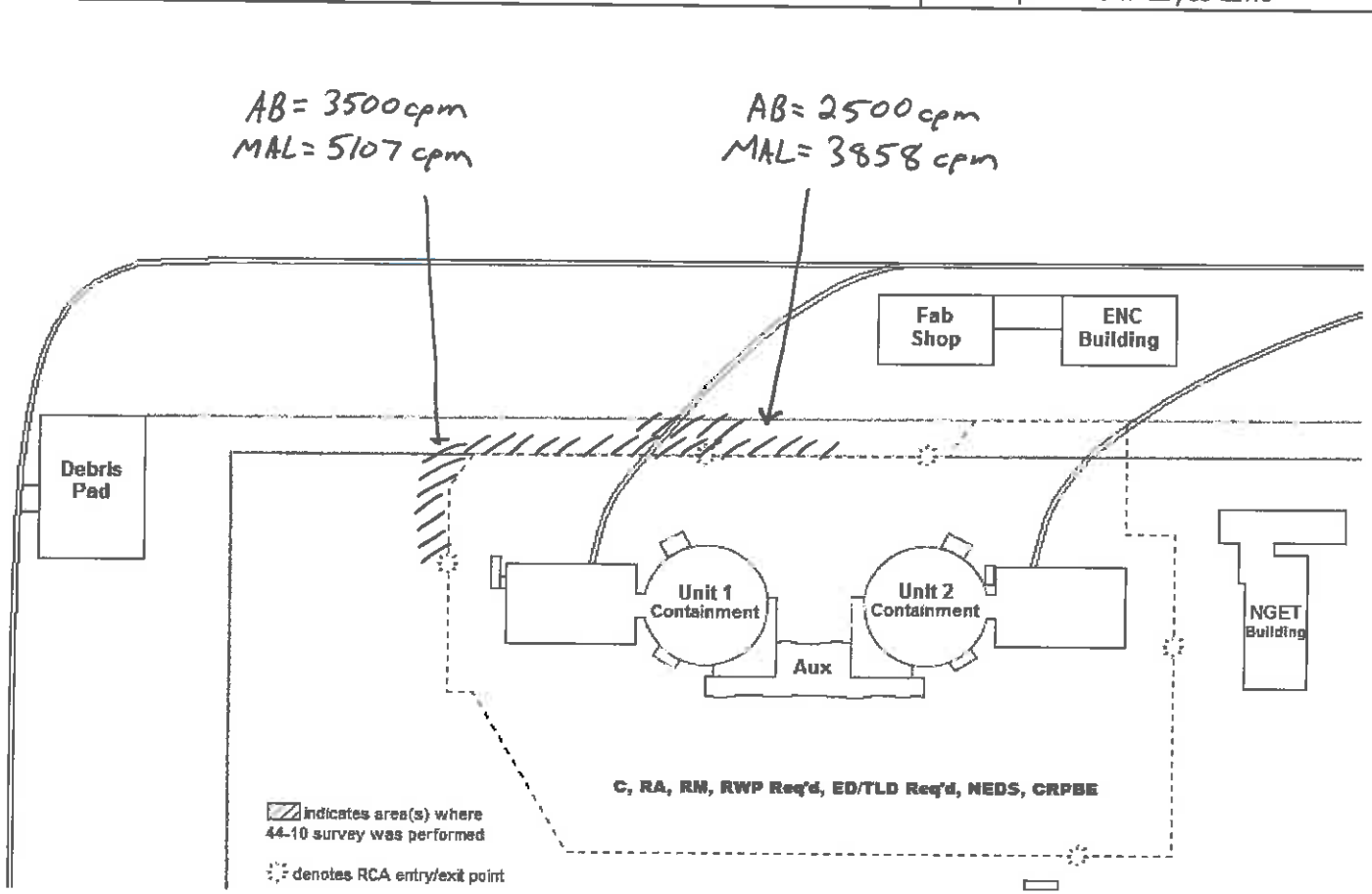

- collimater was used
- no counts above MAL

Peer Check (Signature): [signature] RPS Approval (Signature): [signature]

Survey #: 2017-1254 Description: U-2 WALKWAY OIS Date: 05/11/17 Time: 1430

Unit: N/A BLDG: N/A ELEV: N/A Surveyor Name(s): (Print) P. ARCHER (Sign) [signature]

ZIONSOLUTIONS LLC

RWP: 2017 - 0 - 0012 Rad Posting: SEE MAP Air Sample taken: ☐yes ☒no

Dosimetry Placement: ☒ Chest ☐Head ☐Thigh ☐Other

Instrument Model	Serial #
M-12/44-10	302015
N/A	

All Smears and/or Large Area Swipes <1000 dpm/100cm² (unless noted below)

#	β-γ	α	#	β-γ	α	Masslinns Letter	β-γ
				N/A			

DRPs detected : ☐Yes ☒No ☐N/A

Purpose of Survey:
- ☐ RWP
- ☒ Routine
- ☐ Investigational
- ☐ Release
- ☐ Other (specify)

Comments:
- ☐ Decon Recommended
- ☐ Shielding Recommended
- ☐ Release Recommended
- ☒ None
- ☐ Other (specify)

- - - - = Rad boundary
= Gamma dose rate
(#) = Smear location
△ = Air Sample
*## = Contact/ 30cm dose rates
ABC = Large area swipe
MAL = Minimum Action Level

AVG. BKGD: 2500 cpm
ACTION LIMIT: 3858 cpm
RESULTS < ACTION LIMIT

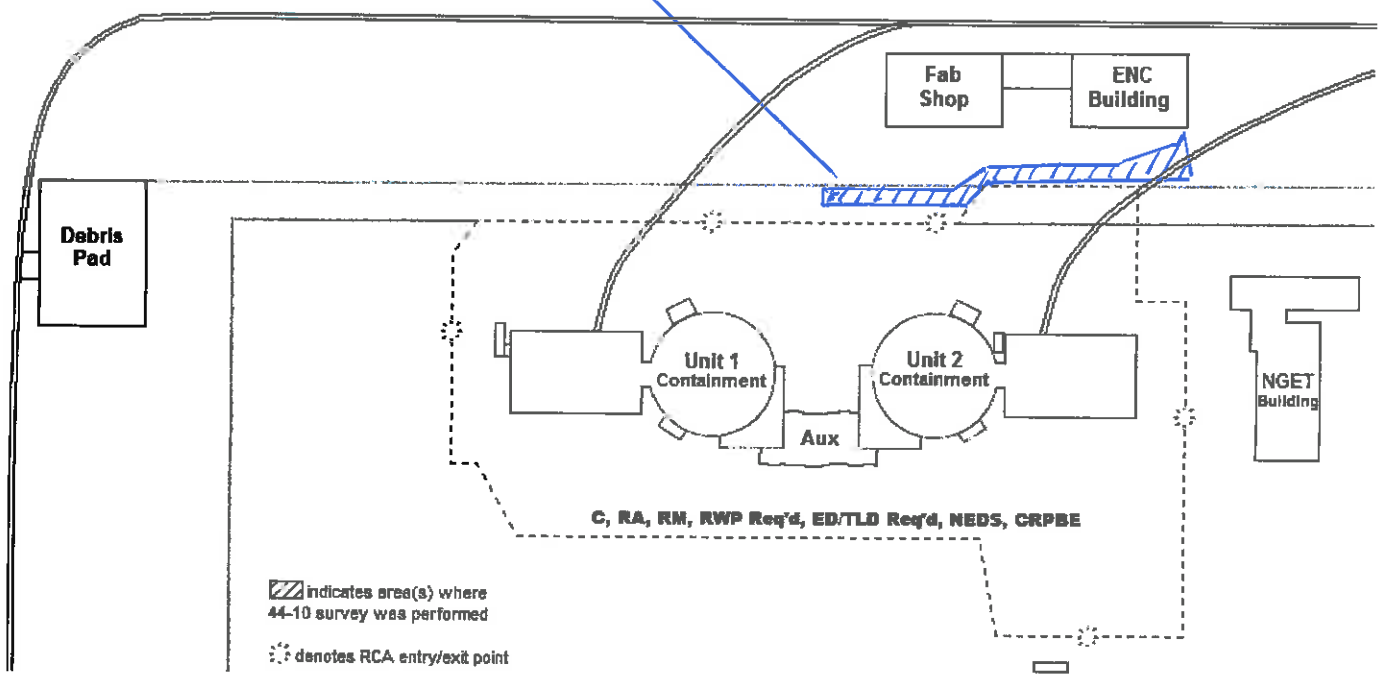

Peer Check (Signature): [signature] RPS Approval (Signature): [signature]

Survey #: 2017-1274

Description: U-2 PATHWAY DAILY

Date: 5/15/17 Time: 1520

Unit: N/A BLDG: N/A ELEV: 592

Surveyor Name(s): (Print) Zack Hall (Sign) [signature]

ZIONSOLUTIONS LLC

RWP: 2017 - 0 - 0012

Rad Posting: N/A

Air Sample taken: ☐yes ☒no

Dosimetry Placement: ☒ Chest ☐Head ☐Thigh ☐Other

Instrument Model	Serial #
M-12	289980
44-10	PR357790
N/A	N/A

All Smears and/or Large Area Swipes <1000 dpm/100cm² (unless noted below)

#	β-γ	α	#	β-γ	α	Masslinns Letter	β-γ
				N	A		

DRPs detected : ☐Yes ☑No ☐N/A

Purpose of Survey:
- ☐ RWP
- ☒ Routine
- ☐ Investigational
- ☐ Release
- ☐ Other (specify)

Comments:
- ☐ Decon Recommended
- ☐ Shielding Recommended
- ☐ Release Recommended
- ☒ None
- ☐ Other (specify)

- - - - = Rad boundary
= Gamma dose rate
(#) = Smear location
△ = Air Sample
*### = Contact/ 30cm dose rates
ABC = Large area swipe
MAL = Minimum Action Level

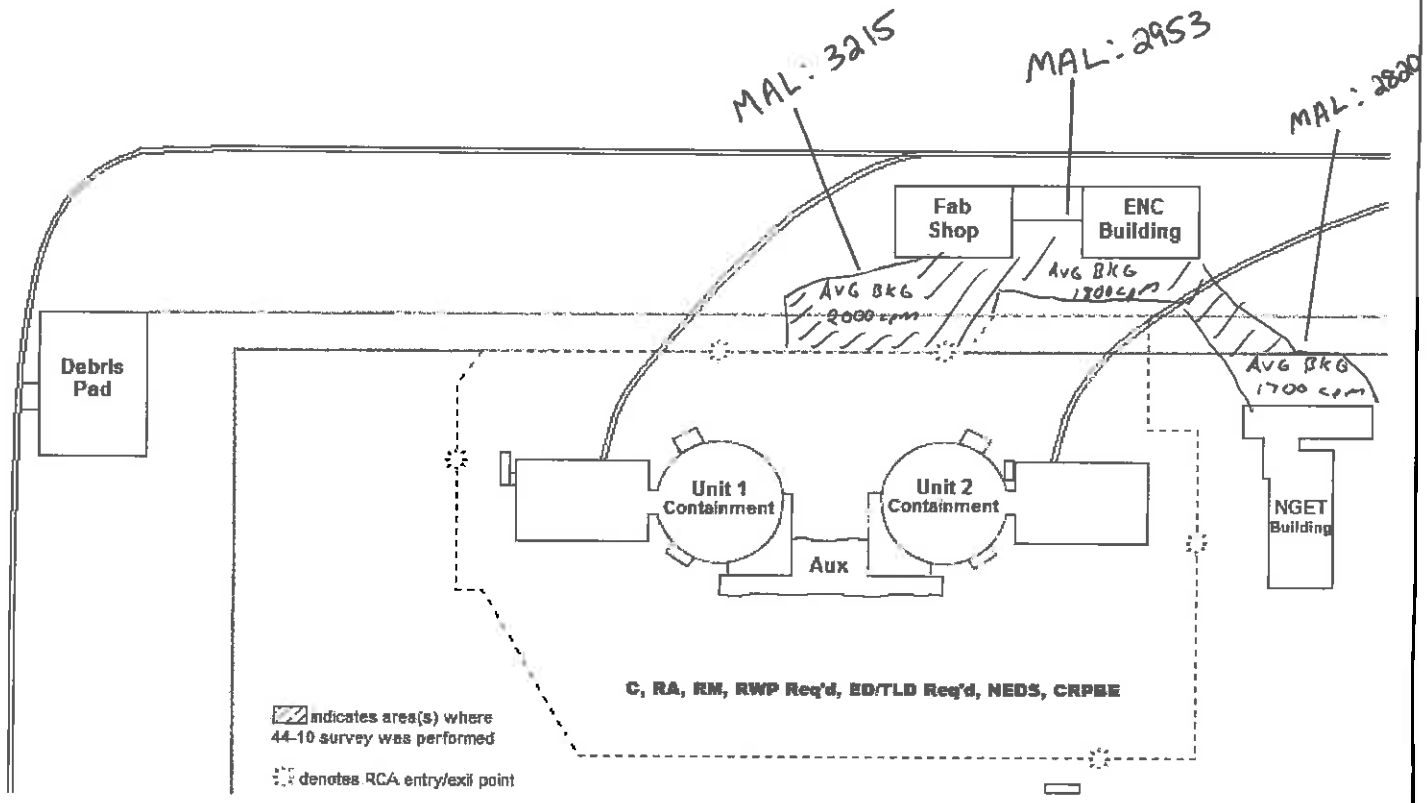

No counts above MAL detected

Peer Check (Signature): [signature] RPS Approval (Signature): [signature]

Survey #: 2017 - 1333 | Description: U2 Pathway Daily | Date: 5/16/17 | Time: 1500

Unit: N/A BLDG: N/A ELEV: 592'

Surveyor Name(s): (Print) B. Goessl (Sign)

ZIONSOLUTIONS LLC

RWP: 2017 - 0 - 0012

Rad Posting: N/A

Air Sample taken: ☐yes ☒no

Dosimetry Placement: ☒ Chest ☐Head ☐Thigh ☐Other N/A

Instrument Model	Serial #
M-12/44-10	301959
A	A
N	N

All Smears and/or Large Area Swipes <1000 dpm/100cm² (unless noted below)

#	β-γ	α	#	β-γ	α	Masslinns Letter	β-γ
						A	
		N					

DRPs detected : ☐Yes ☒No ☐N/A

Purpose of Survey:
- ☐ RWP
- ☒ Routine
- ☐ Investigational
- ☐ Release
- ☐ Other (specify)

Comments:
- ☐ Decon Recommended
- ☐ Shielding Recommended
- ☐ Release Recommended
- ☒ None
- ☐ Other (specify)

- - - - = Rad boundary
= Gamma dose rate
(#) = Smear location
△ = Air Sample
*### = Contact/ 30cm dose rates
Avg BKG = Average Background
ABC = Large area swipe
MAL = Minimum Action Level

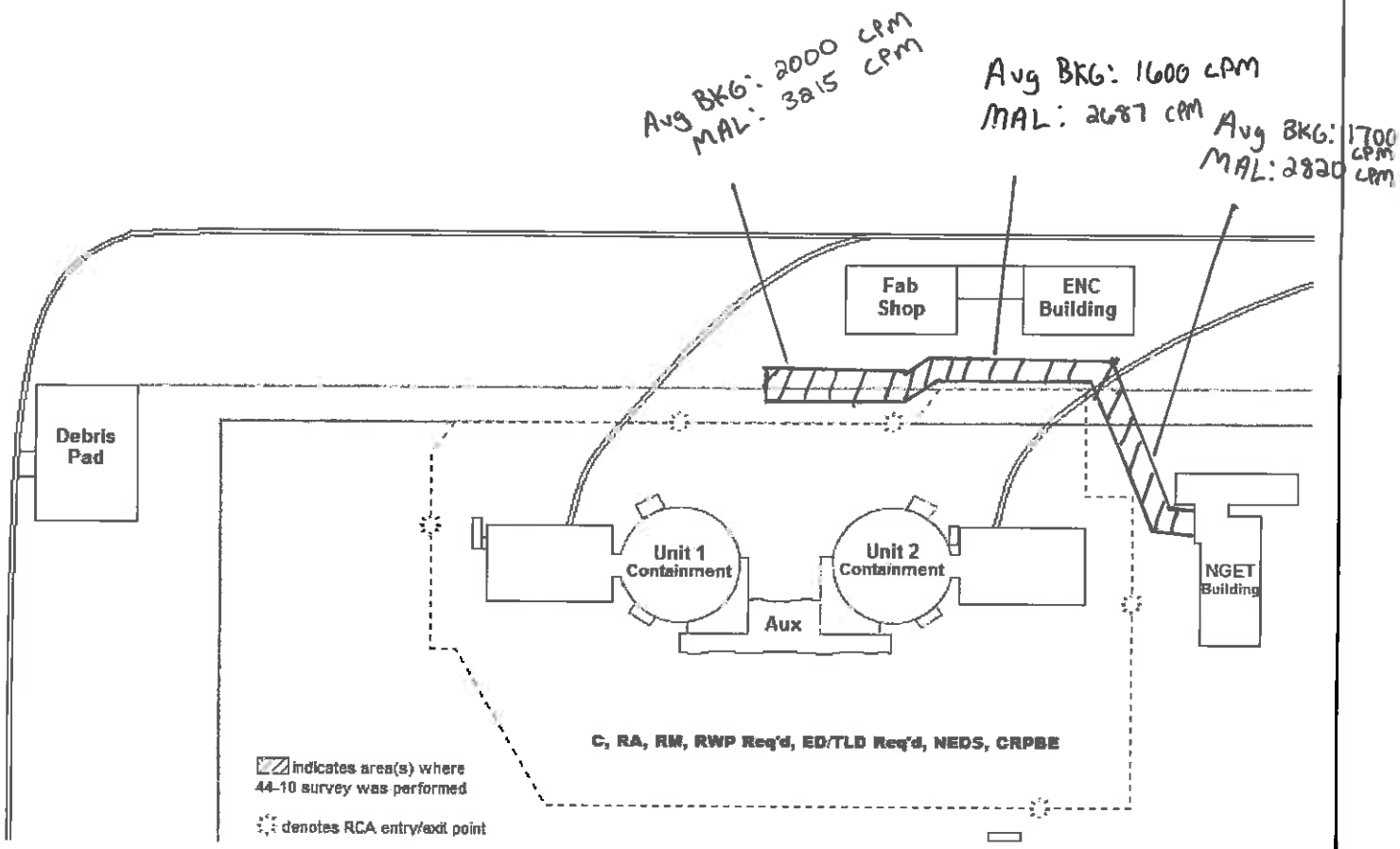

No counts above MAL

Peer Check (Signature): _____ RPS Approval (Signature): _____

Survey #: 2017 - 1344

Unit: N/A BLDG: O/S ELEV: 592'

Description: U1 Area Walkways Date: 5/~~17~~ 16/17 JWR 5-18-17 Time: 1400

Surveyor Name(s): (Print) John Reed (Sign) [signature]

ZIONSOLUTIONS LLC

RWP: 2017 - 0 - 0012

Rad Posting: N/A

Air Sample taken: ☐yes ☒no

Dosimetry Placement: ☒ Chest ☐Head ☐Thigh ☐Other N/A

Instrument Model	Serial #
M3 / 4410	302015
N/A	N/A

All Smears and/or Large Area Swipes <1000 dpm/100cm² (unless noted below)

#	β-γ	α	#	β-γ	α	Masslinns Letter	β-γ

N/A

DRPs detected : ☐Yes ☒No ☐N/A

late submittal 5-18-17

Action limits of 4238cpm and 5230cpm were not exceeded.

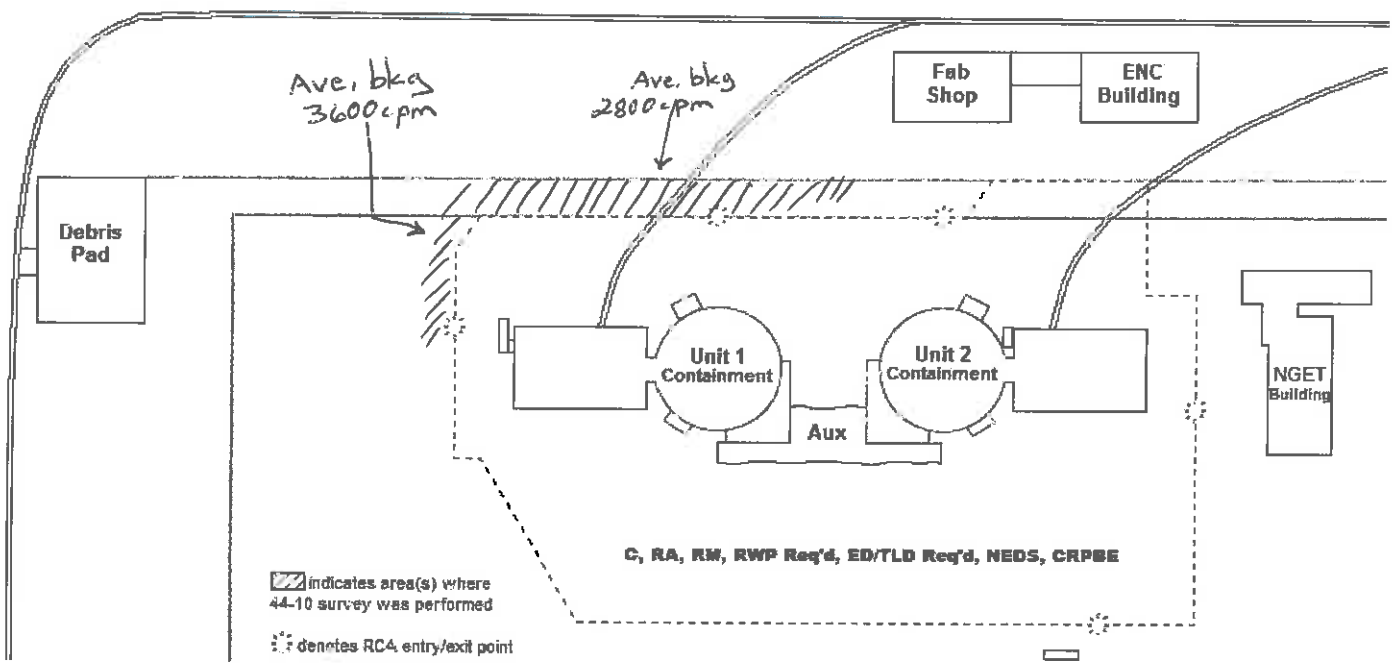

Purpose of Survey:
- ☐ RWP
- ☒ Routine
- ☐ Investigational
- ☐ Release
- ☐ Other (specify)

Comments:
- ☐ Decon Recommended
- ☐ Shielding Recommended
- ☐ Release Recommended
- ☒ None
- ☐ Other (specify)

- - - - = Rad boundary
= Gamma dose rate
(#) = Smear location
△ = Air Sample
*## = Contact/ 30cm dose rates
ABC = Large area swipe
MAL = Minimum Action Level

Peer Check (Signature): Lynn Lindemann RPS Approval (Signature): [signature]

Survey #: 2017-1345

Unit: N/A BLDG: O/S ELEV: 592'

Description: U1 Area Walkways Date: 5/17/17 Time: 1400

Surveyor Name(s): (Print) John Reed (Sign) [signature]

ZIONSOLUTIONS LLC

RWP: 2017 -0- 0012

Rad Posting: N/A

Air Sample taken: ☐yes ☒no

Dosimetry Placement: ☒ Chest ☐Head ☐Thigh ☐Other N/A

Instrument Model	Serial #
M3/4410	302015
N/A	N/A

All Smears and/or Large Area Swipes <1000 dpm/100cm² (unless noted below)

#	β-γ	α	#	β-γ	α	Masslinns Letter	β-γ

DRPs detected : ☐Yes ☒No ☐N/A

Purpose of Survey:
- ☐ RWP
- ☒ Routine
- ☐ Investigational
- ☐ Release
- ☐ Other (specify)

Comments:
- ☐ Decon Recommended
- ☐ Shielding Recommended
- ☐ Release Recommended
- ☒ None
- ☐ Other (specify)

- - - - = Rad boundary
= Gamma dose rate
(#) = Smear location
△ = Air Sample
*## = Contact/ 30cm dose rates
ABC = Large area swipe
MAL = Minimum Action Level

late submittal 5-18-17

Action limits of 4238cpm and 5230cpm were not exceeded.

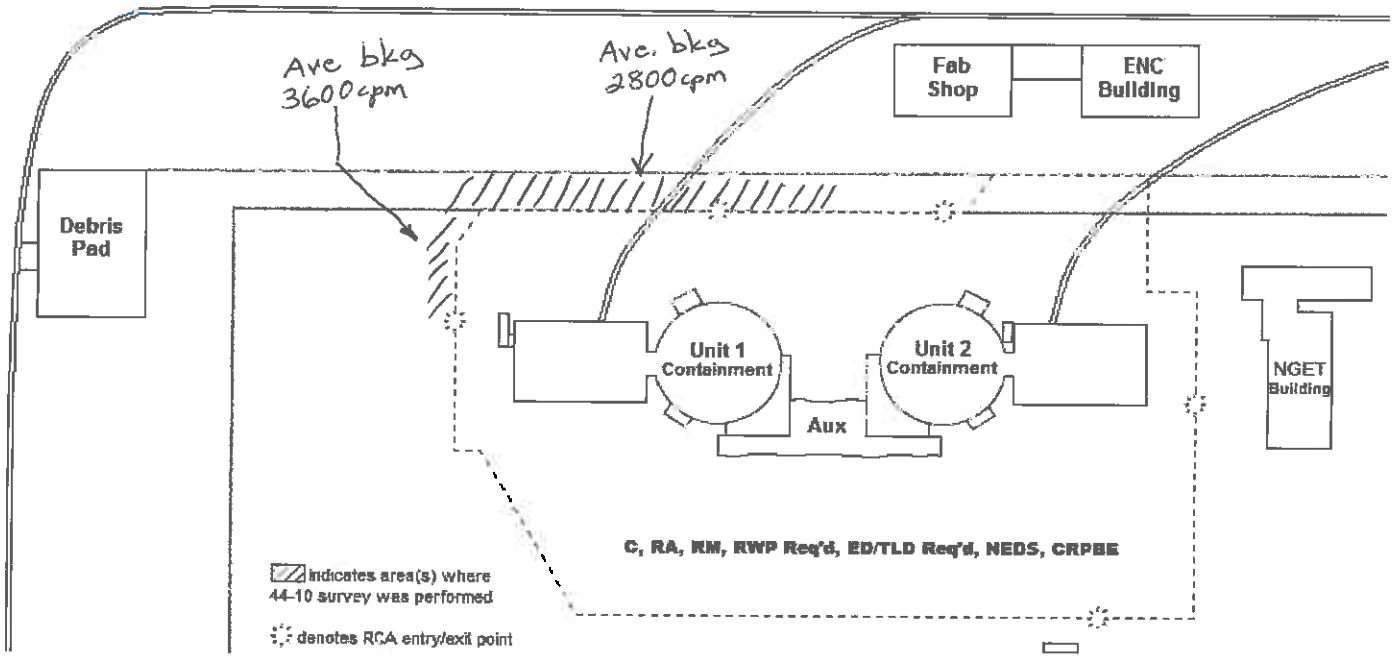

Peer Check (Signature): Lynn Lindemann

RPS Approval (Signature): [signature]

Survey #: 2017-1361

Description: U2 Daily Pathway

Date: 5/18/17 Time: 1500

Unit: N/A BLDG: N/A ELEV: 592'

Surveyor Name(s): (Print) B. Goeggl (Sign)

ZIONSOLUTIONS LLC

RWP: 2017-0-0012

Rad Posting: N/A

Air Sample taken: ☐yes ☒no

Dosimetry Placement: ☒Chest ☐Head ☐Thigh ☐Other N/A

Instrument Model	Serial #
M-12 / 44-10	301959
A	A
N	N

All Smears and/or Large Area Swipes <1000 dpm/100cm² (unless noted below)

#	β-γ	α	#	β-γ	α	Masslinns Letter	β-γ
						A	
		N					

DRPs detected: ☐Yes ☒No ☐N/A

Purpose of Survey:
- ☐ RWP
- ☒ Routine
- ☐ Investigational
- ☐ Release
- ☐ Other (specify)

Comments:
- ☐ Decon Recommended
- ☐ Shielding Recommended
- ☐ Release Recommended
- ☒ None
- ☐ Other (specify)

- - - - = Rad boundary
= Gamma dose rate
(#) = Smear location
△ = Air Sample
*### = Contact/ 30cm dose rates
Avg BKG = Average Background
ABC = Large area swipe
MAL = Minimum Action Level

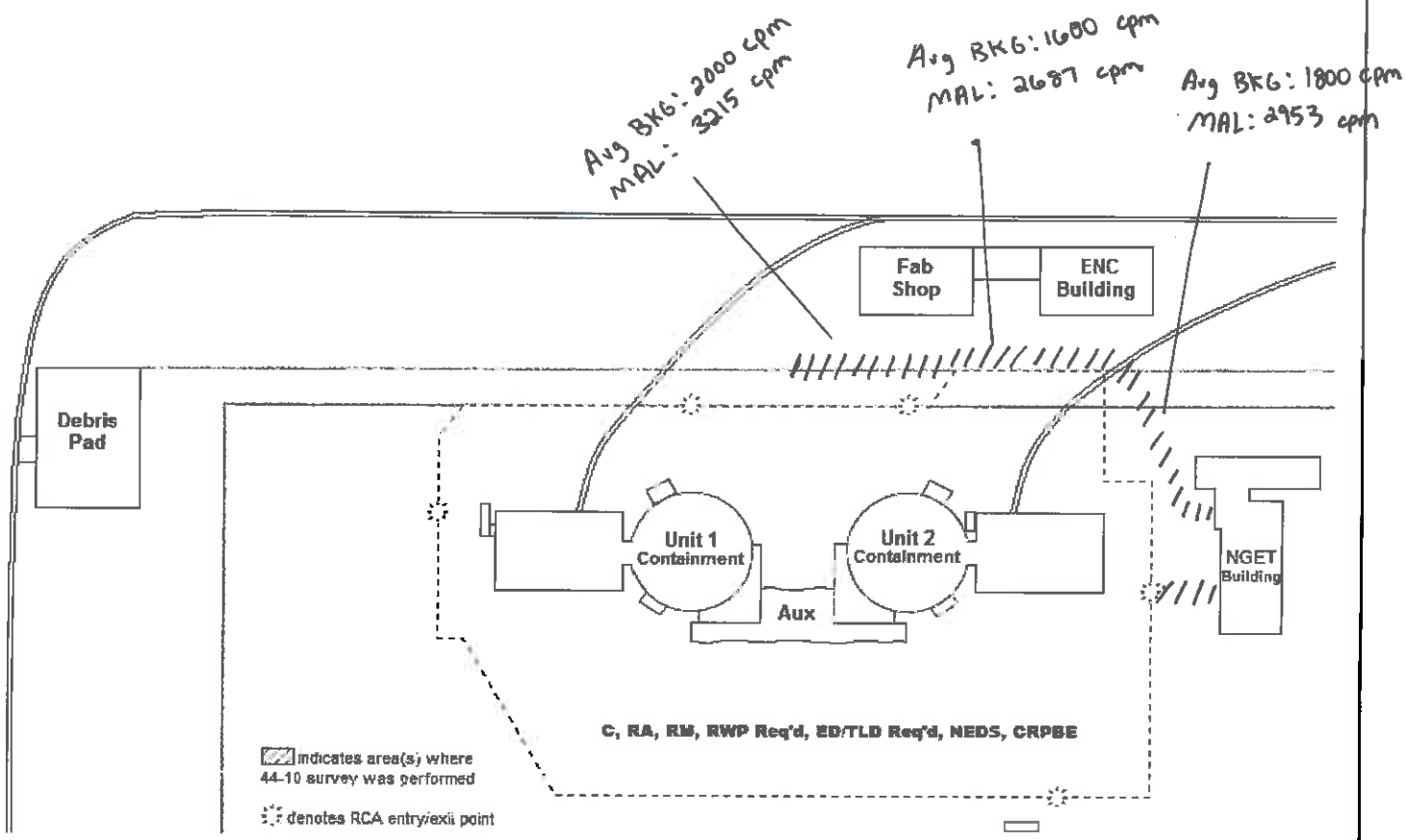

- No counts above MAL

Peer Check (Signature): CL T

RPS Approval (Signature):

Survey #: 2017-1364 | Description: Daily Pathways | Date: 5/19/17 | Time: 1330

Unit: N/A BLDG: C/S ELEV: 592'

Surveyor Name(s): (Print) Lynn Lindemann (Sign) Lynn Lindemann

ZION SOLUTIONS LLC

RWP: 2017-0-0022 | Rad Posting: See Below | Air Sample taken: ☐yes ☒no

Dosimetry Placement: ☒ Chest ☐Head ☐Thigh ☐Other N/A

Instrument Model	Serial #
M-12 / 44-10	301959
A	A
N	N

All Smears and/or Large Area Swipes <1000 dpm/100cm² (unless noted below)

#	β-γ	α	#	β-γ	α	Masslinns Letter	β-γ
					A		
				N			

DRPs detected: ☐Yes ☒No ☐N/A

Purpose of Survey:
- ☐ RWP
- ☒ Routine
- ☐ Investigational
- ☐ Release
- ☐ Other (specify)

Comments:
- ☐ Decon Recommended
- ☐ Shielding Recommended
- ☐ Release Recommended
- ☒ None
- ☐ Other (specify)

- - - - = Rad boundary
= Gamma dose rate
(#) = Smear location
△ = Air Sample
*## = Contact/ 30cm dose rates
A.B. = Average Background
LAS = Large area swipe
MAL = Minimum Action Level

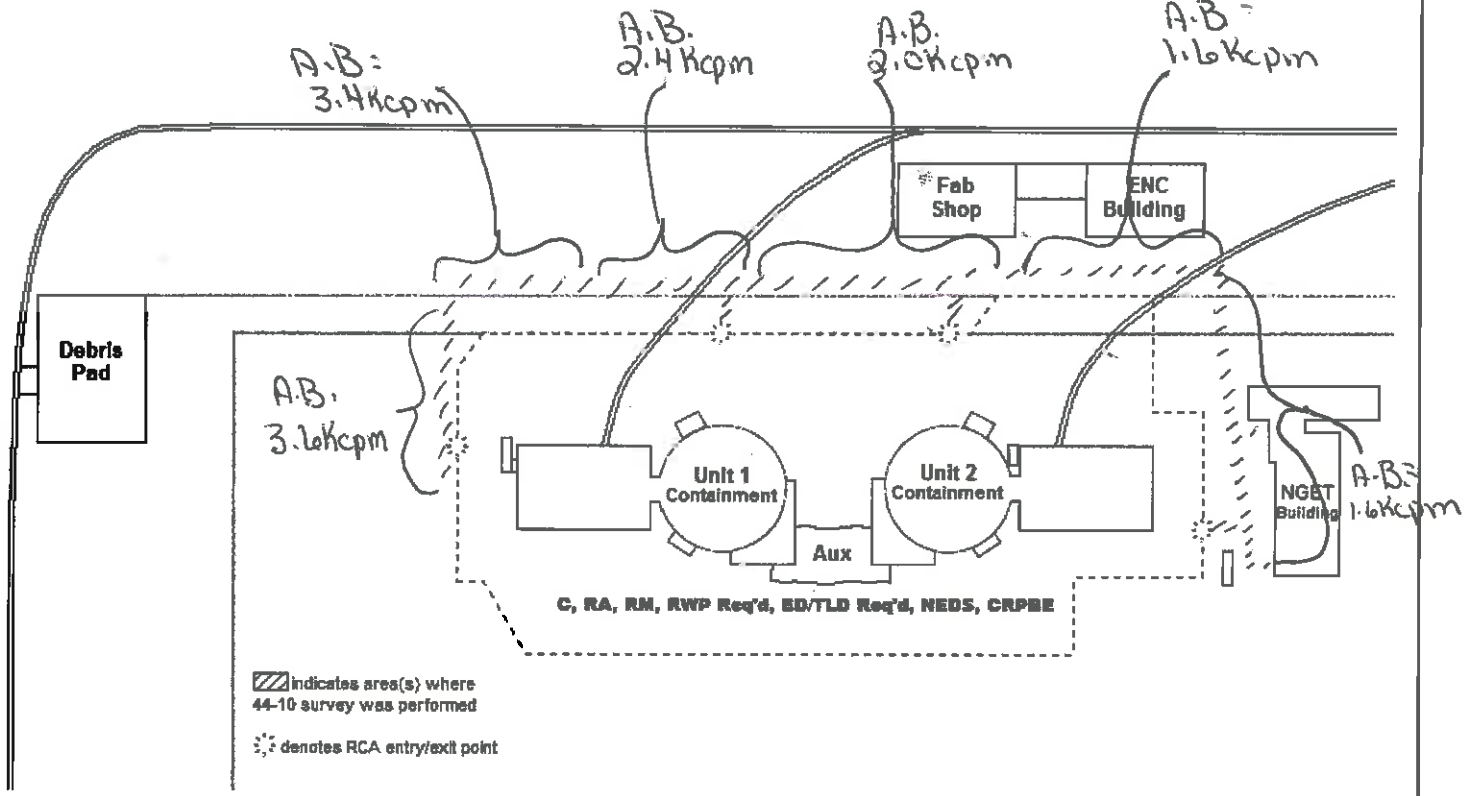

All areas surveyed with 44-10 are ≤ to A.B.

Peer Check (Signature): [signature] RPS Approval (Signature): [signature]

Survey #: 2017-1370 Description: Daily Pathways Date: 5/20 Time: 1510

Unit: N/A BLDG: OS ELEV: 592'

Surveyor Name(s): (Print) Lynn Lindemann (Sign) Lynn Lindemann

ZION SOLUTIONS LLC

RWP: 2017-0-0012 Rad Posting: See Below Air Sample taken: ☐yes ☒no

Dosimetry Placement: ☒Chest ☐Head ☐Thigh ☐Other N/A

Instrument Model	Serial #
M-12 / 44-10	301959
A	A
N	N

All Smears and/or Large Area Swipes <1000 dpm/100cm² (unless noted below)

#	β-γ	α	#	β-γ	α	Masslinns Letter	β-γ
					A		
				N			

DRPs detected: ☐Yes ☒No ☐N/A

Purpose of Survey:
- ☐ RWP
- ☒ Routine
- ☐ Investigational
- ☐ Release
- ☐ Other (specify)

Comments:
- ☐ Decon Recommended
- ☐ Shielding Recommended
- ☐ Release Recommended
- ☒ None
- ☐ Other (specify)

- - - - = Rad boundary
= Gamma dose rate
(#) = Smear location
△ = Air Sample
*### = Contact/ 30cm dose rates
A.B. = Average Background
ABC = Large area swipe
MAL = Minimum Action Level

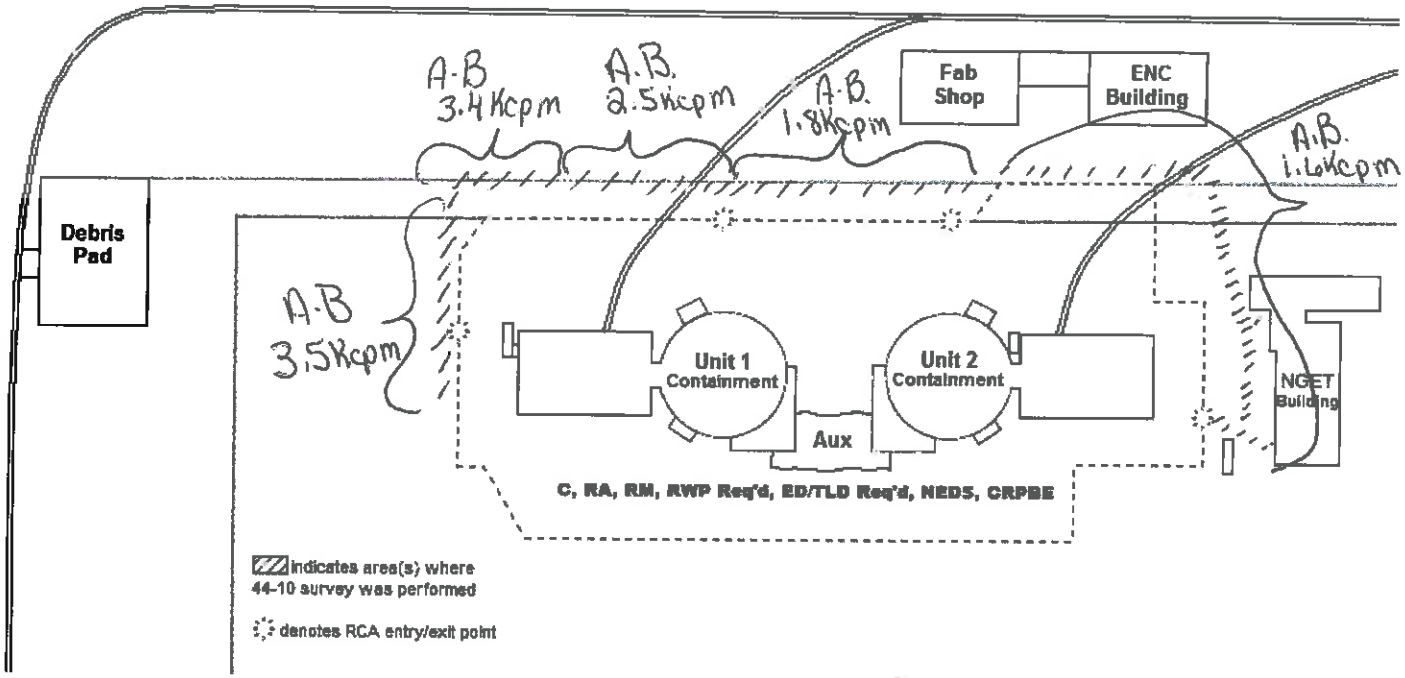

All areas surveyed with 44-10 are ≤ A.B

Peer Check (Signature): [signature] RPS Approval (Signature): [signature]

Survey #: 2017-1390

Unit: 2 BLDG: O/S ELEV: 592'

Description: U2 Daily Pathway Date: 5/22/17 Time: 1430

Surveyor Name(s): (Print) C. Terp (Sign) CT

ZIONSOLUTIONS

RWP: 2017 - 0 - 0012

Rad Posting: N/A

Air Sample taken: ☐yes ☒no

Dosimetry Placement: ☒ Chest ☐Head ☐Thigh ☐Other N/A

Instrument Model	Serial #
M12/44-10	274196
M12/44-10	301959
N/A	N/A

All Smears and/or Large Area Swipes <1000 dpm/100cm² (unless noted below)

#	β-γ	α	#	β-γ	α	Masslinns Letter	β-γ
				N			
					A		

DRPs detected: ☐Yes ☒No ☐N/A

Purpose of Survey:
- ☐ RWP
- ☒ Routine
- ☐ Investigational
- ☐ Release
- ☐ Other (specify)

Comments:
- ☐ Decon Recommended
- ☐ Shielding Recommended
- ☐ Release Recommended
- ☒ None
- ☐ Other (specify)

= Rad boundary
= Gamma dose rate
(#) = Smear location
△ = Air Sample
#/# = Contact/ 30cm dose rates
AB = Average Background
ABC = Large area swipe
MAL = Minimum Action Level

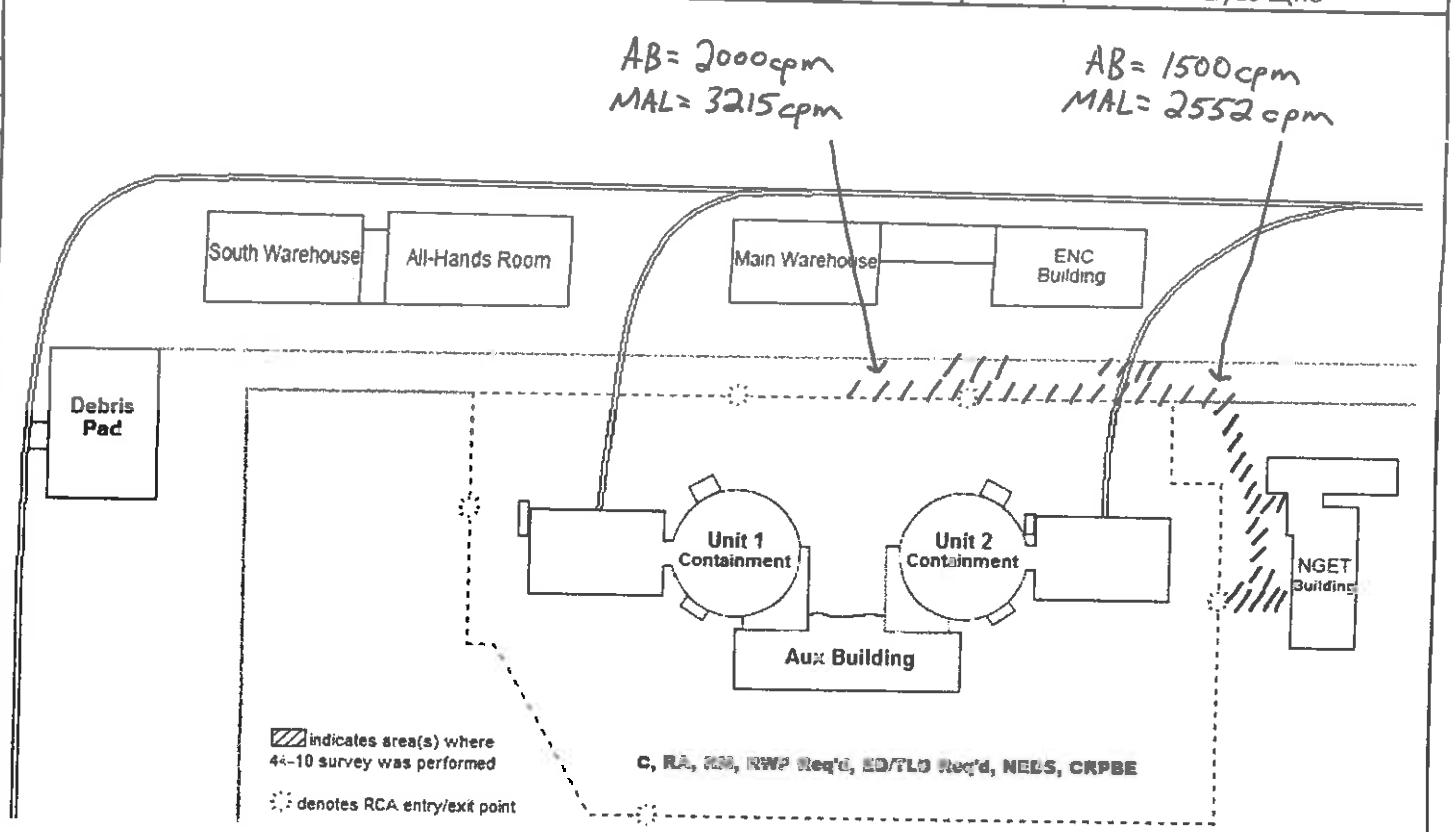

- collimater used
- no counts above MAL

Peer Check (Signature): [signature] RPS Approval (Signature): [signature]

Survey #: 2017-1399 Description: Routine Walkway Date: 5/22/17 Time: 1400

Unit: N/A BLDG: O/S ELEV: 592'

Surveyor Name(s): (Print) J. Reed (Sign) John W. Reed

ZIONSOLUTIONS LLC

RWP: 2017-0-0012 Rad Posting: N/A Air Sample taken: ☐yes ☒no

Dosimetry Placement: ☒ Chest ☐Head ☐Thigh ☐Other N/A

Instrument Model	Serial #
M12/4410	302044
N/A	N/A

All Smears and/or Large Area Swipes <1000 dpm/100cm² (unless noted below)

#	β-γ	α	#	β-γ	α	Masslinns Letter	β-γ

DRPs detected: ☐Yes ☒No ☐N/A

Purpose of Survey:
- ☐ RWP
- ☒ Routine
- ☐ Investigational
- ☐ Release
- ☐ Other (specify)

Comments:
- ☐ Decon Recommended
- ☐ Shielding Recommended
- ☐ Release Recommended
- ☒ None
- ☐ Other (specify)

- - - - = Rad boundary
= Gamma dose rate
(#) = Smear location
△ = Air Sample
*## = Contact/ 30cm dose rates
ABC = Large area swipe
MAL = Minimum Action Level

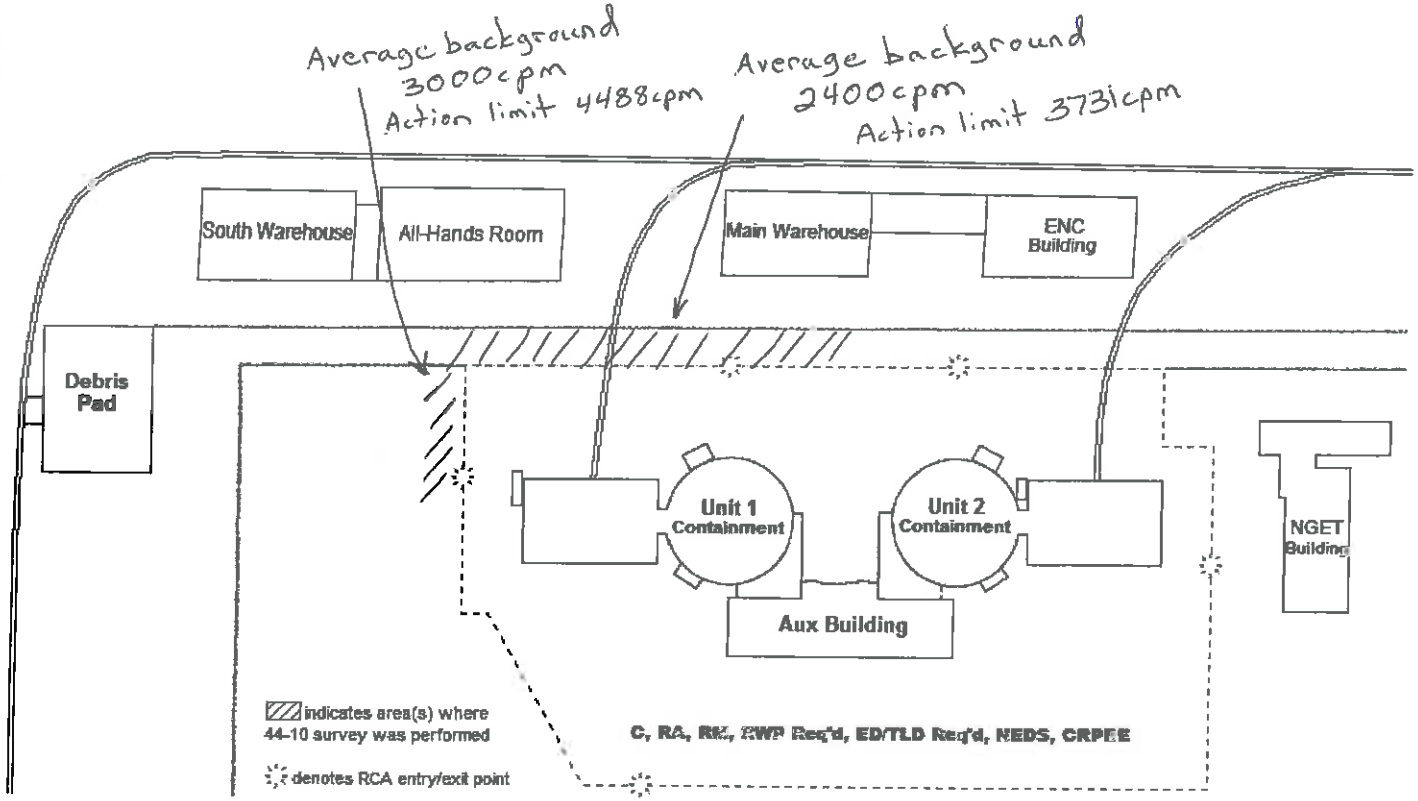

All results were less than action limits.

Peer Check (Signature): CLJ RPS Approval (Signature): [signature]

Survey #: 2017 - 1414

Unit: 2 BLDG: O/S ELEV: 592'

Description: U2 Daily Pathway Date: 5/23/17 Time: 1500

Surveyor Name(s): (Print) C. Terp (Sign) C. T

ZIONSOLUTIONS LLC

RWP: 2017 - 0 - 0012

Rad Posting: N/A

Air Sample taken: ☐yes ☒no

Dosimetry Placement: ☒ Chest ☐Head ☐Thigh ☐Other

Instrument Model	Serial #
M12/44-10	274196
N/A	N/A

All Smears and/or Large Area Swipes <1000 dpm/100cm² (unless noted below)

#	β-γ	α	#	β-γ	α	Masslinns Letter	β-γ
				N	A		

DRPs detected : ☐Yes ☒No ☐N/A

Purpose of Survey:
- ☐ RWP
- ☒ Routine
- ☐ Investigational
- ☐ Release
- ☐ Other (specify)

Comments:
- ☐ Decon Recommended
- ☐ Shielding Recommended
- ☐ Release Recommended
- ☒ None
- ☐ Other (specify)

- - - - = Rad boundary
= Gamma dose rate
(#) = Smear location
△ = Air Sample
= Contact/ 30cm dose rates
ABC = Large area swipe
MAL = Minimum Action Level

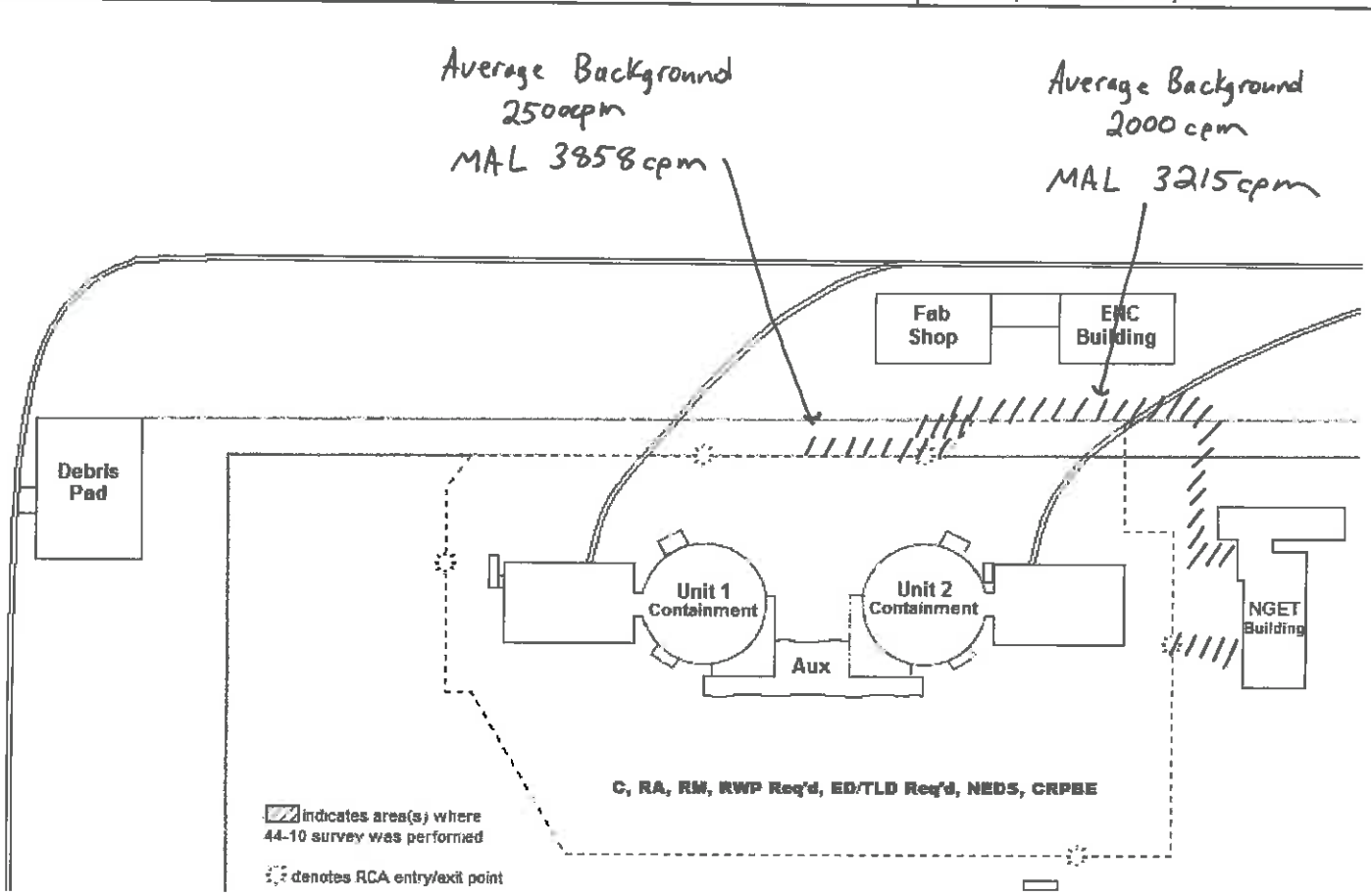

- collimater used
- no counts above MAL

Peer Check (Signature): [signature]

RPS Approval (Signature): [signature]

Survey #: 2017 - 1420 | Description: U1 O/S Daily | Date: 5/23/17 | Time: 1400

Unit: N/A | BLDG: O/S | ELEV: 592'

Surveyor Name(s): (Print) J. Reed (Sign) [signature]

ZIONSOLUTIONS LLC

RWP: 2017 - 0 - 0012

Rad Posting: N/A

Air Sample taken: ☐yes ☒no

Dosimetry Placement: ☒ Chest ☐Head ☐Thigh ☐Other N/A

Instrument Model	Serial #
M12 / 4410	301959
N/A	N/A

All Smears and/or Large Area Swipes <1000 dpm/100cm² (unless noted below)

#	β-γ	α	#	β-γ	α	Masslinns Letter	β-γ

DRPs detected : ☐Yes ☒No ☐N/A

Purpose of Survey:
- ☐ RWP
- ☒ Routine
- ☐ Investigational
- ☐ Release
- ☐ Other (specify)

Comments:
- ☐ Decon Recommended
- ☐ Shielding Recommended
- ☐ Release Recommended
- ☒ None
- ☐ Other (specify)

- - - - = Rad boundary
= Gamma dose rate
(#) = Smear location
△ = Air Sample
*### = Contact/ 30cm dose rates
ABC = Large area swipe
MAL = Minimum Action Level

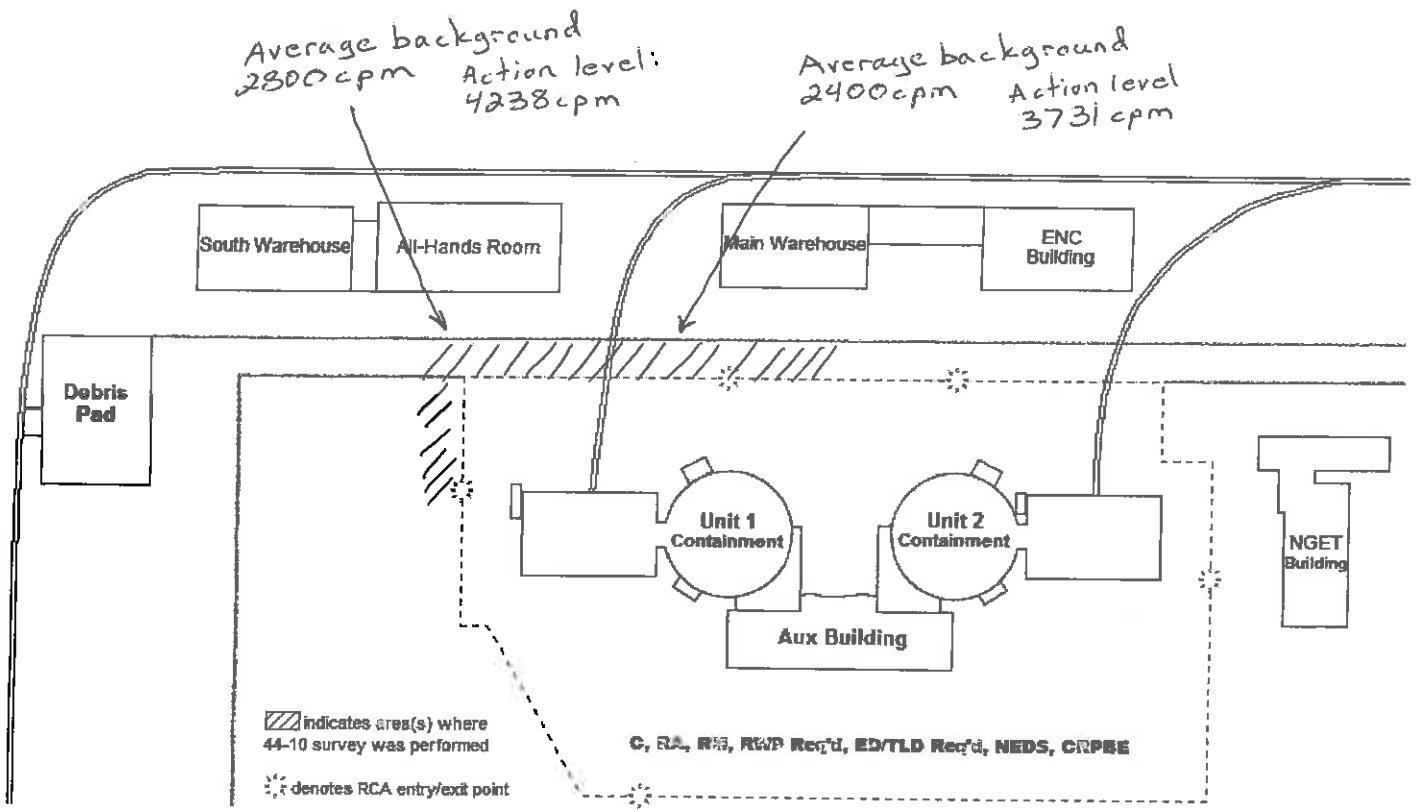

All counts were less than action levels

Peer Check (Signature): [signature] RPS Approval (Signature): [signature]

Survey #: 2017-1439 Description: U1 Daily Walkway Date: 5/24/17 Time: 1400

Unit: N/A BLDG: O/S ELEV: 592'

Surveyor Name(s): (Print) J. Reed (Sign) [signature]

ZIONSOLUTIONS LLC

RWP: 2017 -0- 0012

Rad Posting: N/A

Air Sample taken: ☐yes ☒no

Dosimetry Placement: ☒ Chest ☐Head ☐Thigh ☐Other N/A

Instrument Model	Serial #
M12 / 44-10	302015
N/A	N/A

All Smears and/or Large Area Swipes <1000 dpm/100cm² (unless noted below)

#	β-γ	α	#	β-γ	α	Masslinns Letter	β-γ

DRPs detected : ☐Yes ☒No ☐N/A

Purpose of Survey:
- ☐ RWP
- ☒ Routine
- ☐ Investigational
- ☐ Release
- ☐ Other (specify)

Comments:
- ☐ Decon Recommended
- ☐ Shielding Recommended
- ☐ Release Recommended
- ☒ None
- ☐ Other (specify)

- - - - = Rad boundary
= Gamma dose rate
(#) = Smear location
△ = Air Sample
*## = Contact/ 30cm dose rates
LARGE = Large area swipe
MAL = Minimum Action Level

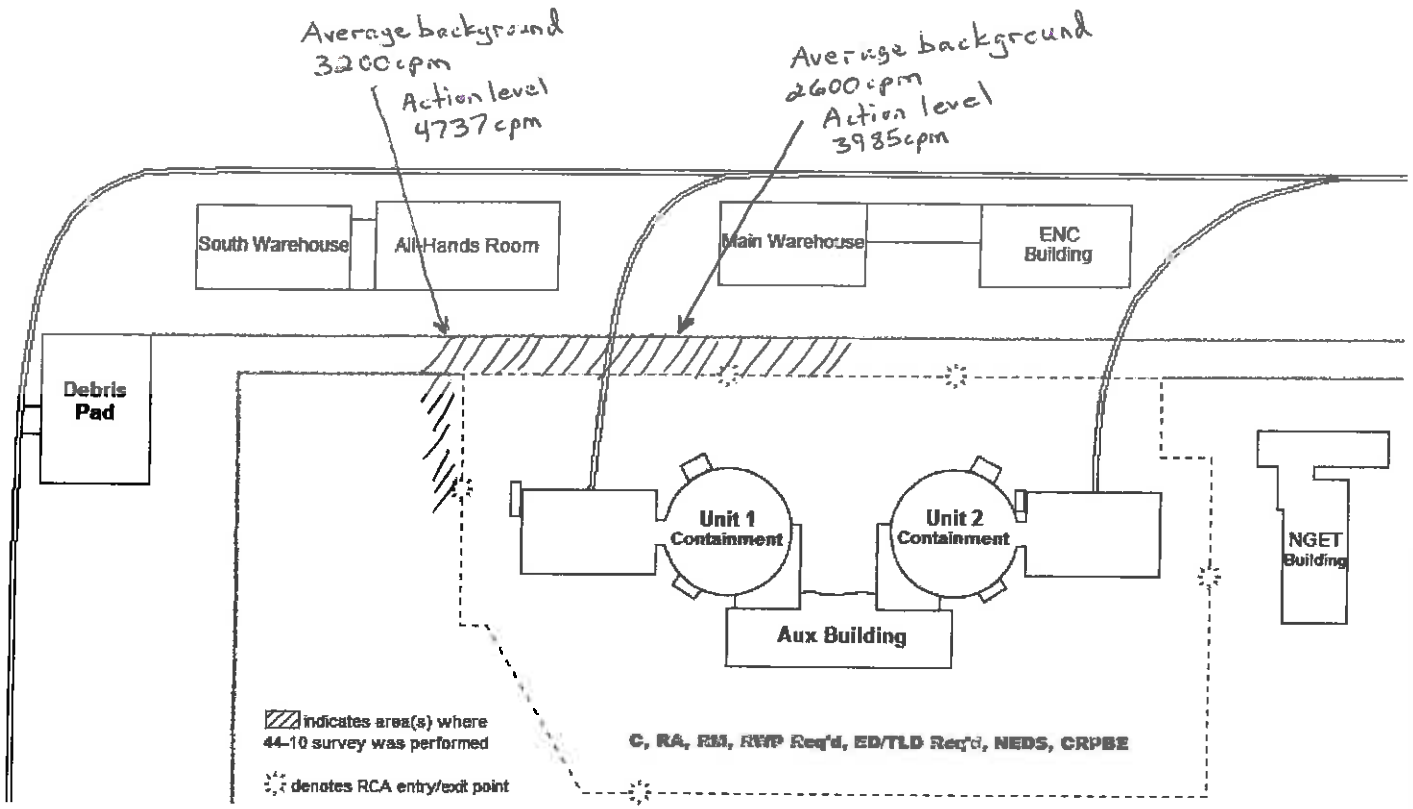

All counts were less than the minimum action level.

Peer Check (Signature): [signature] RPS Approval (Signature): [signature]

Survey #: 2017 - 1454

Unit: N/A BLDG: O/S ELEV: 592

Description: U1 O/S Daily Walkway Date: 5/25/17 Time: 1215

Surveyor Name(s): (Print) J. Reed (Sign) [signature]

ZIONSOLUTIONS LLC

RWP: 2017 - 0 - 0012

Rad Posting: N/A

Air Sample taken: ☐yes ☒no

Dosimetry Placement: ☒ Chest ☐Head ☐Thigh ☐Other N/A

Instrument Model	Serial #
M12 / 44-10	302015
N/A	N/A

All Smears and/or Large Area Swipes <1000 dpm/100cm² (unless noted below)

#	β-γ	α	#	β-γ	α	Masslinns Letter	β-γ

N/A

DRPs detected : ☐Yes ☒No ☐N/A

Purpose of Survey:
- ☐ RWP
- ☒ Routine
- ☐ Investigational
- ☐ Release
- ☐ Other (specify)

Comments:
- ☐ Decon Recommended
- ☐ Shielding Recommended
- ☐ Release Recommended
- ☒ None
- ☐ Other (specify)

- - - - = Rad boundary
- # = Gamma dose rate
- (#) = Smear location
- △ = Air Sample
- *### = Contact/ 30cm dose rates
- ABC = Large area swipe
- MAL = Minimum Action Level

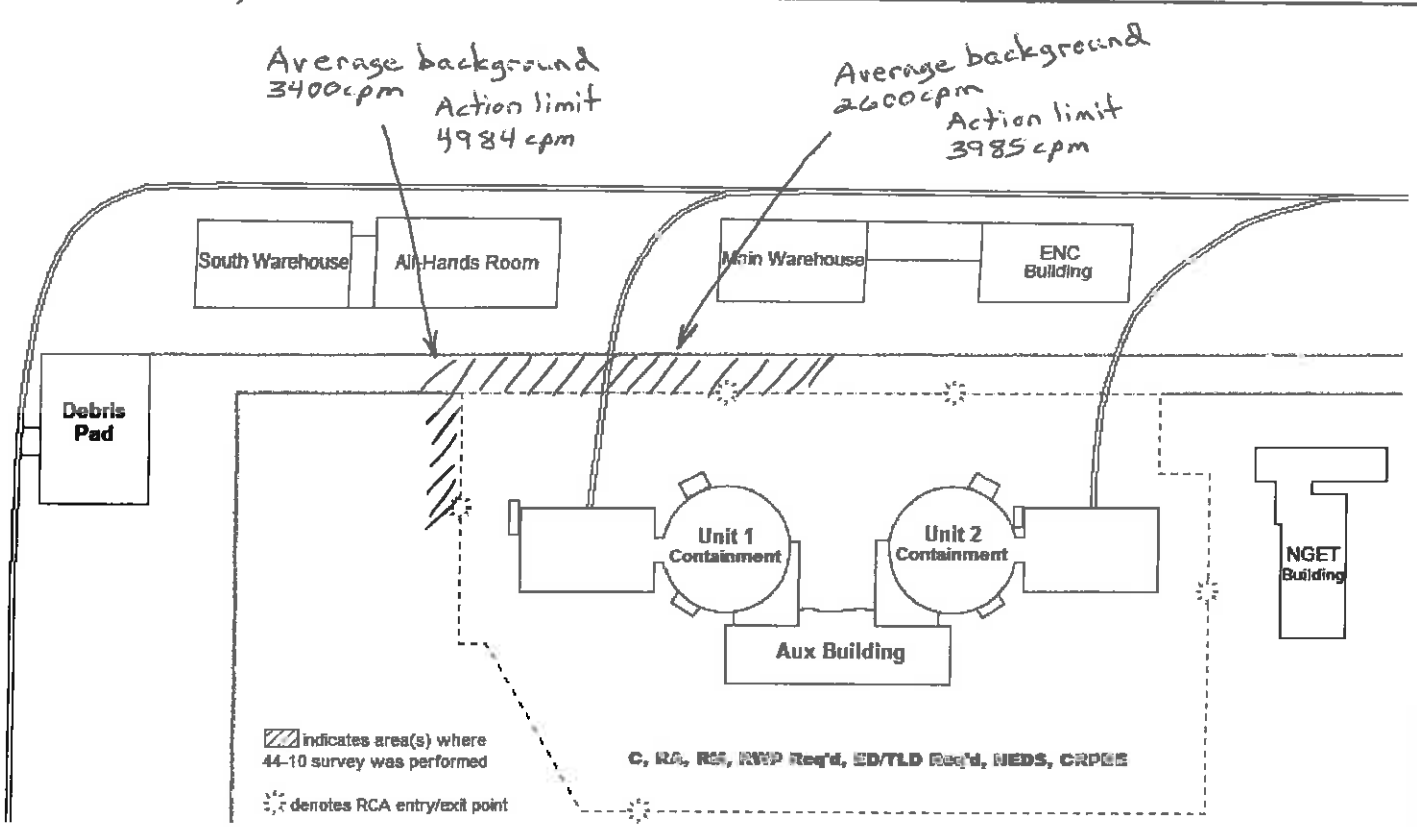

All readings were less than the action levels.

Peer Check (Signature): [signature]

RPS Approval (Signature): [signature]

Survey #: 2017-1483 Description: U2 Daily Pathway Date: 5/30/17 Time: 1600

Unit: 2 BLDG: O/S ELEV: 592' Surveyor Name(s): (Print) C. Terp (Sign) C. T

ZIONSOLUTIONS LLC

RWP: 2017 - O - 0012 Rad Posting: N/A Air Sample taken: ☐yes ☒no

Dosimetry Placement: ☒Chest ☐Head ☐Thigh ☐Other N/A

Instrument Model	Serial #
M12/44-10	302015
N/A	N/A

All Smears and/or Large Area Swipes <1000 dpm/100cm² (unless noted below)

#	β-γ	α	#	β-γ	α	Masslinns Letter	β-γ
			N				
						A	

DRPs detected : ☐Yes ☒No ☐N/A

Purpose of Survey:
- ☐ RWP
- ☒ Routine
- ☐ Investigational
- ☐ Release
- ☐ Other (specify)

Comments:
- ☐ Decon Recommended
- ☐ Shielding Recommended
- ☐ Release Recommended
- ☒ None
- ☐ Other (specify)

- - - - = Rad boundary
= Gamma dose rate
(#) = Smear location
△ = Air Sample
*### = Contact/ 30cm dose rates
AB = Average Background
ABC = Large area swipe
MAL = Minimum Action Level

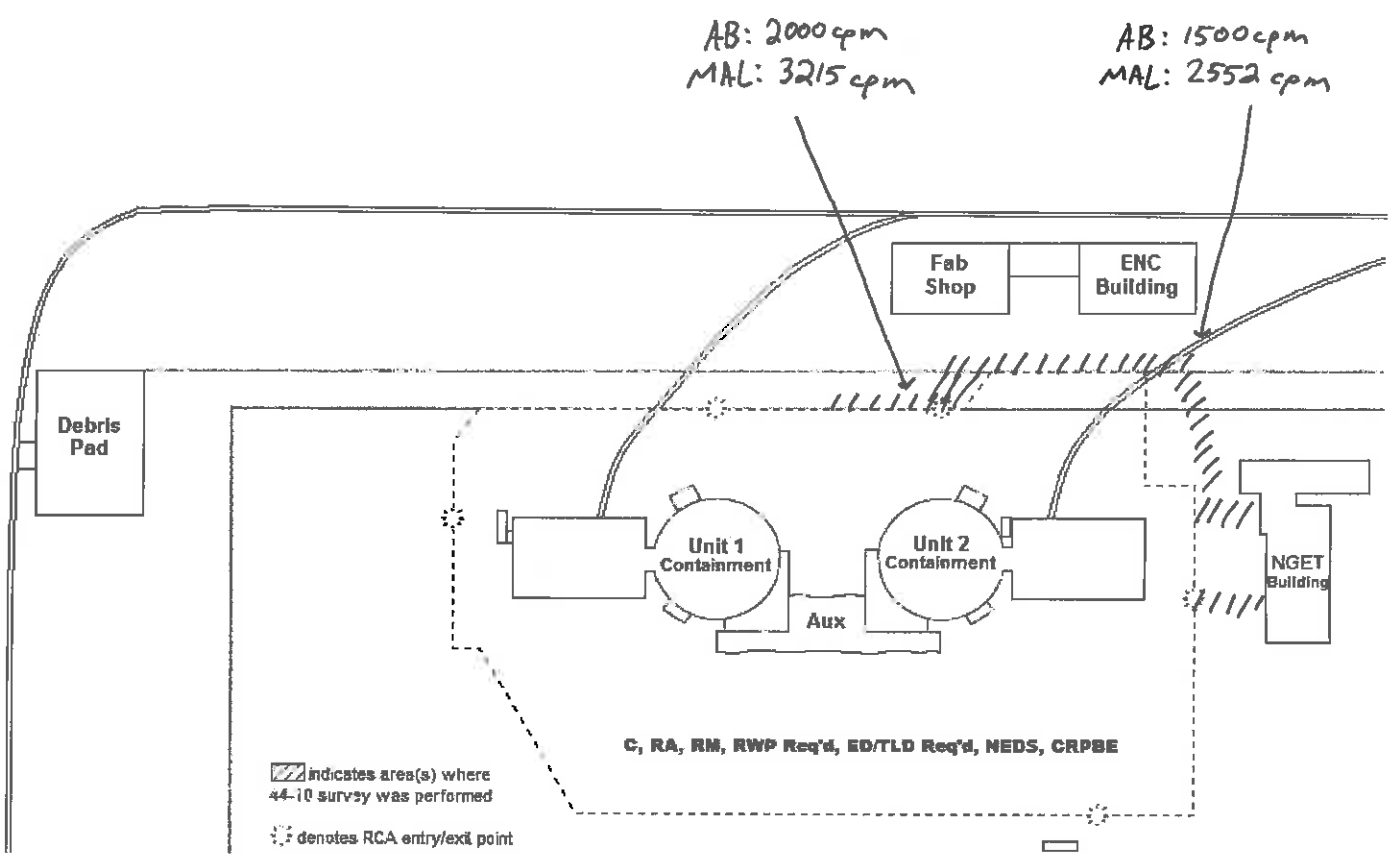

- collimator was used
- no counts above MAL

Peer Check (Signature): RPS Approval (Signature):

Survey #: 2017-1496 Description: U-1 & U-2 WALKWAY Date: 05/31/17 Time: 1600

Unit: N/A BLDG: N/A ELEV: N/A Surveyor Name(s): (Print) P. ARCHER (Sign)

ZIONSOLUTIONS LLC

RWP: 2017 - 0 - 0012 Rad Posting: SEE MAP Air Sample taken: ☐yes ☒no

Dosimetry Placement: ☒ Chest ☐Head ☐Thigh ☐Other N/A

Instrument Model	Serial #
M-12/44-10	289980
N/A	

All Smears and/or Large Area Swipes <1000 dpm/100cm² (unless noted below)

#	β-γ	α	#	β-γ	α	Masslinns Letter	β-γ
N/A							

DRPs detected: ☐Yes ☒No ☐N/A

Purpose of Survey:
- ☐ RWP
- ☒ Routine
- ☐ Investigational
- ☐ Release
- ☐ Other (specify)

Comments:
- ☐ Decon Recommended
- ☐ Shielding Recommended
- ☐ Release Recommended
- ☒ None
- ☐ Other (specify)

- - - - = Rad boundary
= Gamma dose rate
(#) = Smear location
△ = Air Sample
*### = Contact/ 30cm dose rates
ABC = Large area swipe
MAL = Minimum Action Level

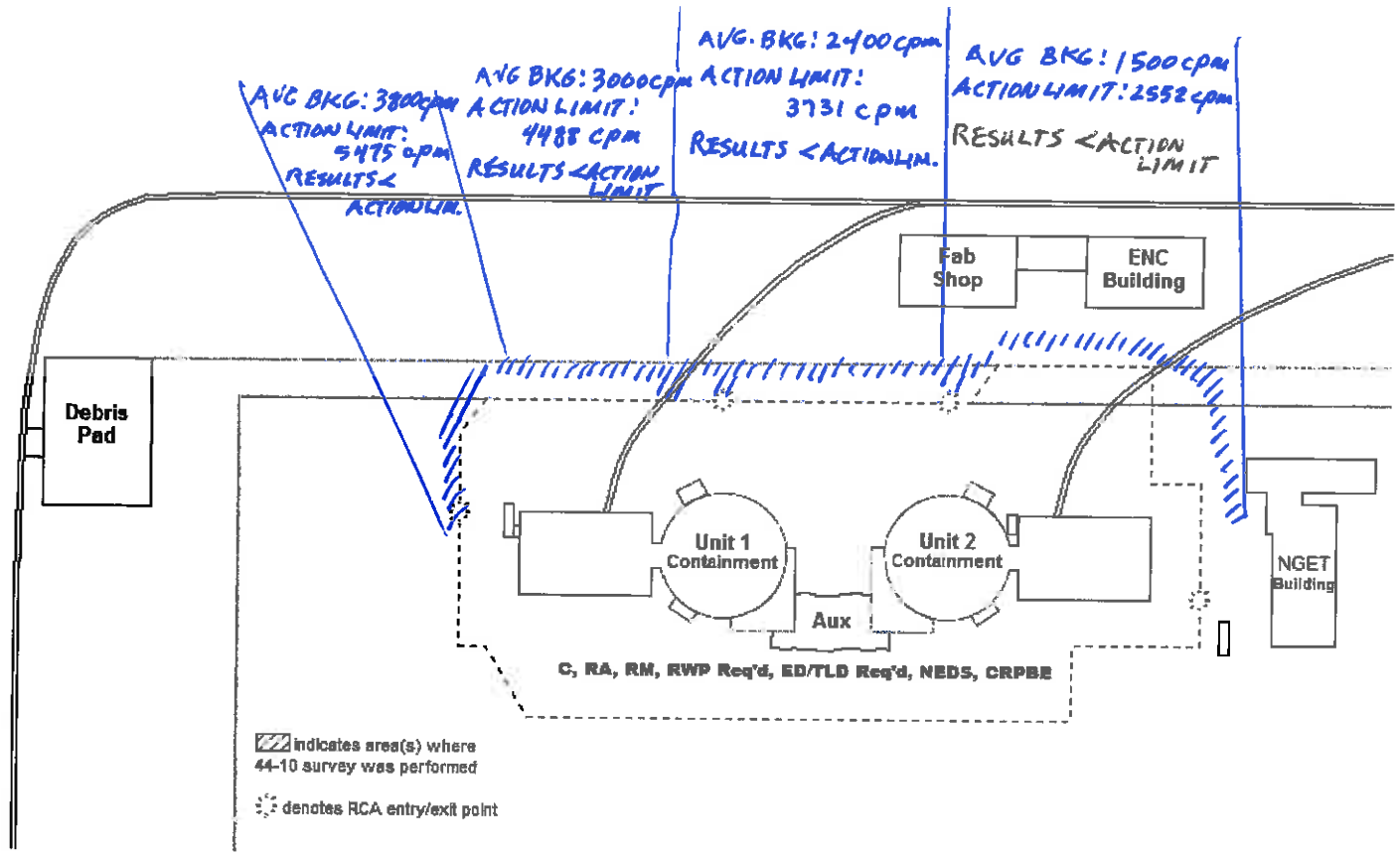

Peer Check (Signature): RPS Approval (Signature):

Survey #: 2017-1530

Description: 44-10 WALKWAY U-1 Date: 06/01/17 Time: 1600

Unit: N/A BLDG: N/A ELEV: N/A

Surveyor Name(s): (Print) P. ARCHER (Sign) P. Archer

ZIONSOLUTIONS LLC

RWP: 2017 -0 - 0012

Rad Posting: SEE MAP

Air Sample taken: ☐yes ☒no

Dosimetry Placement: ☒ Chest ☐Head ☐Thigh ☐Other N/A

Instrument Model	Serial #
M-12/44-10	302044
N/A	

All Smears and/or Large Area Swipes <1000 dpm/100cm² (unless noted below)

#	β-γ	α	#	β-γ	α	Masslinns Letter	β-γ
N/A							

DRPs detected : ☐Yes ☒No ☐N/A

Purpose of Survey:
- ☐ RWP
- ☒ Routine
- ☐ Investigational
- ☐ Release
- ☐ Other (specify)

Comments:
- ☐ Decon Recommended
- ☐ Shielding Recommended
- ☐ Release Recommended
- ☒ None
- ☐ Other (specify)

- - - - = Rad boundary
= Gamma dose rate
(#) = Smear location
△ = Air Sample
*#/# = Contact/ 30cm dose rates
AEC = Large area swipe
MAL = Minimum Action Level

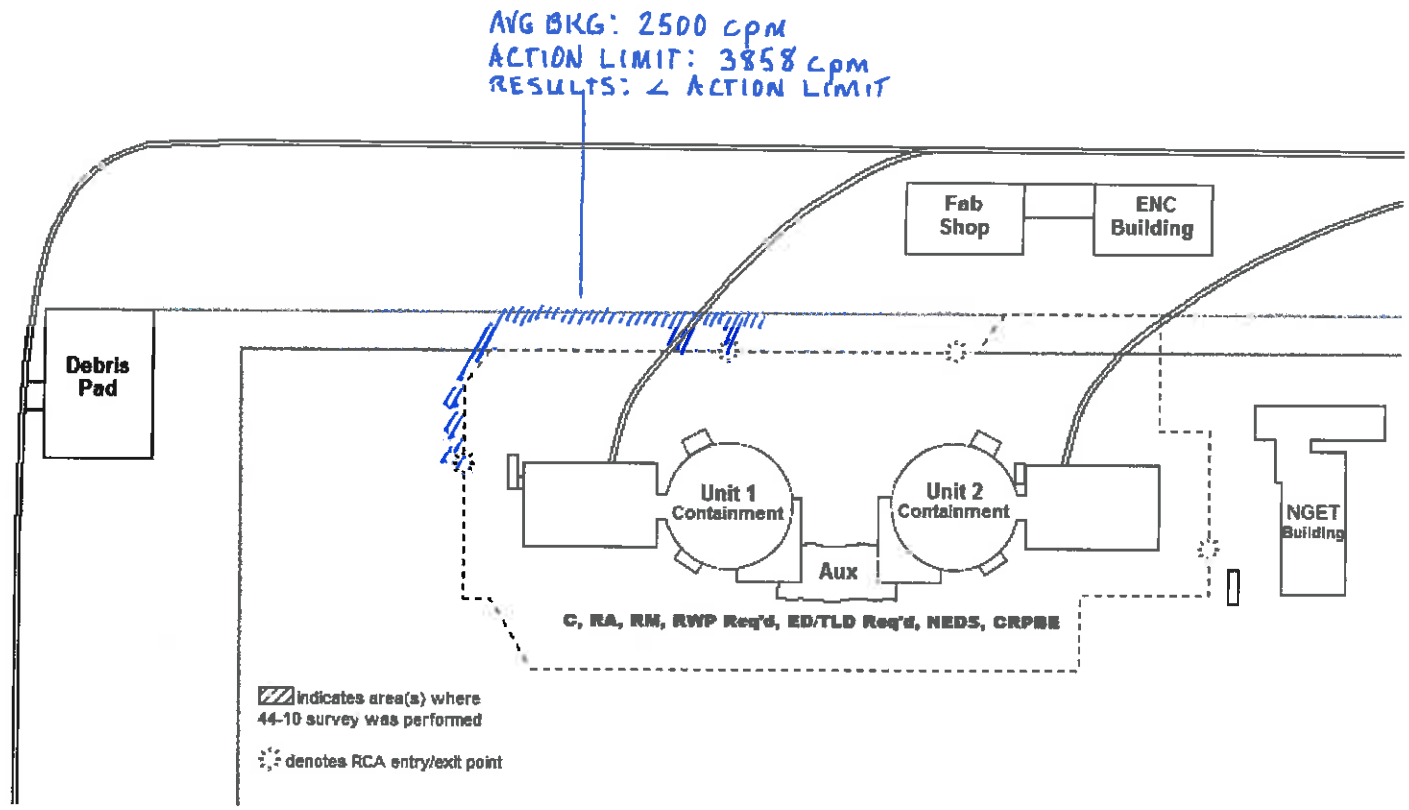

NOTE: ACTIVITY, i.e. BKGD, IS REDUCED AT SOUTH END DUE TO REMOVAL OF INTERMODALS CONTAINING DAW WITH ~~AN~~ PA 6-1-17 ELEVATED DOSE RATES.

Peer Check (Signature): Lynn Lindemann RPS Approval (Signature): [signature]

Survey #: 2017-1540 Description: U2 Daily Pathway Date: 6/1/17 Time: 1430

Unit: 2 BLDG: O/S ELEV: 592'

Surveyor Name(s): (Print) C. Terp (Sign) C. T

ZIONSOLUTIONS LLC

RWP: 2017 - 0 - 0012

Rad Posting: N/A

Air Sample taken: ☐yes ☒no

Dosimetry Placement: ☒Chest ☐Head ☐Thigh ☐Other N/A

Instrument Model	Serial #
M12/44-10	302015
N/A	N/A

All Smears and/or Large Area Swipes <1000 dpm/100cm² (unless noted below)

#	β-γ	α	#	β-γ	α	Masslinns Letter	β-γ
			N				
					A		

DRPs detected: ☐Yes ☒No ☐N/A

Purpose of Survey:
- ☐ RWP
- ☒ Routine
- ☐ Investigational
- ☐ Release
- ☐ Other (specify)

Comments:
- ☐ Decon Recommended
- ☐ Shielding Recommended
- ☐ Release Recommended
- ☒ None
- ☐ Other (specify)

- - - - = Rad boundary
= Gamma dose rate
(#) = Smear location
△ = Air Sample
*### = Contact/ 30cm dose rates
MAL = Minimum Action Level
LAS = Large area swipe
MAL = Minimum Action Level

Average Background 2,000 cpm
MAL 3,215 cpm

Average Background 1500 cpm
MAL 2552 cpm

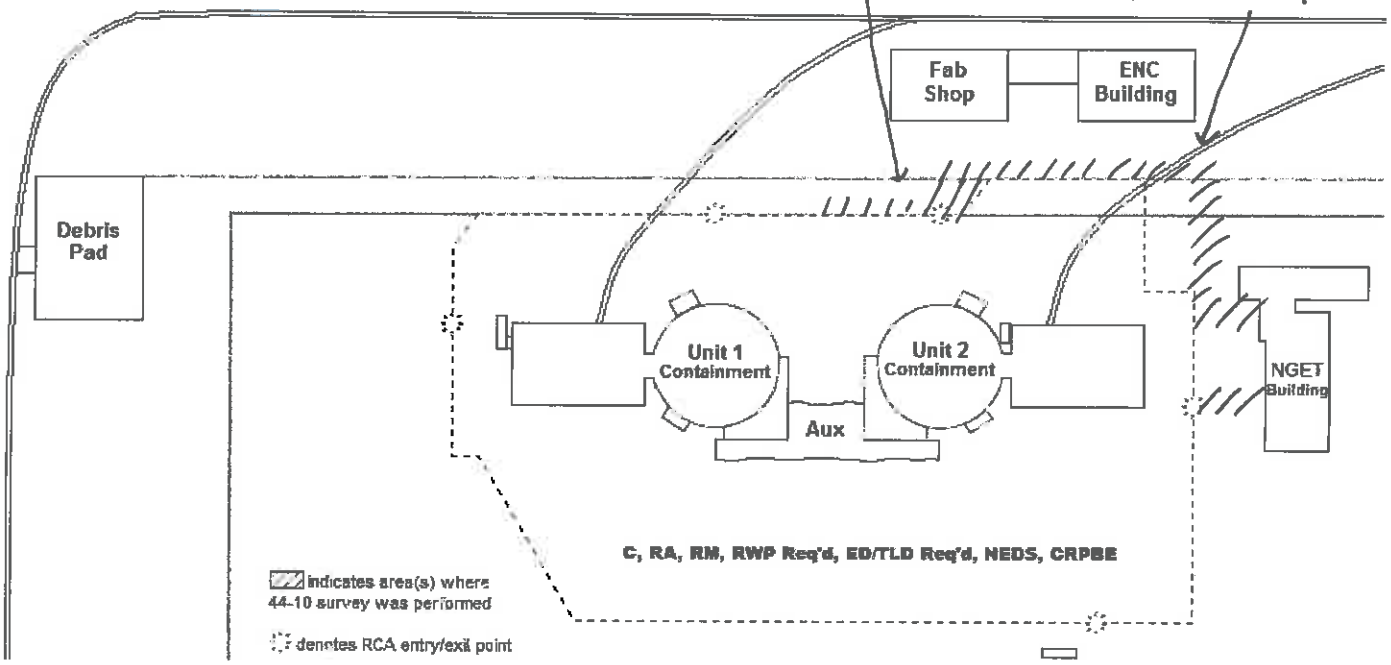

- collimator was used
- no counts above MAL

Peer Check (Signature): [signature] RPS Approval (Signature): [signature]

Survey #: 2017-1541 Description: CLEAN AREA SURVEY Date: 6/2/17 Time: 1300

Unit: Ø BLDG: N/A ELEV: 592 Surveyor Name(s): (Print) DZVONAR (Sign) RD

ZIONSOLUTIONS LLC

RWP: 2017 - 0 - 0012 Rad Posting: SEE BELOW Air Sample taken: ☐yes ☒no

Dosimetry Placement: ☒Chest ☐Head ☐Thigh ☐Other N/A

Instrument Model	Serial #
MIR 44-10	302015
N/A	N/A

All Smears and/or Large Area Swipes <1000 dpm/100cm² (unless noted below)

#	β-γ	α	#	β-γ	α	Masslinns Letter	β-γ
			N	A			

DRPs detected : ☐Yes ☒No ☐N/A

Purpose of Survey:
- ☐ RWP
- ☒ Routine
- ☐ Investigational
- ☐ Release
- ☐ Other (specify)

Comments:
- ☐ Decon Recommended
- ☐ Shielding Recommended
- ☐ Release Recommended
- ☒ None
- ☐ Other (specify)

- - - - = Rad boundary
= Gamma dose rate
(#) = Smear location
△ = Air Sample
= Contact/ 30cm dose rates
ABC = Large area swipe
MAL = Minimum Action Level

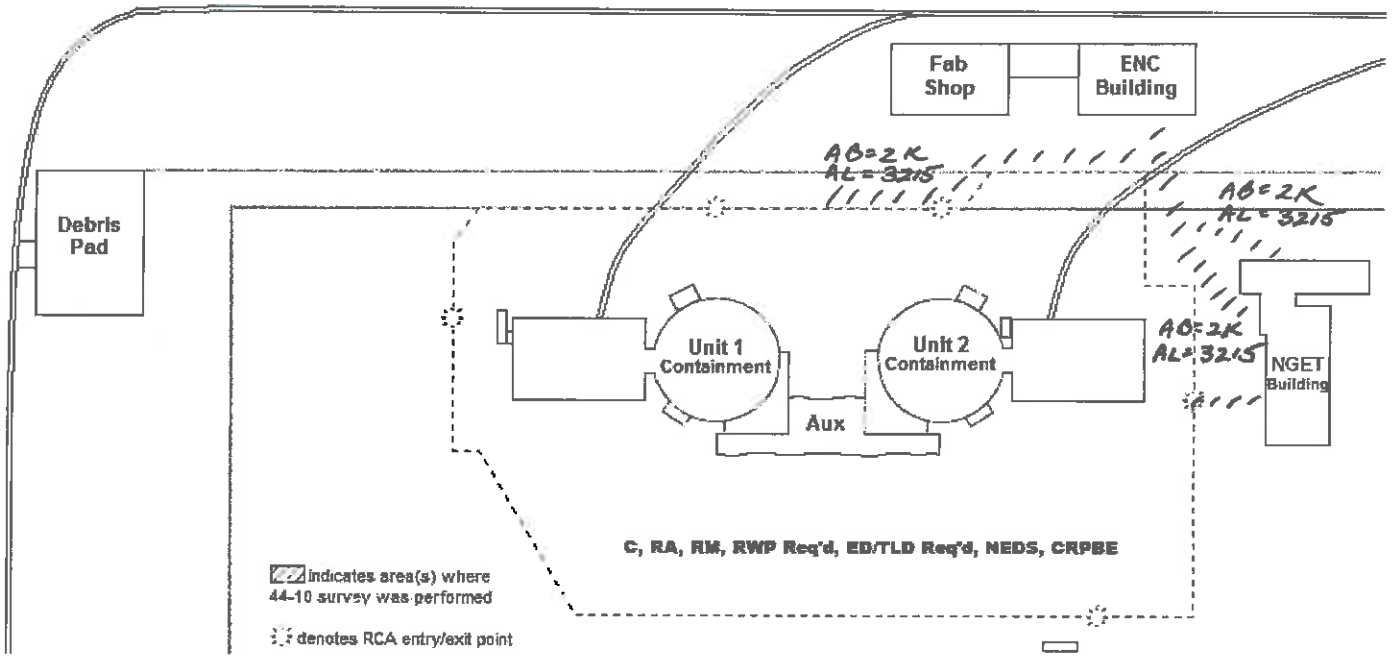

ALL SURVEYED AREAS = AVERAGE BKGD

AL = ACTION LIMIT
AB = AVERAGE BKGD

Peer Check (Signature): [signature] RPS Approval (Signature): [signature]

Survey #: 2017-1554

Description: U-1 WALKWAY 44-10 Date: 06/02/17 Time: 1600

Unit: N/A BLDG: N/A ELEV: N/A

Surveyor Name(s): (Print) P. ARCHER (Sign) [signature]

ZIONSOLUTIONS LLC

RWP: 2017 - 0 - 0012

Rad Posting: SEE MAP

Air Sample taken: ☐yes ☒no

Dosimetry Placement: ☒ Chest ☐Head ☐Thigh ☐Other

Instrument Model	Serial #
M-12/44-10	301959
N/A	

All Smears and/or Large Area Swipes <1000 dpm/100cm² (unless noted below)

#	β-γ	α	#	β-γ	α	Masslinns Letter	β-γ
				N/A			

DRPs detected: ☐Yes ☒No ☐N/A

Purpose of Survey:
- ☐ RWP
- ☒ Routine
- ☐ Investigational
- ☐ Release
- ☐ Other (specify)

Comments:
- ☐ Decon Recommended
- ☐ Shielding Recommended
- ☐ Release Recommended
- ☒ None
- ☐ Other (specify)

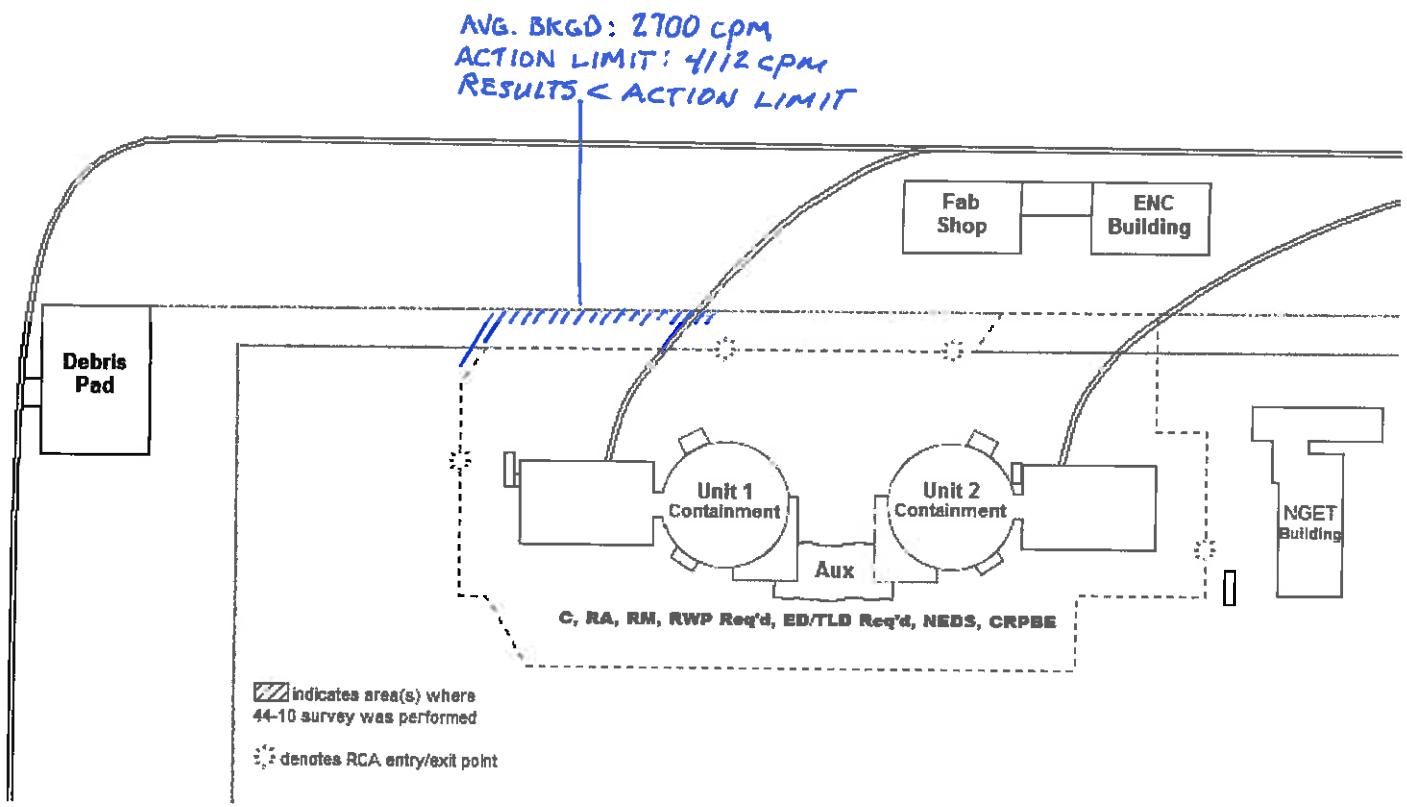

- - - - = Rad boundary
= Gamma dose rate
⊕ = Smear location
△ = Air Sample
*#/# = Contact/ 30cm dose rates
= Large area swipe
MAL = Minimum Action Level

Peer Check (Signature): [signature] RPS Approval (Signature): [signature]

Survey #: 2017-1571

Unit: N/A BLDG: O/S ELEV: 592'

Description: O/S U1 Daily Walkway Date: 6/3/17 Time: 1400

Surveyor Name(s): (Print) John Reed (Sign) [signature]

ZIONSOLUTIONS LLC

RWP: 2017-0-0012

Rad Posting: N/A

Air Sample taken: ☐yes ☒no

Dosimetry Placement: ☒ Chest ☐Head ☐Thigh ☐Other N/A

Instrument Model	Serial #
M12 / 44-10	302015
N/A	N/A

All Smears and/or Large Area Swipes <1000 dpm/100cm² (unless noted below)

#	β-γ	α	#	β-γ	α	Masslinns Letter	β-γ

DRPs detected : ☐Yes ☒No ☐N/A

Purpose of Survey:
- ☐ RWP
- ☒ Routine
- ☐ Investigational
- ☐ Release
- ☐ Other (specify)

Comments:
- ☐ Decon Recommended
- ☐ Shielding Recommended
- ☐ Release Recommended
- ☒ None
- ☐ Other (specify)

- - - - = Rad boundary
= Gamma dose rate
(#) = Smear location
△ = Air Sample
*##/## = Contact/ 30cm dose rates
AREC = Large area swipe
MAL = Minimum Action Level

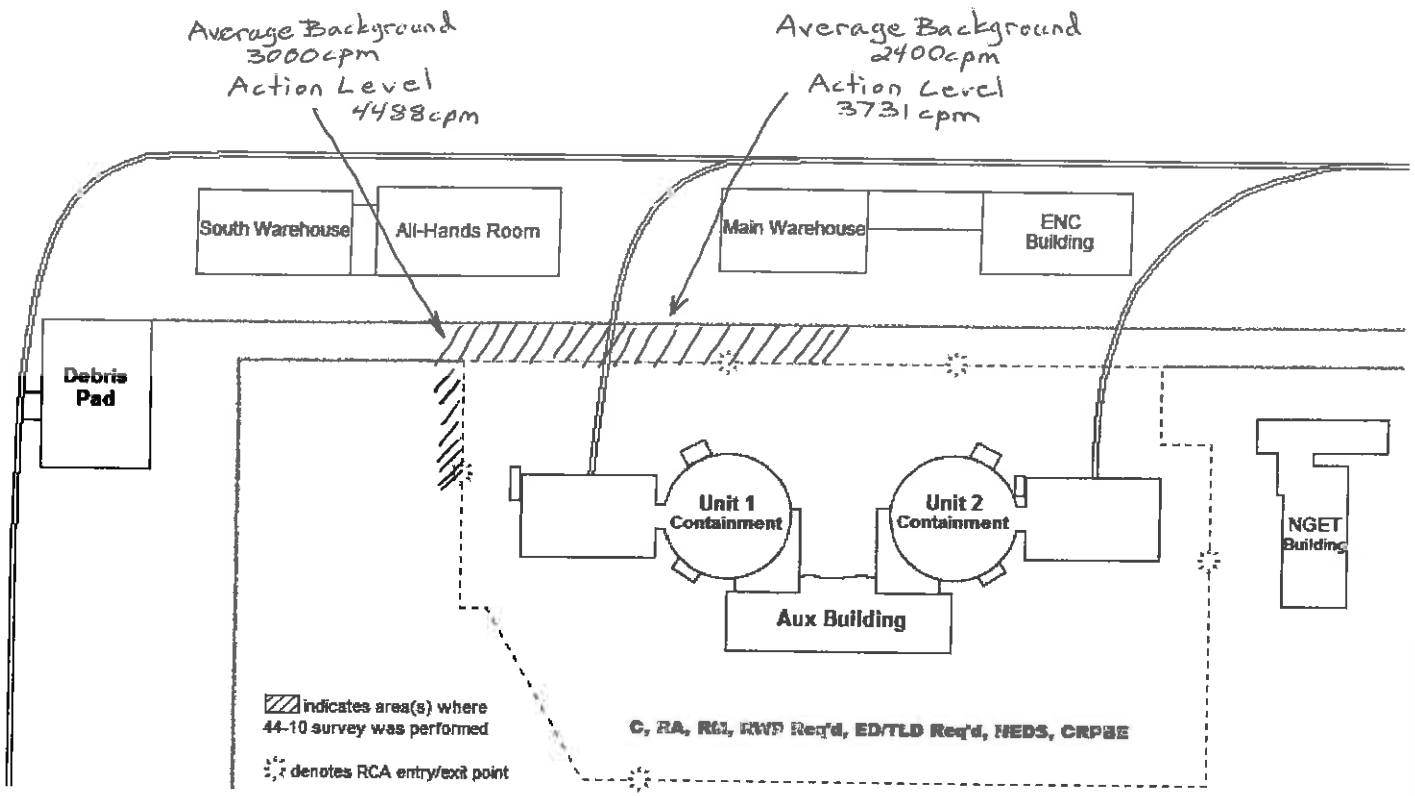

Survey route showed no counts above the minimum action level.

Peer Check (Signature): [signature] RPS Approval (Signature): [signature]

Survey #: 2017-1573

Unit: 2 BLDG: O/S ELEV: 592'

Description: Unit 2 Daily Pathway Date: 6/3/17 Time: 1230

Surveyor Name(s): (Print) C. Terp (Sign) CL T

ZIONSOLUTIONS

RWP: 2017 - 0 - 0012

Rad Posting: N/A

Air Sample taken: ☐yes ☒no

Dosimetry Placement: ☒ Chest ☐Head ☐Thigh ☐Other N/A

Instrument Model	Serial #
M12/44-10	302015
N/A	N/A

All Smears and/or Large Area Swipes <1000 dpm/100cm² (unless noted below)

#	β-γ	α	#	β-γ	α	Masslinns Letter	β-γ
			N			A	

DRPs detected : ☐Yes ☒No ☐N/A

Purpose of Survey:
- ☐ RWP
- ☒ Routine
- ☐ Investigational
- ☐ Release
- ☐ Other (specify)

Comments:
- ☐ Decon Recommended
- ☐ Shielding Recommended
- ☐ Release Recommended
- ☒ None
- ☐ Other (specify)

- - - - = Rad boundary
= Gamma dose rate
(#) = Smear location
△ = Air Sample
*### = Contact/ 30cm dose rates
AES = Large area swipe
MAL = Minimum Action Level

Average Background 2,000 cpm
MAL 3215 cpm

Average Background 1500 cpm
MAL 2552 cpm

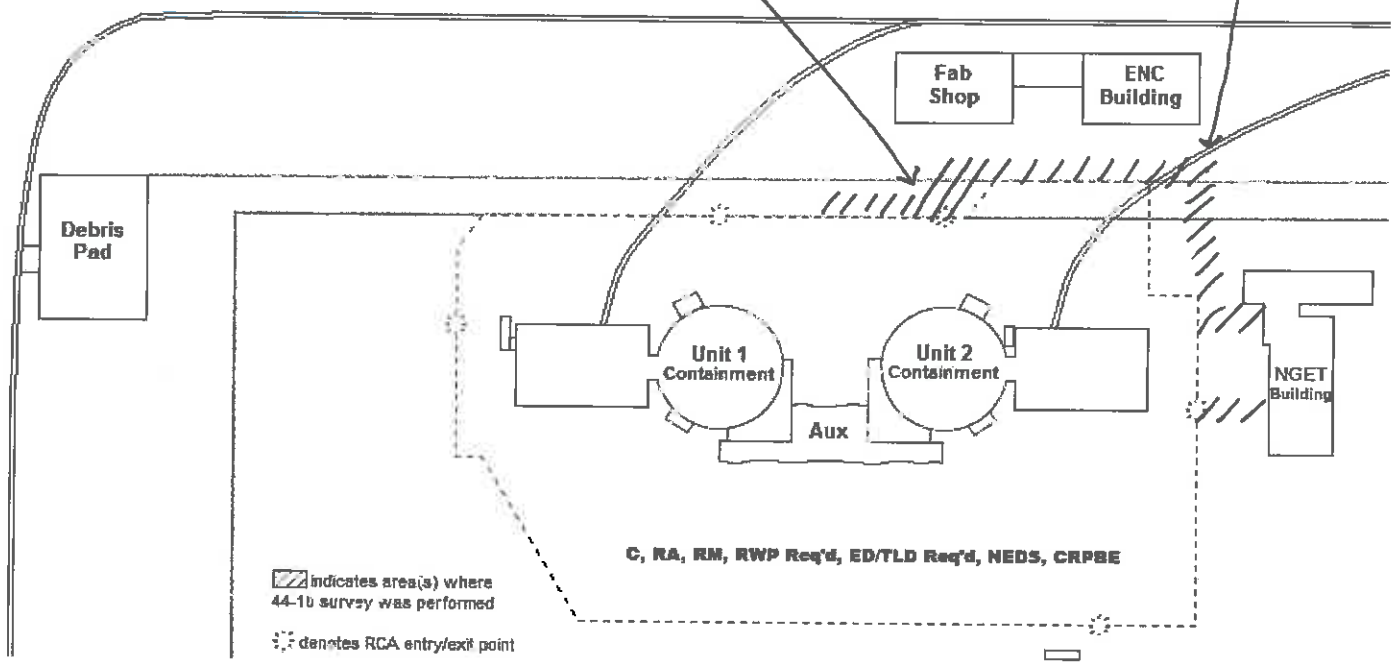

- collimator was used
- no counts above MAL

Peer Check (Signature): [signature] RPS Approval (Signature): [signature]

Survey #: 2017-1579

Unit: N/A BLDG: O/S ELEV: 592'

Description: O/S Pathway Survey Date: 6/5/17 Time: 1323

Surveyor Name(s): (Print) Bo Skornicka (Sign) [signature]

ZIONSOLUTIONS LLC

RWP: 2017 - O - 0003

Rad Posting: See Below

Air Sample taken: ☐yes ☒no

Dosimetry Placement: ☒ Chest ☐Head ☐Thigh ☐Other N/A

Instrument Model	Serial #
M-12/44-10	289980
M-12/44-10	302044
N/A	N/A

All Smears and/or Large Area Swipes <1000 dpm/100cm² (unless noted below)

#	β-γ	α	#	β-γ	α	Masslinns Letter	β-γ
				N	A		

DRPs detected: ☐Yes ☒No ☐N/A

Purpose of Survey:
- ☐ RWP
- ☒ Routine
- ☐ Investigational
- ☐ Release
- ☐ Other (specify)

Comments:
- ☐ Decon Recommended
- ☐ Shielding Recommended
- ☐ Release Recommended
- ☒ None
- ☐ Other (specify)

- - - - = Rad boundary
= Gamma dose rate
(#) = Smear location
△ = Air Sample
*#/# = Contact/ 30cm dose rates
LAS = Large area swipe
MAL = Minimum Action Level

* No actions limits reached

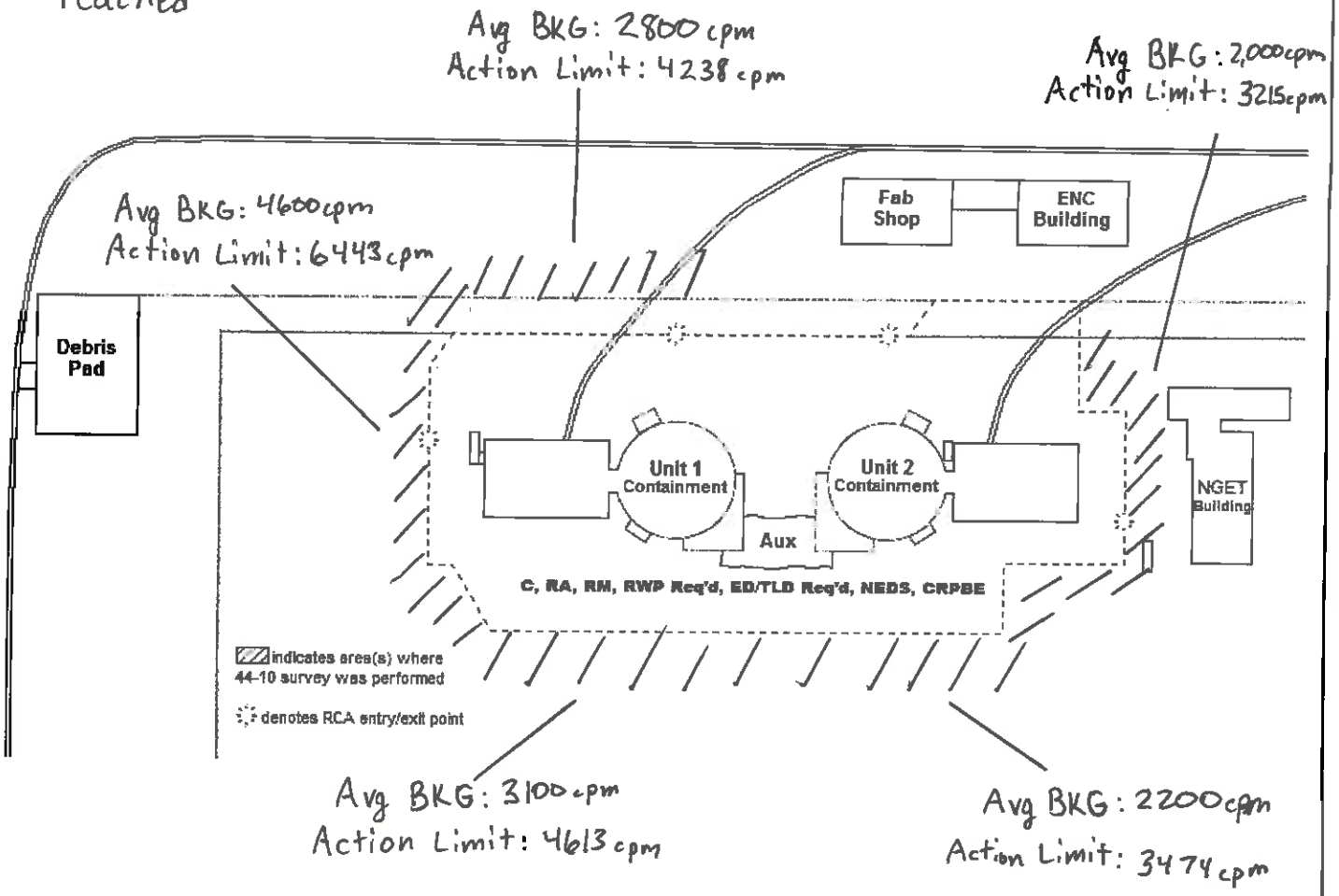

* Northwest area not surveyed due to electrical cable event

Peer Check (Signature): Craig R. May

RPS Approval (Signature): [signature]

Survey #: 2017-1592

Unit: ___ BLDG: o/s ELEV: 592'

Description: Unit 1 & 2 Daily Pathway Date: 6/6/17 Time: 1530

Surveyor Name(s): (Print) C. Terp (Sign) CLT

ZIONSOLUTIONS LLC

RWP: 2017 - 0 - 0012

Rad Posting: N/A

Air Sample taken: ☐yes ☒no

Dosimetry Placement: ☒ Chest ☐Head ☐Thigh ☐Other N/A

Instrument Model	Serial #
M12/44-10	274196
M12/44-10	302044
N/A	N/A

All Smears and/or Large Area Swipes <1000 dpm/100cm² (unless noted below)

#	β-γ	α	#	β-γ	α	Masslinns Letter	β-γ
			N		A		

DRPs detected: ☐Yes ☒No ☐N/A

Purpose of Survey:
- ☐ RWP
- ☒ Routine
- ☐ Investigational
- ☐ Release
- ☐ Other (specify)

Comments:
- ☐ Decon Recommended
- ☐ Shielding Recommended
- ☐ Release Recommended
- ☒ None
- ☐ Other (specify)

- - - - = Rad boundary
= Gamma dose rate
(#) = Smear location
△ = Air Sample
*#/# = Contact/ 30cm dose rates
AB = Average Background
AEC = Large area swipe
MAL = Minimum Action Level

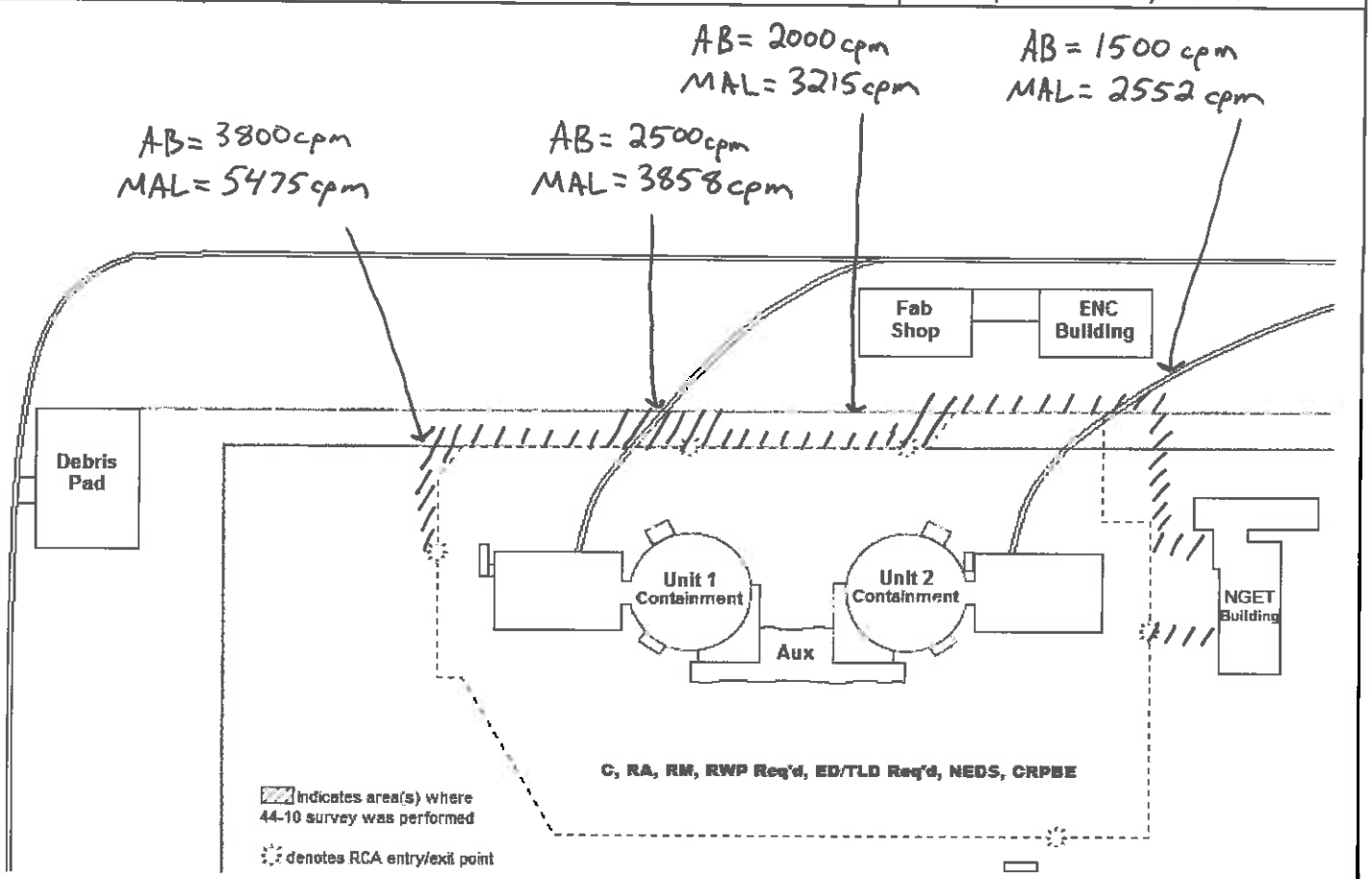

- collimater was used
- no counts above MAL

Peer Check (Signature): Craig R. [signature]

RPS Approval (Signature): [signature]

Survey #: 2017-1607

Description: U-1 WALKWAY ROUTINE Date: 06/07/17 Time: 1530

Unit: N/A BLDG: N/A ELEV: N/A

Surveyor Name(s): (Print) P. ARCHER (Sign) P. Archer

ZIONSOLUTIONS LLC

RWP: 2017 - 0 - 0012

Rad Posting: SEE MAP

Air Sample taken: ☐ yes ☒ no

Dosimetry Placement: ☒ Chest ☐ Head ☐ Thigh ☐ Other N/A

Instrument Model	Serial #
M.12/44.10	302015
N/A	

All Smears and/or Large Area Swipes <1000 dpm/100cm² (unless noted below)

#	β-γ	α	#	β-γ	α	Masslinns Letter	β-γ
N/A							

DRPs detected: ☐ Yes ☒ No ☐ N/A

Purpose of Survey:
- ☐ RWP
- ☒ Routine
- ☐ Investigational
- ☐ Release
- ☐ Other (specify)

Comments:
- ☐ Decon Recommended
- ☐ Shielding Recommended
- ☐ Release Recommended
- ☒ None
- ☐ Other (specify)

- - - - = Rad boundary
= Gamma dose rate
(#) = Smear location
△ = Air Sample
*##/## = Contact/ 30cm dose rates
LAS = Large area swipe
MAL = Minimum Action Level

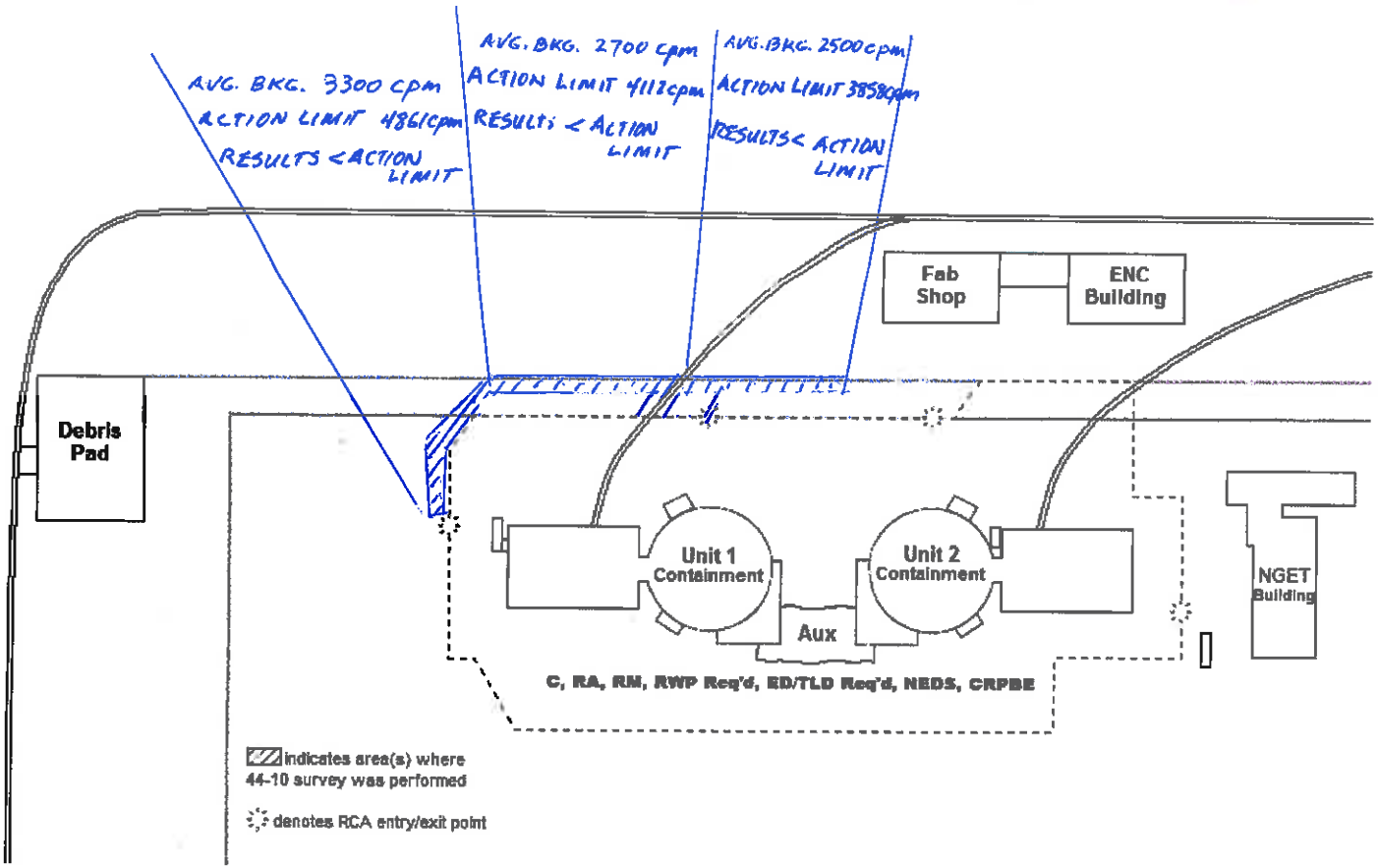

Peer Check (Signature): [signature]

RPS Approval (Signature): [signature]

Survey #: 2017-1627

Unit: 2 BLDG: O/S ELEV: 592'

Description: Unit 2 Daily Pathway Date: 6/7/17 Time: 1600

Surveyor Name(s): (Print) C. Terp (Sign) CL T

ZIONSOLUTIONS LLC

RWP: 2017 - 0 - 0012

Rad Posting: N/A

Air Sample taken: ☐yes ☒no

Dosimetry Placement: ☒Chest ☐Head ☐Thigh ☐Other N/A

Instrument Model	Serial #
M12/44-10	301959
N/A	N/A

All Smears and/or Large Area Swipes <1000 dpm/100cm² (unless noted below)

#	β-γ	α	#	β-γ	α	Masslinns Letter	β-γ
				N	A		

DRPs detected: ☐Yes ☒No ☐N/A

Purpose of Survey:
- ☐ RWP
- ☒ Routine
- ☐ Investigational
- ☐ Release
- ☐ Other (specify)

Comments:
- ☐ Decon Recommended
- ☐ Shielding Recommended
- ☐ Release Recommended
- ☒ None
- ☐ Other (specify)

- - - - = Rad boundary
= Gamma dose rate
(#) = Smear location
△ = Air Sample
*### = Contact/ 30cm dose rates
ABC = Large area swipe
MAL = Minimum Action Level

Average Background 1500cpm
MAL 2552 cpm

Average Background 2000cpm
MAL 3215cpm

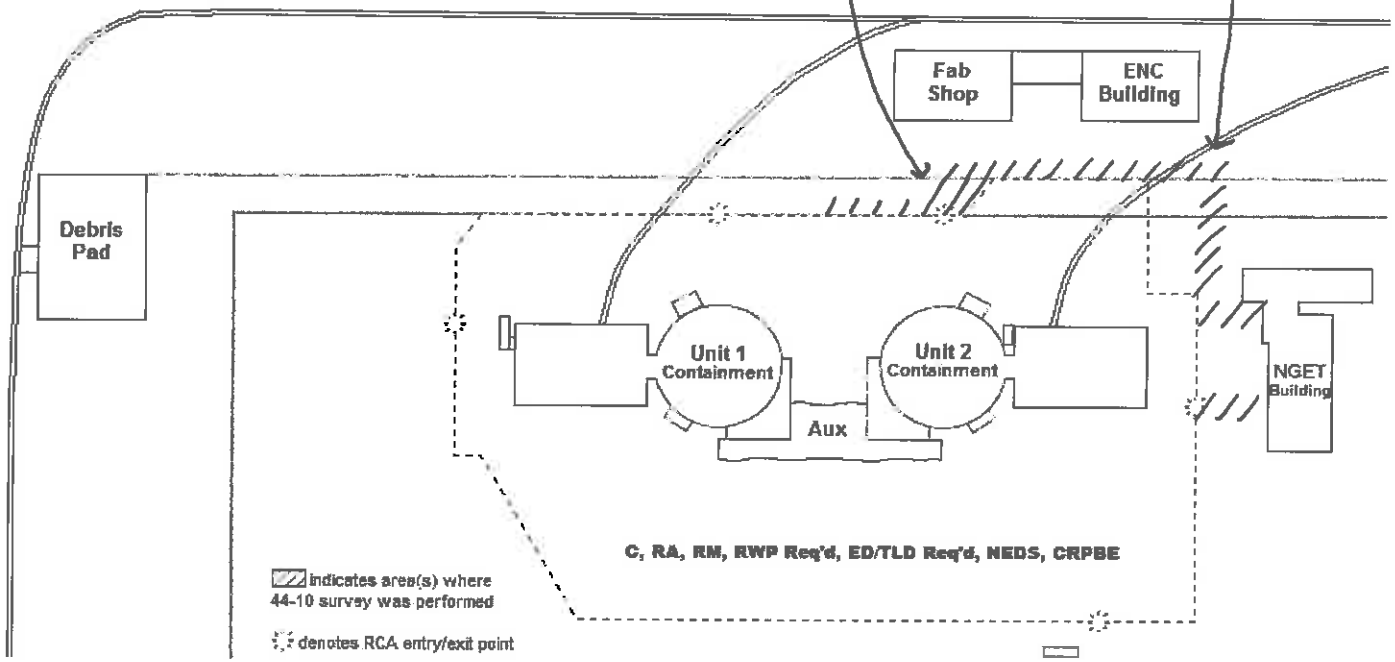

- Collimater was used
- no counts above MAL

Peer Check (Signature): [signature]

RPS Approval (Signature): [signature]

Survey #: 2017-1628

Description: Unit 2 Daily Pathway Date: 6/8/17 Time: 1215

Unit: 2 BLDG: O/S ELEV: 592'

Surveyor Name(s): (Print) C. Terp (Sign) CL T

ZION SOLUTIONS LLC

RWP: 2017 - 0 - 0012

Rad Posting: N/A

Air Sample taken: ☐yes ☒no

Dosimetry Placement: ☒ Chest ☐Head ☐Thigh ☐Other N/A

Instrument Model	Serial #
M12/44-10	302015
N/A	N/A

All Smears and/or Large Area Swipes <1000 dpm/100cm² (unless noted below)

#	β-γ	α	#	β-γ	α	Masslinns Letter	β-γ
				N	A		

DRPs detected : ☐Yes ☒No ☐N/A

Purpose of Survey:
- ☐ RWP
- ☒ Routine
- ☐ Investigational
- ☐ Release
- ☐ Other (specify)

Comments:
- ☐ Decon Recommended
- ☐ Shielding Recommended
- ☐ Release Recommended
- ☒ None
- ☐ Other (specify)

- - - - = Rad boundary
= Gamma dose rate
(#) = Smear location
△ = Air Sample
*### = Contact/ 30cm dose rates
ABC = Large area swipe
MAL = Minimum Action Level

Average Background 1500 cpm
MAL 2552 cpm

Average Background 2000 cpm
MAL 3215 cpm

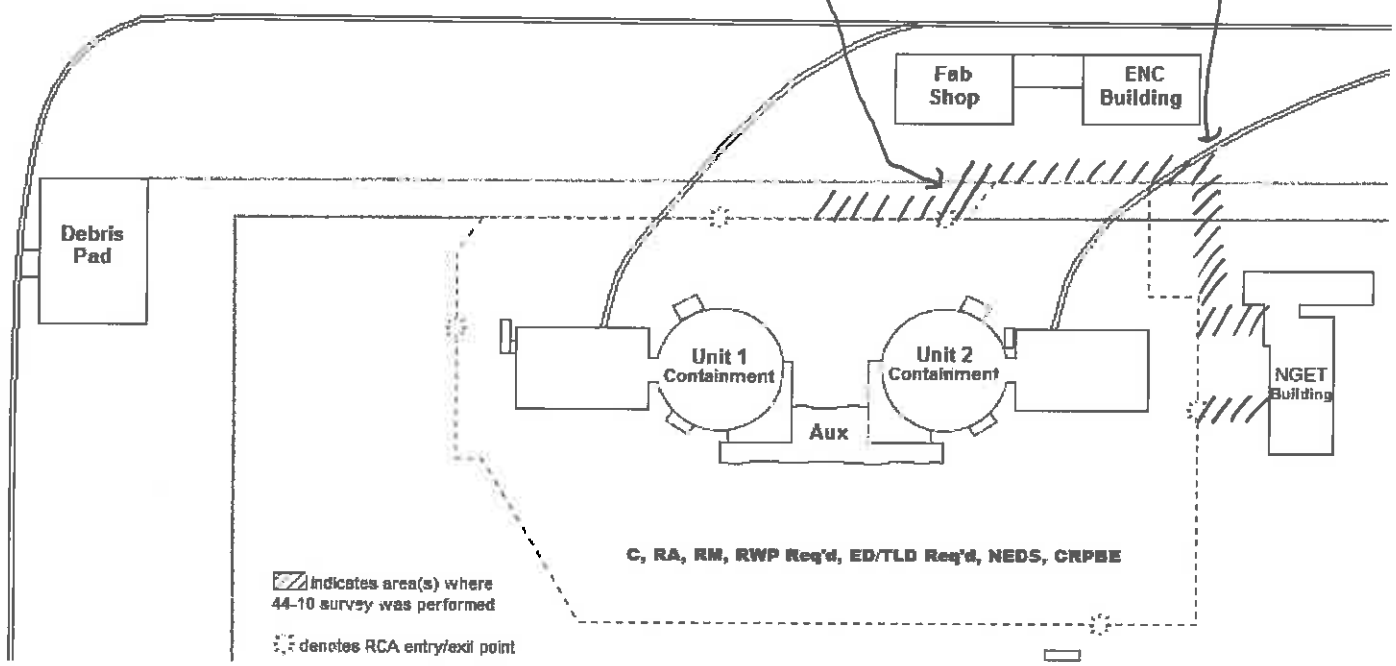

- Collimator was used
- no counts above MAL

Peer Check (Signature): [signature]

RPS Approval (Signature): [signature]

Survey #: 2017-1632 Description: U-1 WALKWAY ROUTINE Date: 06/08/17 Time: 1500

Unit: N/A BLDG: N/A ELEV: N/A Surveyor Name(s): (Print) PATRICK ARCHER (Sign) [signature]

ZIONSOLUTIONS LLC

RWP: 2017 - 0 - 0012 Rad Posting: SEE MAP Air Sample taken: ☐yes ☒no

Dosimetry Placement: ☒Chest ☐Head ☐Thigh ☐Other N/A

Instrument Model	Serial #
M-12/4440	302015
N/A	

All Smears and/or Large Area Swipes <1000 dpm/100cm² (unless noted below)

#	β-γ	α	#	β-γ	α	Masslinns Letter	β-γ
				N/A			

DRPs detected: ☐Yes ☒No ☐N/A

Purpose of Survey:
- ☐ RWP
- ☒ Routine
- ☐ Investigational
- ☐ Release
- ☐ Other (specify)

Comments:
- ☐ Decon Recommended
- ☐ Shielding Recommended
- ☐ Release Recommended
- ☒ None
- ☐ Other (specify)

- - - - = Rad boundary
= Gamma dose rate
(#) = Smear location
△ = Air Sample
*### = Contact/ 30cm dose rates
LAS = Large area swipe
MAL = Minimum Action Level

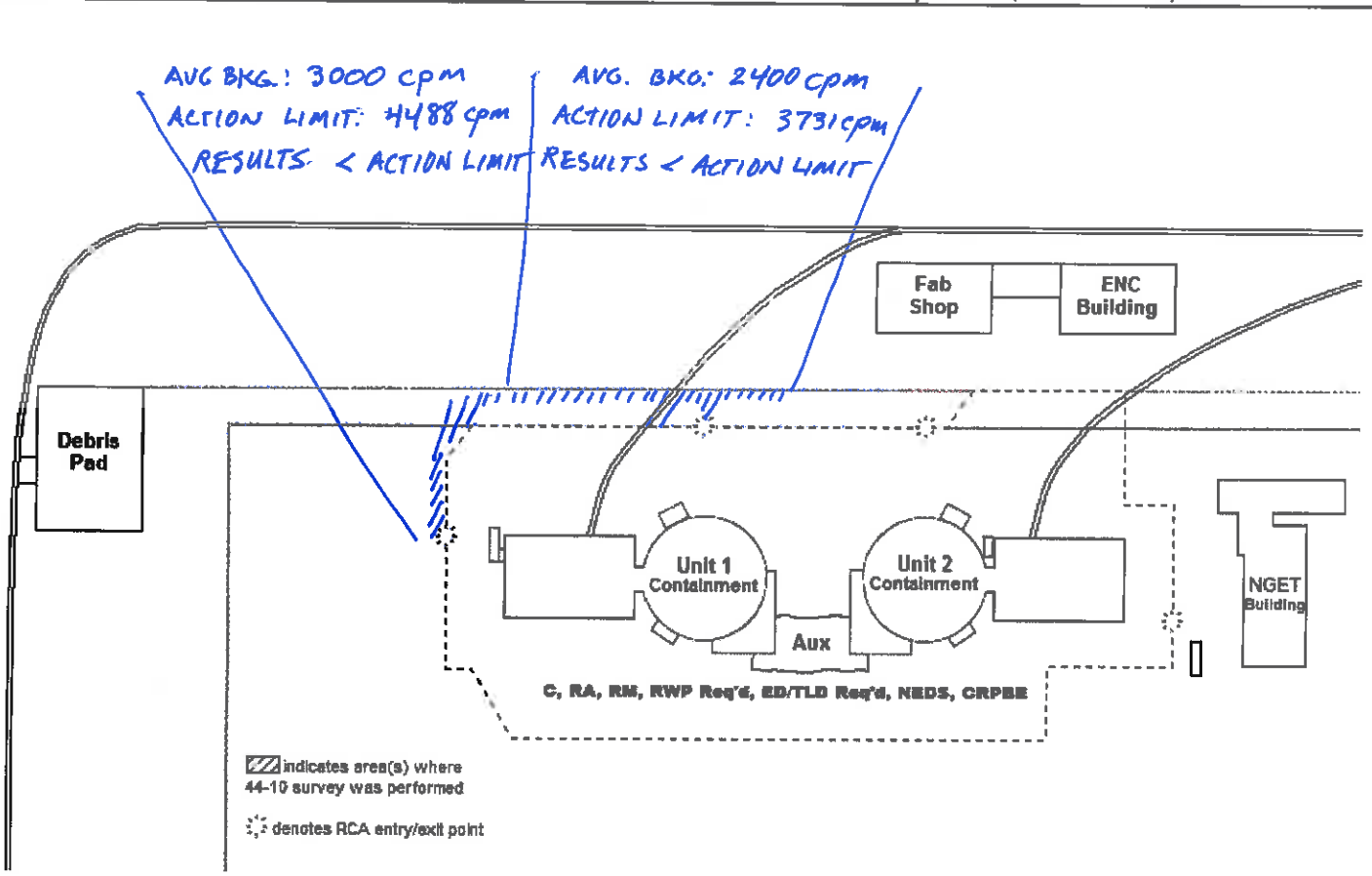

Peer Check (Signature): Lynn Lindemann RPS Approval (Signature): [signature]

Survey #: 2017-1047 Description: Daily Walkdown Date: 10/9/17 Time: 1300

Unit: N/A BLDG: 05 ELEV: 592' Surveyor Name(s): (Print) Lynn Lindemann (Sign) Lynn Lindemann

ZION SOLUTIONS LLC

RWP: 2017-0-0003 Rad Posting: See Below Air Sample taken: ☐yes ☒no

Dosimetry Placement: ☒ Chest ☐Head ☐Thigh ☐Other N/A

Instrument Model	Serial #
M-12 / 44-10	302044
N/A	N/A

All Smears and/or Large Area Swipes <1000 dpm/100cm² (unless noted below)

#	β-γ	α	#	β-γ	α	Masslinns Letter	β-γ
				N			
					A		

DRPs detected: ☐Yes ☒No ☐N/A

Purpose of Survey:
- ☐ RWP
- ☒ Routine
- ☐ Investigational
- ☐ Release
- ☐ Other (specify)

Comments:
- ☐ Decon Recommended
- ☐ Shielding Recommended
- ☐ Release Recommended
- ☒ None
- ☐ Other (specify)

- - - - = Rad boundary
= Gamma dose rate
(#) = Smear location
△ = Air Sample
*## = Contact/ 30cm dose rates
ABC = Large area swipe
MAL = Minimum Action Level

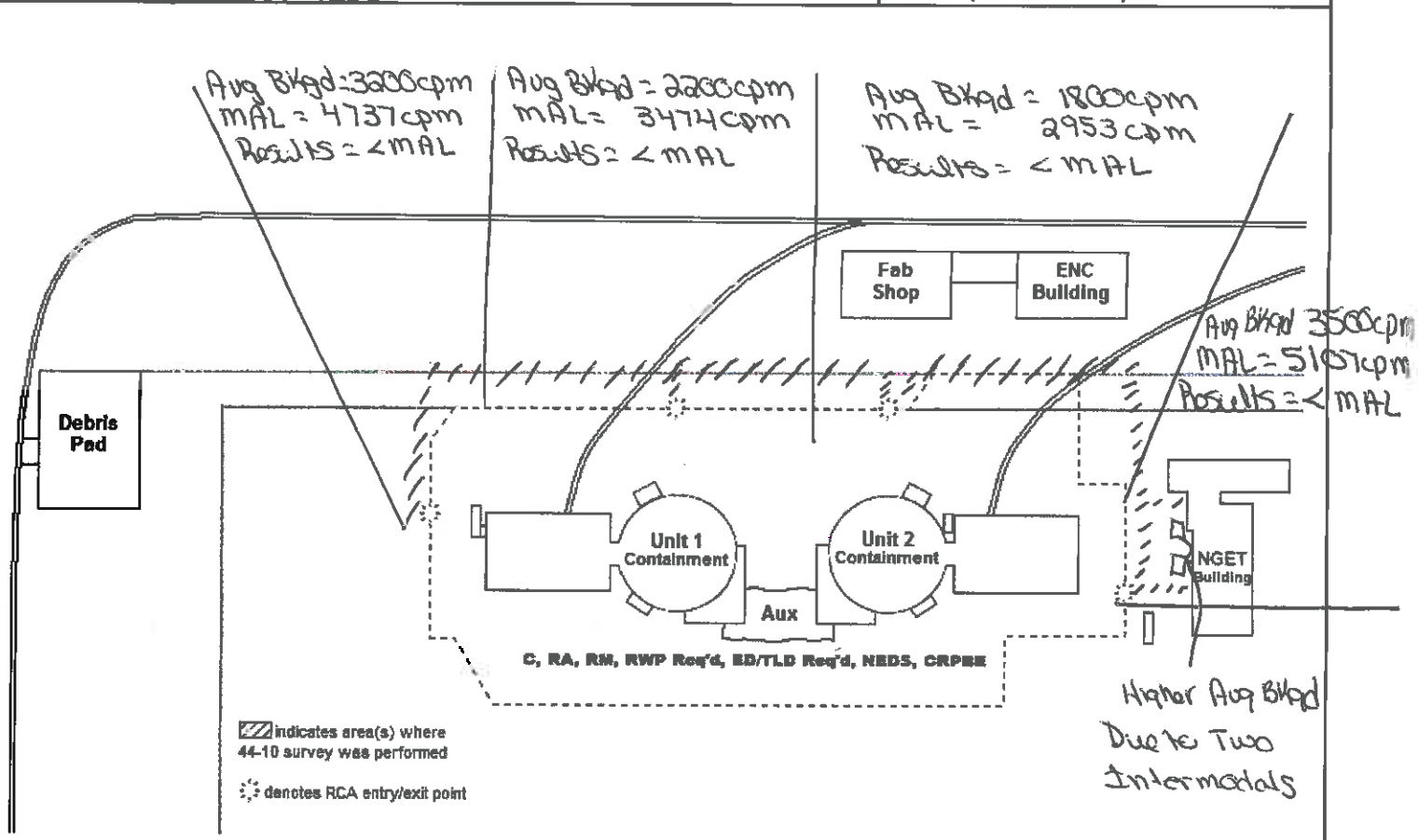

Peer Check (Signature): Michael Dennard RPS Approval (Signature): [signature]

Survey #: 2017-1655

Unit: N/A BLDG: 015 ELEV: 592'

RWP: 2017-0-0003

Description: Daily Walkway Date: 6/10/17 Time: 1500

Surveyor Name(s): (Print) Lynn Lindemann (Sign) Lynn Lindemann

ZIONSOLUTIONS LLC

Rad Posting: See Below

Air Sample taken: ☐yes ☒no

Dosimetry Placement: ☒ Chest ☐Head ☐Thigh ☐Other N/A

Instrument Model	Serial #
M-12 / 44-10	302044
N/A	N/A

All Smears and/or Large Area Swipes <1000 dpm/100cm² (unless noted below)

#	β-γ	α	#	β-γ	α	Masslinns Letter	β-γ

N/A

DRPs detected: ☐Yes ☒No ☐N/A

Purpose of Survey:
- ☐ RWP
- ☒ Routine
- ☐ Investigational
- ☐ Release
- ☐ Other (specify)

Comments:
- ☐ Decon Recommended
- ☐ Shielding Recommended
- ☐ Release Recommended
- ☒ None
- ☐ Other (specify)

- - - - = Rad boundary
- # = Gamma dose rate
- (#) = Smear location
- △ = Air Sample
- *#/# = Contact/ 30cm dose rates
- ABC = Large area swipe
- MAL = Minimum Action Level

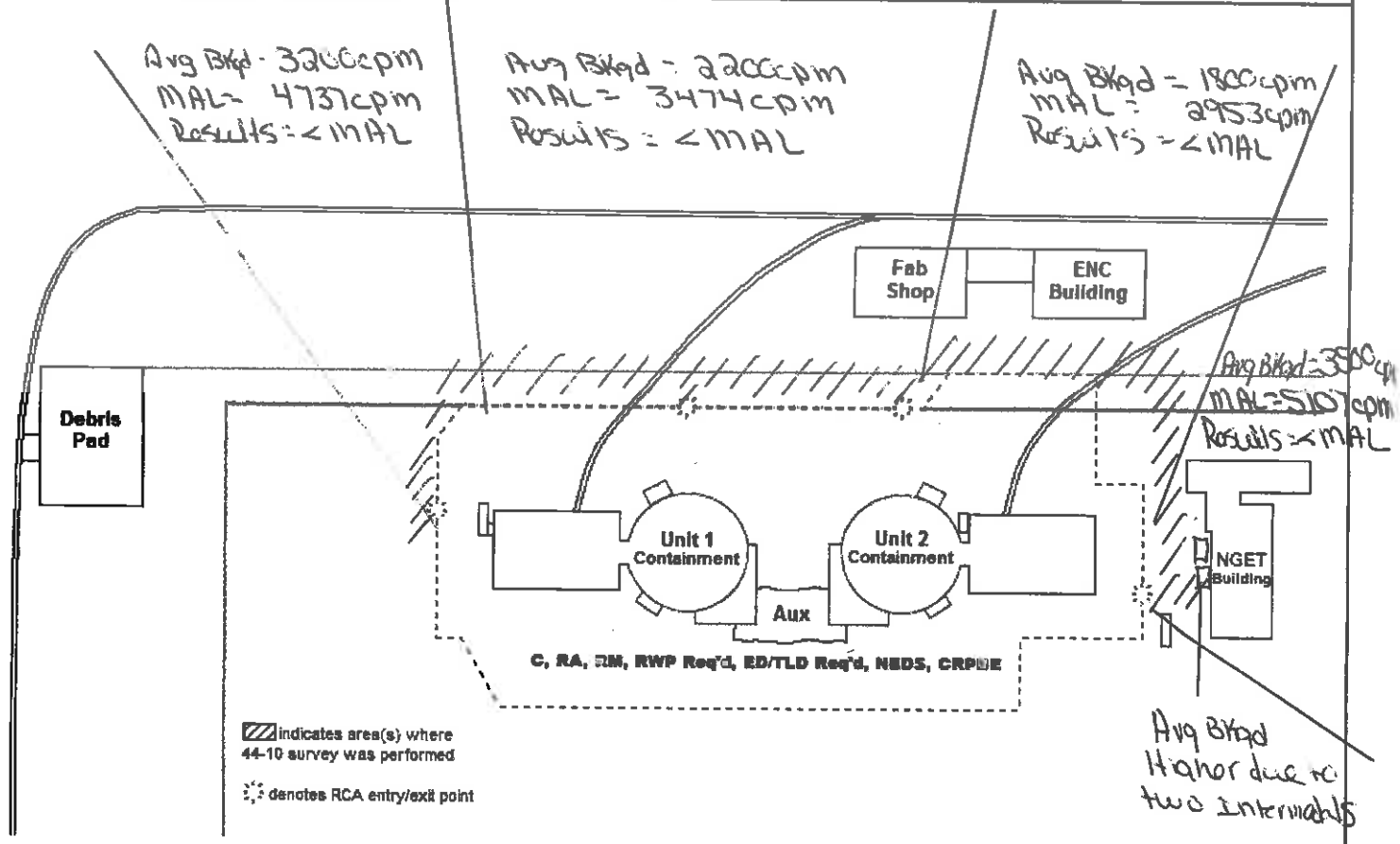

Peer Check (Signature): P. A[illegible]

RPS Approval (Signature): [signature]

Survey #: 2017 - 1688

Unit: N/A BLDG: O/S ELEV: 592

Description: O/S U1 Walkway Date: 6/12/17 Time: 1600

Surveyor Name(s): (Print) J. Reed (Sign) [signature]

ZIONSOLUTIONS LLC

RWP: 2017 - 0 - 0012

Rad Posting: N/A

Air Sample taken: ☐yes ☒no

Dosimetry Placement: ☒ Chest ☐Head ☐Thigh ☐Other N/A

Instrument Model	Serial #
M12/44-10	302015
N/A	N/A

All Smears and/or Large Area Swipes

<1000 dpm/100cm² (unless noted below)

#	β-γ	α	#	β-γ	α	Masslinns Letter	β-γ

DRPs detected : ☐Yes ☒No ☐N/A

Purpose of Survey:
- ☐ RWP
- ☒ Routine
- ☐ Investigational
- ☐ Release
- ☐ Other (specify)

Comments:
- ☐ Decon Recommended
- ☐ Shielding Recommended
- ☐ Release Recommended
- ☒ None
- ☐ Other (specify)

- - - - = Rad boundary
= Gamma dose rate
(#) = Smear location
△ = Air Sample
*## = Contact/ 30cm dose rates
LARGE = Large area swipe
MAL = Minimum Action Level

Background counts: 2800cpm
Action Level: 4238cpm

Background counts: 2400cpm
Action Level: 3731cpm

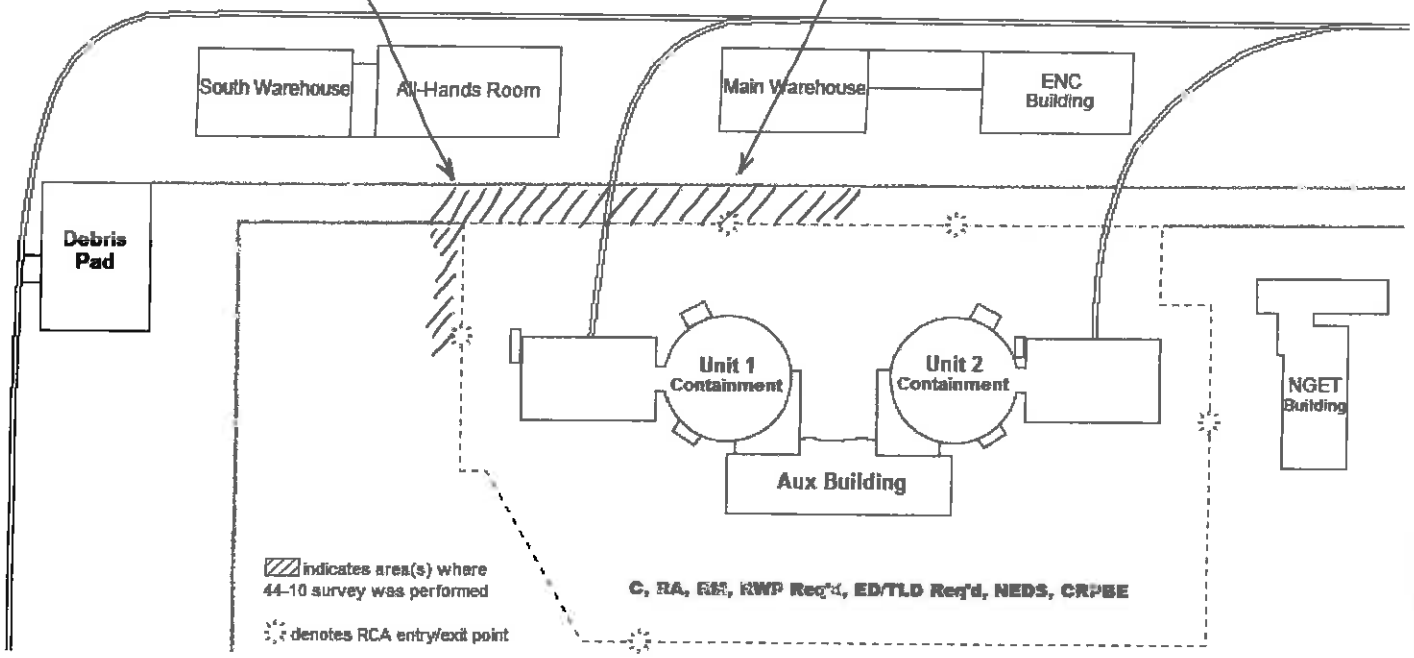

Area survey showed all counts were less than the associated action levels.

Peer Check (Signature): [signature]

RPS Approval (Signature): [signature]

Survey #: 2017-1698

Unit: 2 BLDG: o/s ELEV: 592'

Description: Unit 2 Daily Pathway Date: 6/12/17 Time: 1600

Surveyor Name(s): (Print) C. Terp (Sign) C. T.

ZION SOLUTIONS LLC

RWP: 2017 - 0 - 0012

Rad Posting: N/A

Air Sample taken: ☐yes ☒no

Dosimetry Placement: ☒Chest ☐Head ☐Thigh ☐Other N/A

Instrument Model	Serial #
M12/44-10	274196
N/A	N/A

All Smears and/or Large Area Swipes <1000 dpm/100cm² (unless noted below)

#	β-γ	α	#	β-γ	α	Masslinns Letter	β-γ
			N		A		

DRPs detected : ☐Yes ☒No ☐N/A

Purpose of Survey:
- ☐ RWP
- ☒ Routine
- ☐ Investigational
- ☐ Release
- ☐ Other (specify)

Comments:
- ☐ Decon Recommended
- ☐ Shielding Recommended
- ☐ Release Recommended
- ☒ None
- ☐ Other (specify)

- - - - = Rad boundary
= Gamma dose rate
(#) = Smear location
△ = Air Sample
*### = Contact/ 30cm dose rates
LAS = Large area swipe
MAL = Minimum Action Level

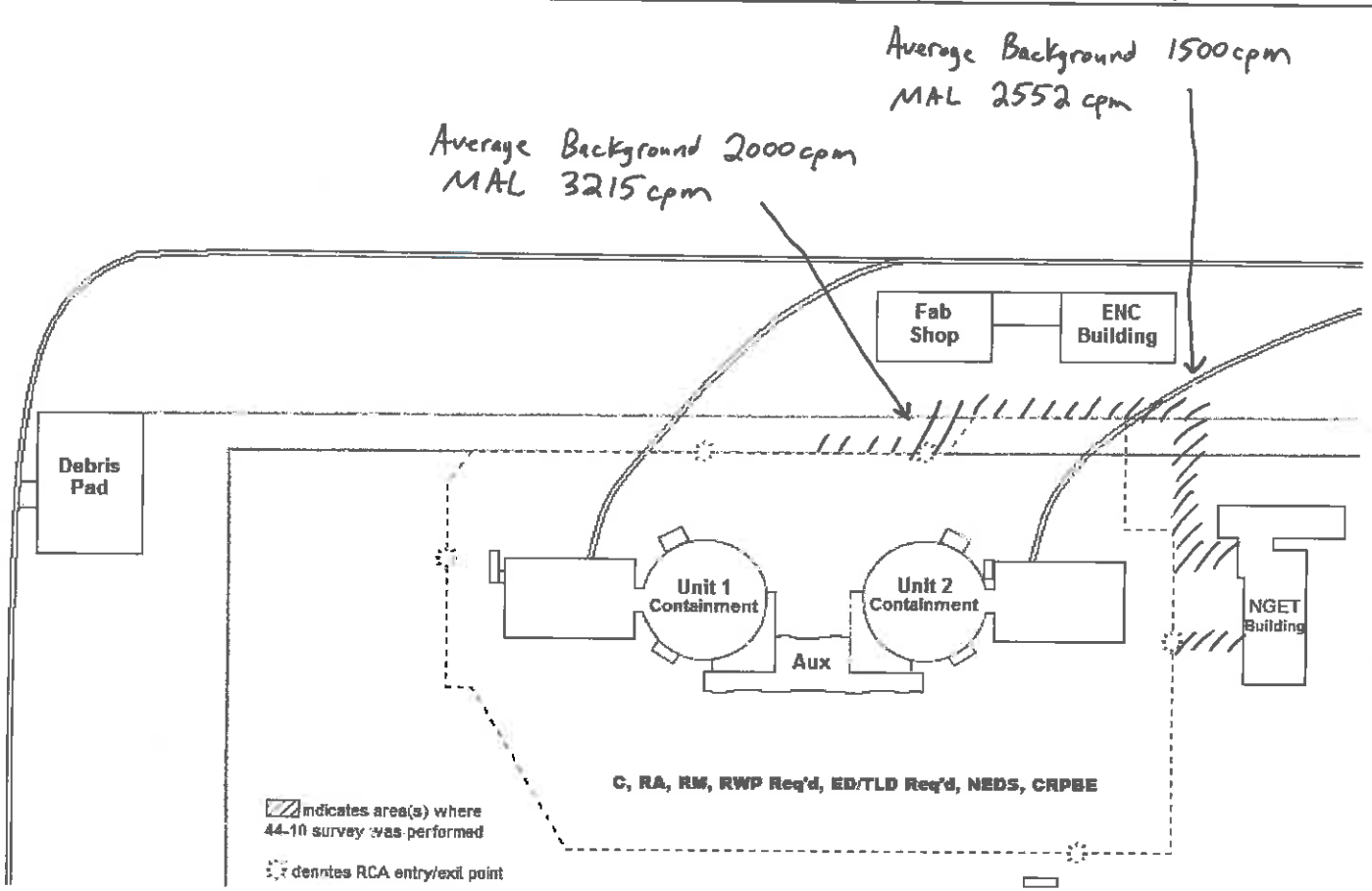

- Collimater was used
- no counts above MAL

Peer Check (Signature): [signature]

RPS Approval (Signature): [signature]

Survey #: 2017 - 1710 | Description: O/S U1 Walkway | Date: 6/13/17 | Time: 1440

Unit: N/A BLDG: N/A ELEV: N/A | Surveyor Name(s): (Print) Z. Ginzel (Sign)

ZIONSOLUTIONS LLC

RWP: 2017 - 0 - 0012 | Rad Posting: See Below | Air Sample taken: ☐yes ☒no

Dosimetry Placement: ☒ Chest ☐Head ☐Thigh ☐Other N/A

Instrument Model	Serial #
M-12 / 4410	301959
N	
	A

All Smears and/or Large Area Swipes <1000 dpm/100cm² (unless noted below)

#	β-γ	α	#	β-γ	α	Masslinns Letter	β-γ
			N				
					A		

DRPs detected: ☐Yes ☒No ☐N/A

Purpose of Survey:	Comments:
☐ RWP	☐ Decon Recommended
☒ Routine	☐ Shielding Recommended
☐ Investigational	☐ Release Recommended
☐ Release	☒ None
☐ Other (specify)	☐ Other (specify)

- - - - = Rad boundary
= Gamma dose rate
(#) = Smear location
△ = Air Sample
*### = Contact/ 30cm dose rates
ABC = Large area swipe
MAL = Minimum Action Level

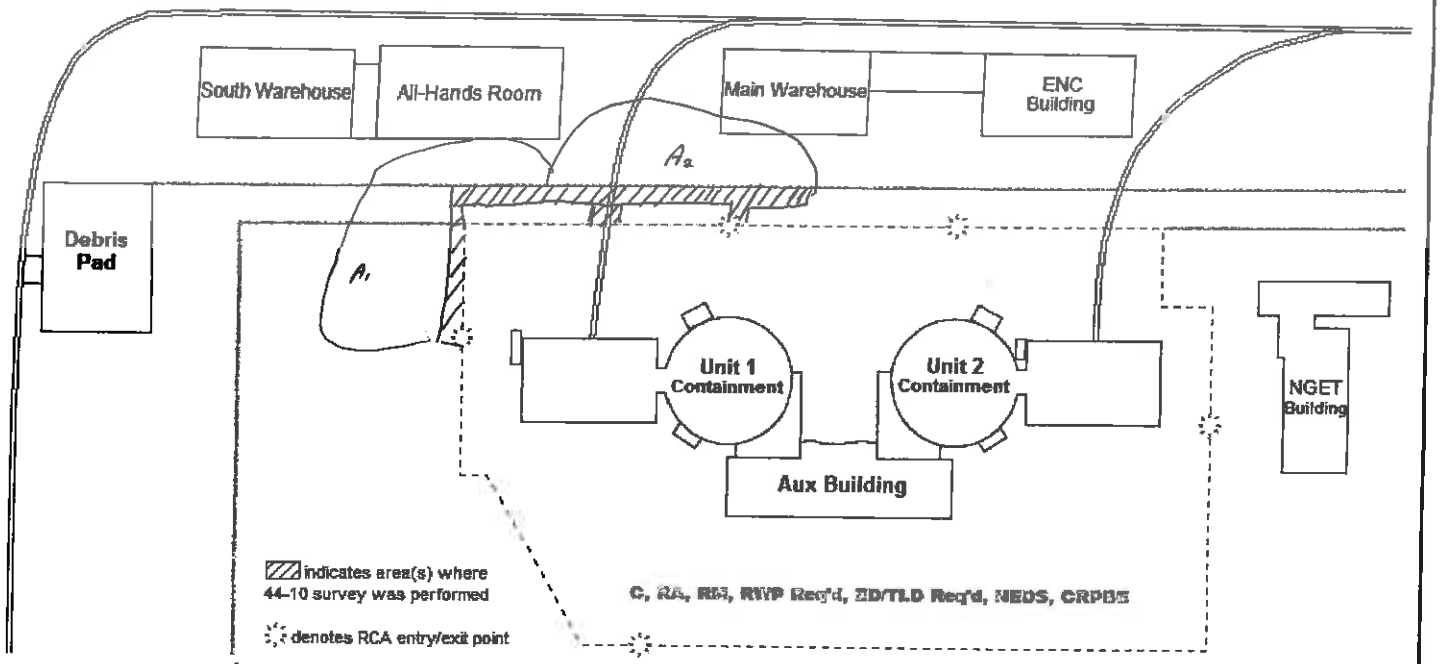

A1 Bkg - 3200 cpm

A2 Bkg - 2600 cpm

A1 MAL - 4737 cpm

A2 MAL - 3985 cpm

Walkway < MAL

Peer Check (Signature): Michael Dawsard | RPS Approval (Signature):

Survey #: 2017- ~~1754~~ 1753

Description: U-1 & U-2 Walkway Date: 6/16/17 Time: 1430

Unit: 0 BLDG: N/A ELEV: 592'

Surveyor Name(s): (Print) Z. Ginzel (Sign)

ZIONSOLUTIONS LLC

RWP: 2017 - 0 - 0012

Rad Posting: See below

Air Sample taken: ☐yes ☒no

Dosimetry Placement: ☒ Chest ☐Head ☐Thigh ☐Other N/A

Instrument Model	Serial #
M-12 / 4410	302015
N	
	A

All Smears and/or Large Area Swipes <1000 dpm/100cm² (unless noted below)

#	β-γ	α	#	β-γ	α	Masslinns Letter	β-γ
				N			
					A		

DRPs detected: ☐Yes ☒No ☐N/A

Purpose of Survey:
- ☐ RWP
- ☒ Routine
- ☐ Investigational
- ☐ Release
- ☐ Other (specify)

Comments:
- ☐ Decon Recommended
- ☐ Shielding Recommended
- ☐ Release Recommended
- ☒ None
- ☐ Other (specify)

- - - - = Rad boundary
= Gamma dose rate
(#) = Smear location
△ = Air Sample
*### = Contact/ 30cm dose rates
ABC = Large area swipe
MAL = Minimum Action Level

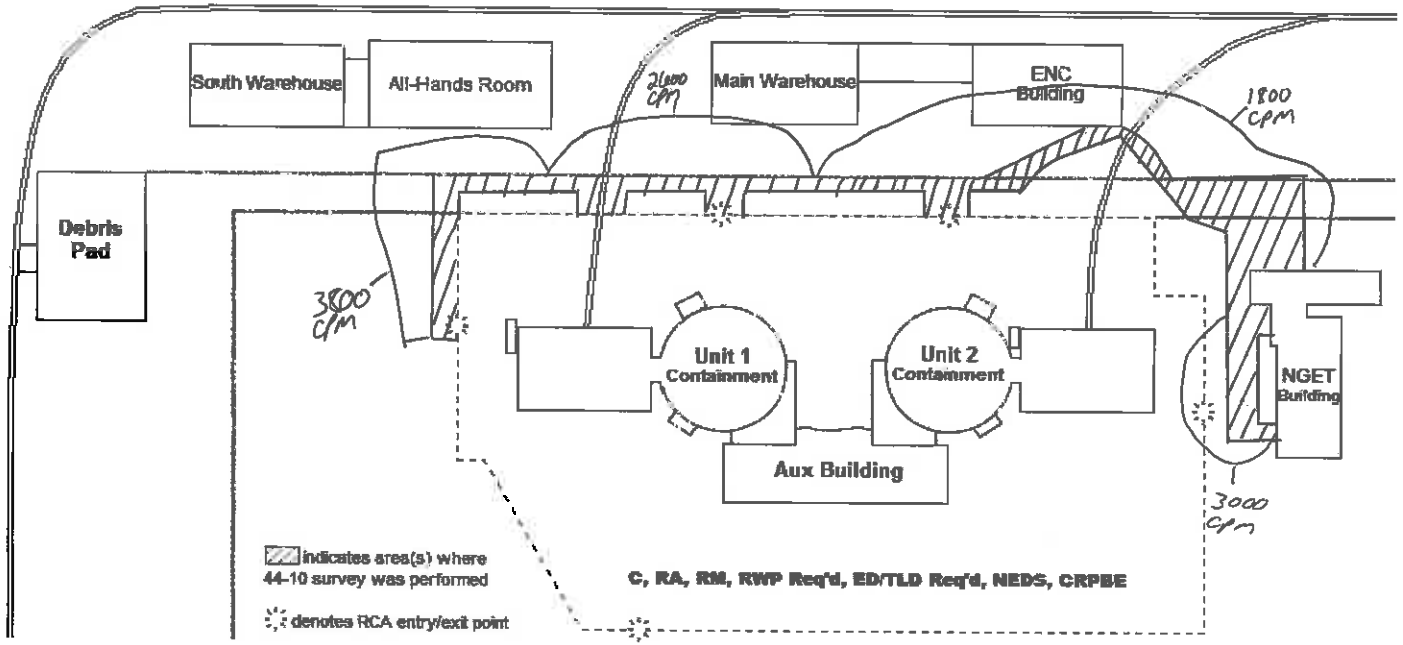

All Results are ≤ MAL

MAL = 2953 - 5475 cpm

Peer Check (Signature): Lynn Lindemann RPS Approval (Signature):

Survey #: 2017-1754 | Description: U-1/U-2 Walkway | Date: 6/17/17 | Time: 1450

Unit: 0 | BLDG: N/A | ELEV: 592' | Surveyor Name(s): (Print) Z. Ginzel | (Sign) [signature]

ZIONSOLUTIONS LLC

RWP: 2017 - 0 - 0012 | Rad Posting: See Below | Air Sample taken: ☐yes ☒no

Dosimetry Placement: ☒ Chest ☐Head ☐Thigh ☐Other N/A

Instrument Model	Serial #
~~302015~~ 26 6-17-17 M-12/4410	302015
N	
	A

All Smears and/or Large Area Swipes <1000 dpm/100cm² (unless noted below)

#	β-γ	α	#	β-γ	α	Masslinns Letter	β-γ
				N			
					A		

DRPs detected: ☐Yes ☒No ☐N/A

Purpose of Survey:
- ☐ RWP
- ☒ Routine
- ☐ Investigational
- ☐ Release
- ☐ Other (specify)

Comments:
- ☐ Decon Recommended
- ☐ Shielding Recommended
- ☐ Release Recommended
- ☒ None
- ☐ Other (specify)

- - - - = Rad boundary
= Gamma dose rate
(#) = Smear location
△ = Air Sample
*### = Contact/ 30cm dose rates
JUBC = Large area swipe
MAL = Minimum Action Level

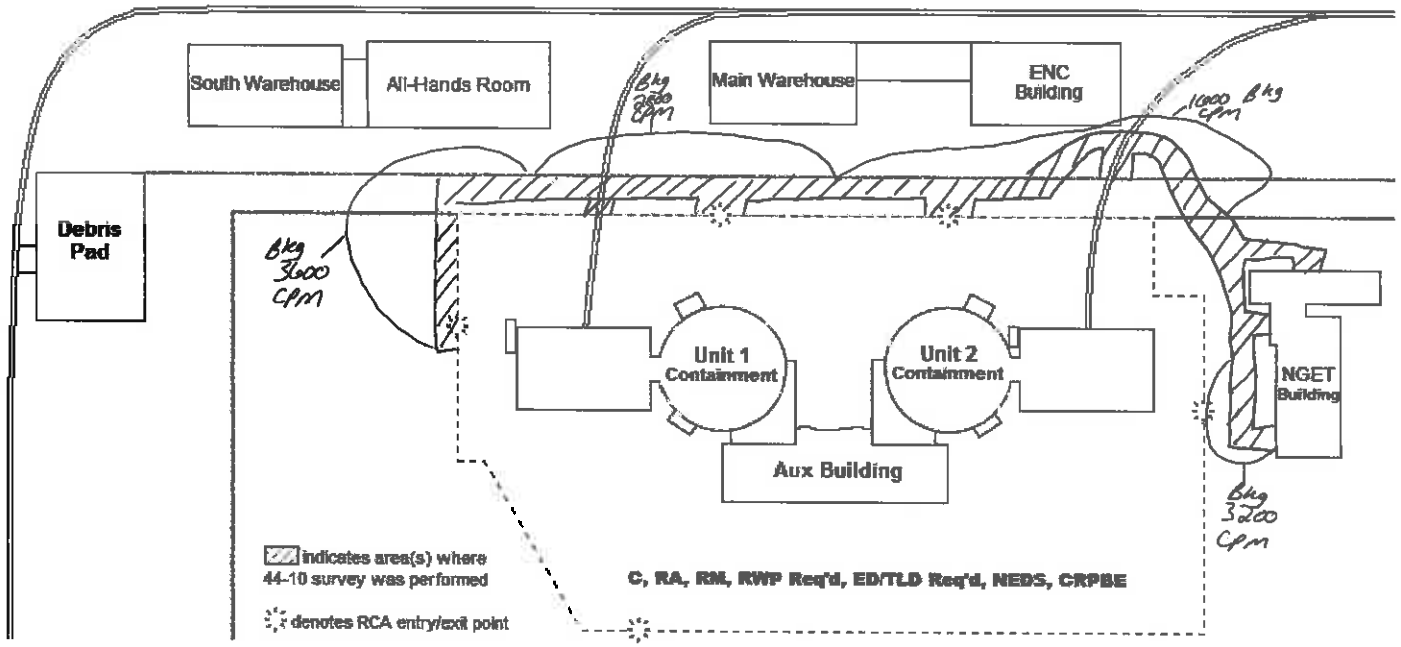

All results are ≤ MAL

MAL = 2687 - 5230 cpm

Bkg = Background

Peer Check (Signature): [signature] | RPS Approval (Signature): [signature]

Survey #: 2017-1823

Unit: N/A BLDG: 015 ELEV: 592

RWP: 2017 -0-0003

Dosimetry Placement: ☒ Chest ☐ Head ☐ Thigh ☐ Other N/A

Instrument Model	Serial #
M-12 / 44-10	302044
N/A	N/A

All Smears and/or Large Area Swipes <1000 dpm/100cm² (unless noted below)

#	β-γ	α	#	β-γ	α	Masslinns Letter	β-γ

N/A

DRPs detected: ☐ Yes ☒ No ☐ N/A

Description: Daily Pathways Date: 10/21/17 Time: 1530.

Surveyor Name(s): (Print) Lynn Lindemann (Sign) Lynn Lindemann

Rad Posting: See Below

Air Sample taken: ☐ yes ☒ no

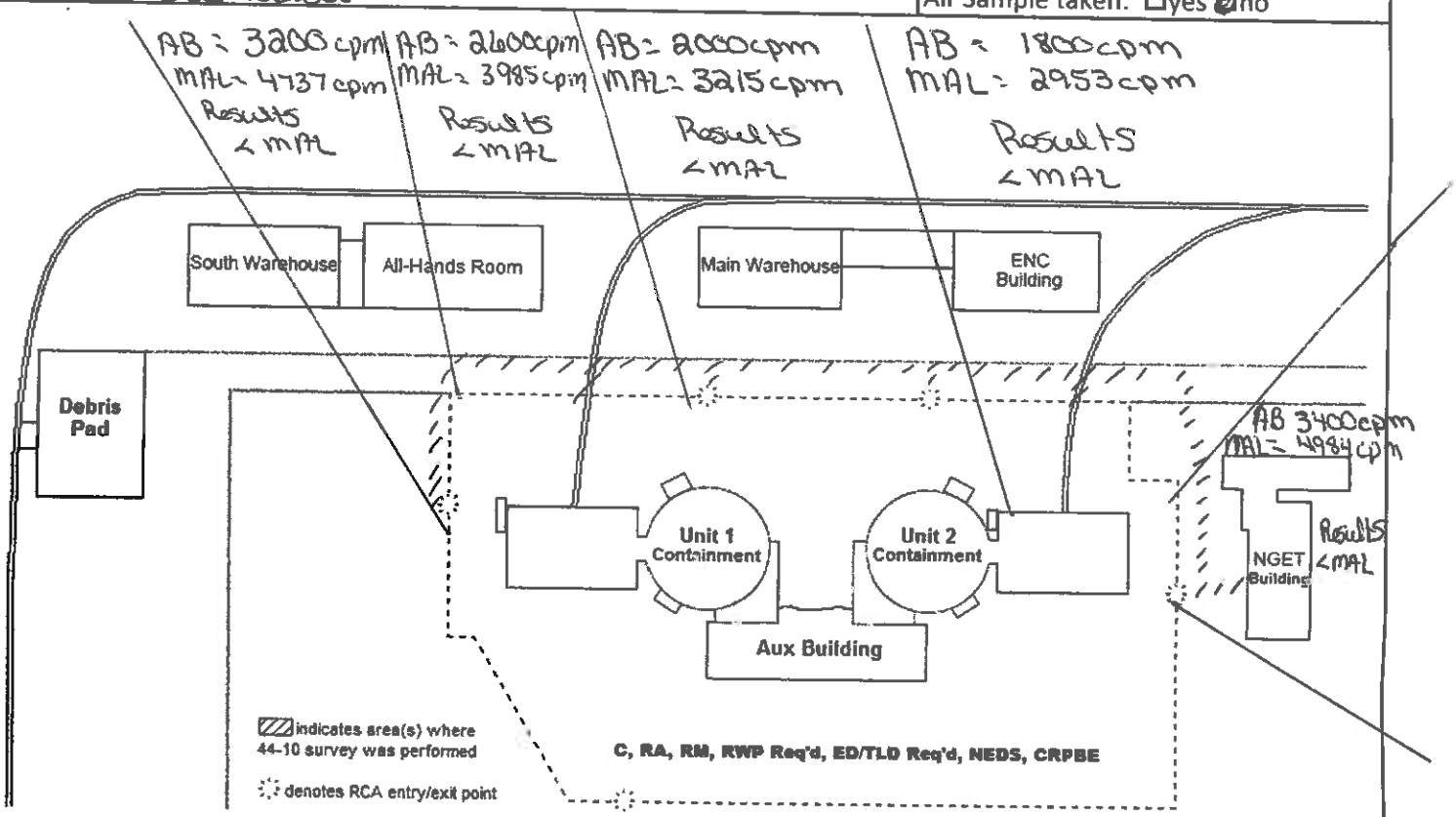

Purpose of Survey:
- ☐ RWP
- ☒ Routine
- ☐ Investigational
- ☐ Release
- ☐ Other (specify)

Comments:
- ☐ Decon Recommended
- ☐ Shielding Recommended
- ☐ Release Recommended
- ☒ None
- ☐ Other (specify)

- - - - = Rad boundary
= Gamma dose rate
(#) = Smear location
△ = Air Sample
*#/# = Contact/ 30cm dose rates
AB = Average Background
= Large area swipe
MAL = Minimum Action Level

Peer Check (Signature): A Brazado

RPS Approval (Signature): [signature]

Survey #: 2017-1850 Description: Unit 2 Daily Pathway Date: 6/22/17 Time: 1530

Unit: 2 BLDG: O/S ELEV: 592' Surveyor Name(s): (Print) C. Terp (Sign) CL T

ZION SOLUTIONS LLC

RWP: 2017 - 0 - 0012 Rad Posting: N/A Air Sample taken: ☐yes ☒no

Dosimetry Placement: ☒Chest ☐Head ☐Thigh ☐Other N/A

Instrument Model	Serial #
M12/44-10	302015
N/A	N/A

All Smears and/or Large Area Swipes <1000 dpm/100cm² (unless noted below)

#	β-γ	α	#	β-γ	α	Masslinns Letter	β-γ
			N			A	

DRPs detected: ☐Yes ☒No ☐N/A

Purpose of Survey:	Comments:
☐ RWP	☐ Decon Recommended
☒ Routine	☐ Shielding Recommended
☐ Investigational	☐ Release Recommended
☐ Release	☒ None
☐ Other (specify)	☐ Other (specify)

- - - - = Rad boundary
= Gamma dose rate
(#) = Smear location
△ = Air Sample
*#/# = Contact/ 30cm dose rates
ABC = Large area swipe
MAL = Minimum Action Level

Average Background 2500cpm
MAL 3858 cpm

Average Background 2000cpm
MAL 3215 cpm

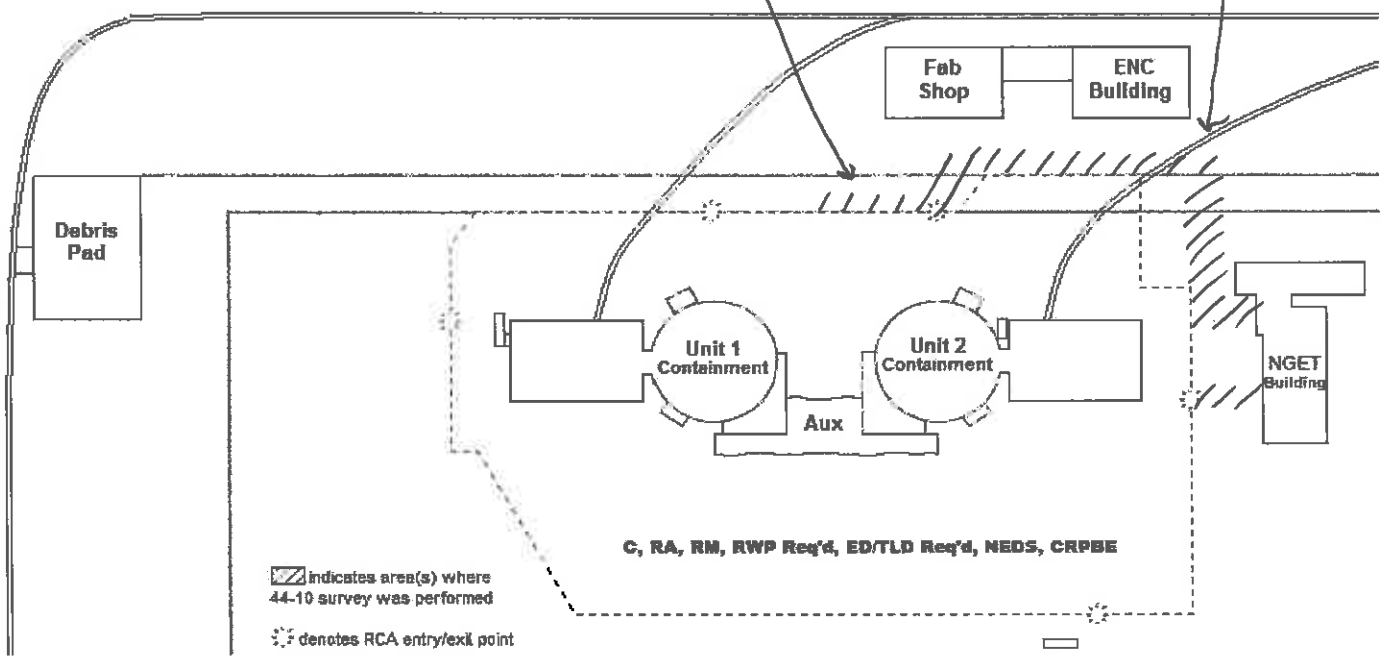

- collimater was used
- no counts above MAL

Peer Check (Signature): RPS Approval (Signature):

Survey #: 2017 - 1857 | Description: U1 O/S survey | Date: 6/22/17 | Time: 1500

Unit: N/A BLDG: O/S ELEV: 592 | Surveyor Name(s): (Print) J. Reed (Sign) J. Reed

ZIONSOLUTIONS LLC

RWP: 2017 - 0 - 0012 | Rad Posting: N/A | Air Sample taken: ☐yes ☒no

Dosimetry Placement: ☒ Chest ☐Head ☐Thigh ☐Other N/A

Instrument Model	Serial #
M12	301959
N/A	N/A

All Smears and/or Large Area Swipes <1000 dpm/100cm² (unless noted below)

#	β-γ	α	#	β-γ	α	Masslinns Letter	β-γ

DRPs detected : ☐Yes ☒No ☐N/A

Purpose of Survey:
- ☐ RWP
- ☒ Routine
- ☐ Investigational
- ☐ Release
- ☐ Other (specify)

Comments:
- ☐ Decon Recommended
- ☐ Shielding Recommended
- ☐ Release Recommended
- ☒ None
- ☐ Other (specify)

- - - - = Rad boundary
= Gamma dose rate
(#) = Smear location
△ = Air Sample
*### = Contact/ 30cm dose rates
ABC = Large area swipe
MAL = Minimum Action Level

Average background: 3400 cpm
Action Level: 4984 cpm

Average background: 3000 cpm
Action level: 4488 cpm

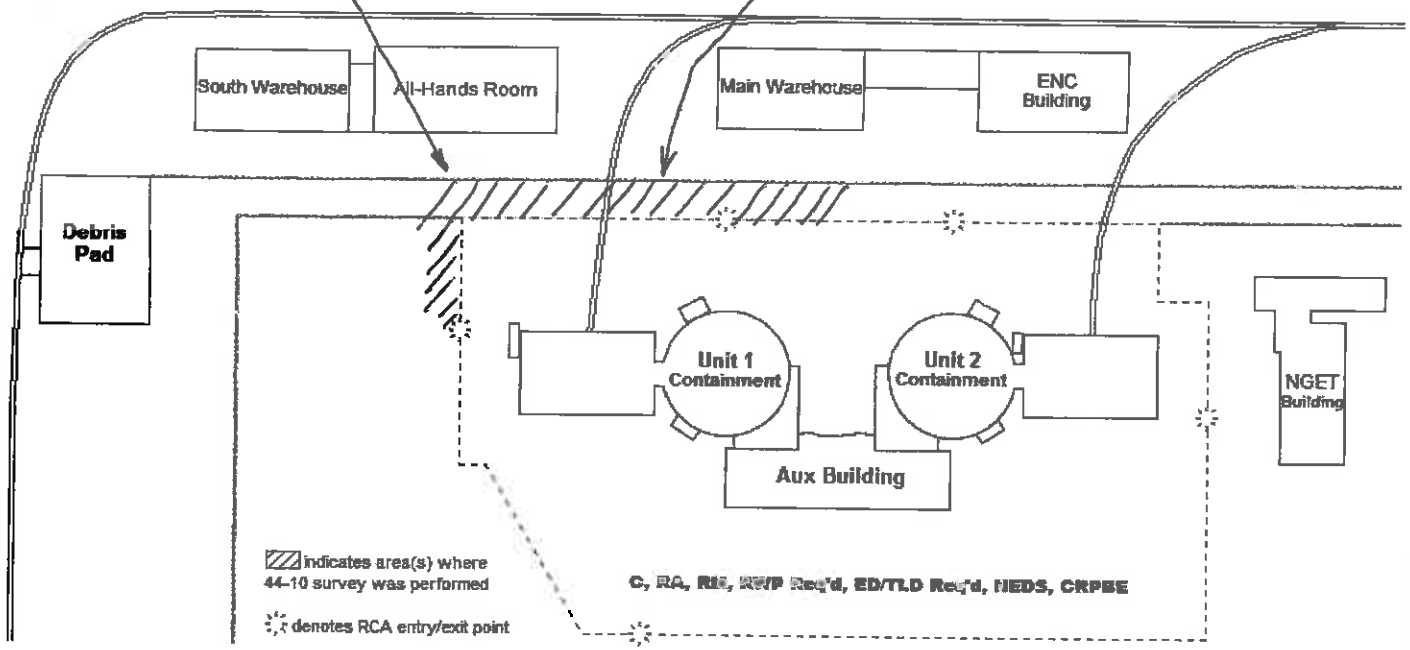

All readings in area covered were less than the associated action levels.

Peer Check (Signature): Lynn Lindemann | RPS Approval (Signature): [signature]

Survey #: 2017-1859 | Description: Outside Walkways | Date: 6/23/17 | Time: 1300

Unit: N/A | BLDG: O/S | ELEV: 592 | Surveyor Name(s): (Print) John Reed (Sign) [signature]

ZIONSOLUTIONS LLC

RWP: 2017 - 0 - 0003 | Rad Posting: N/A | Air Sample taken: ☐yes ☒no

Dosimetry Placement: ☒ Chest ☐ Head ☐ Thigh ☐ Other N/A

Instrument Model	Serial #
M12/44-10	302015
N/A	N/A

All Smears and/or Large Area Swipes <1000 dpm/100cm² (unless noted below)

#	β-γ	α	#	β-γ	α	Masslinns Letter	β-γ

DRPs detected: ☐Yes ☒No ☐N/A

Purpose of Survey:	Comments:
☐ RWP	☐ Decon Recommended
☒ Routine	☐ Shielding Recommended
☐ Investigational	☐ Release Recommended
☐ Release	☒ None
☐ Other (specify)	☐ Other (specify)

- - - - = Rad boundary
= Gamma dose rate
(#) = Smear location
△ = Air Sample
*## = Contact/ 30cm dose rates
ABC = Large area swipe
MAL = Minimum Action Level

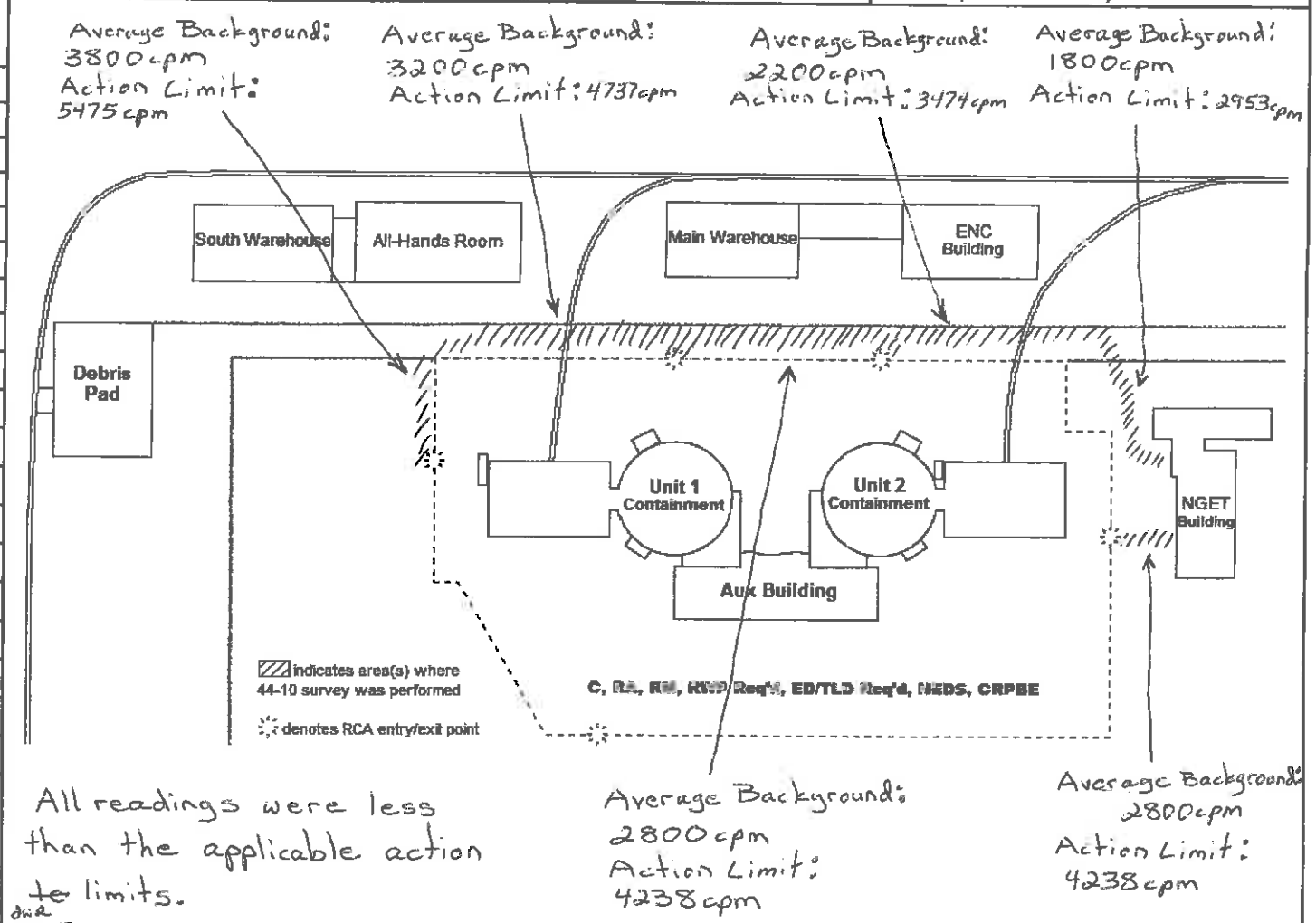

All readings were less than the applicable action ~~te~~ limits.
DWR 6-23-17

Peer Check (Signature): RD [signature] | RPS Approval (Signature): [signature]

Survey #: 2017 - 1875

Unit: N/A BLDG: O/S ELEV: 592'

Description: Daily O/S walkways Date: 6/24/17 Time: 1400

Surveyor Name(s): (Print) J. Reed (Sign) [signature]

ZIONSOLUTIONS LLC

RWP: 2017 - 0 - 0003

Rad Posting: N/A

Air Sample taken: ☐yes ☒no

Dosimetry Placement: ☒ Chest ☐Head ☐Thigh ☐Other N/A

Instrument Model	Serial #
M12 / 44-10	302015
N/A	N/A

All Smears and/or Large Area Swipes <1000 dpm/100cm² (unless noted below)

#	β-γ	α	#	β-γ	α	Masslinns Letter	β-γ

N/A

DRPs detected : ☐Yes ☒No ☐N/A

Purpose of Survey:
- ☐ RWP
- ☒ Routine
- ☐ Investigational
- ☐ Release
- ☐ Other (specify)

Comments:
- ☐ Decon Recommended
- ☐ Shielding Recommended
- ☐ Release Recommended
- ☒ None
- ☐ Other (specify)

- - - - = Rad boundary
= Gamma dose rate
(#) = Smear location
△ = Air Sample
*### = Contact/ 30cm dose rates
ABC = Large area swipe
MAL = Minimum Action Level

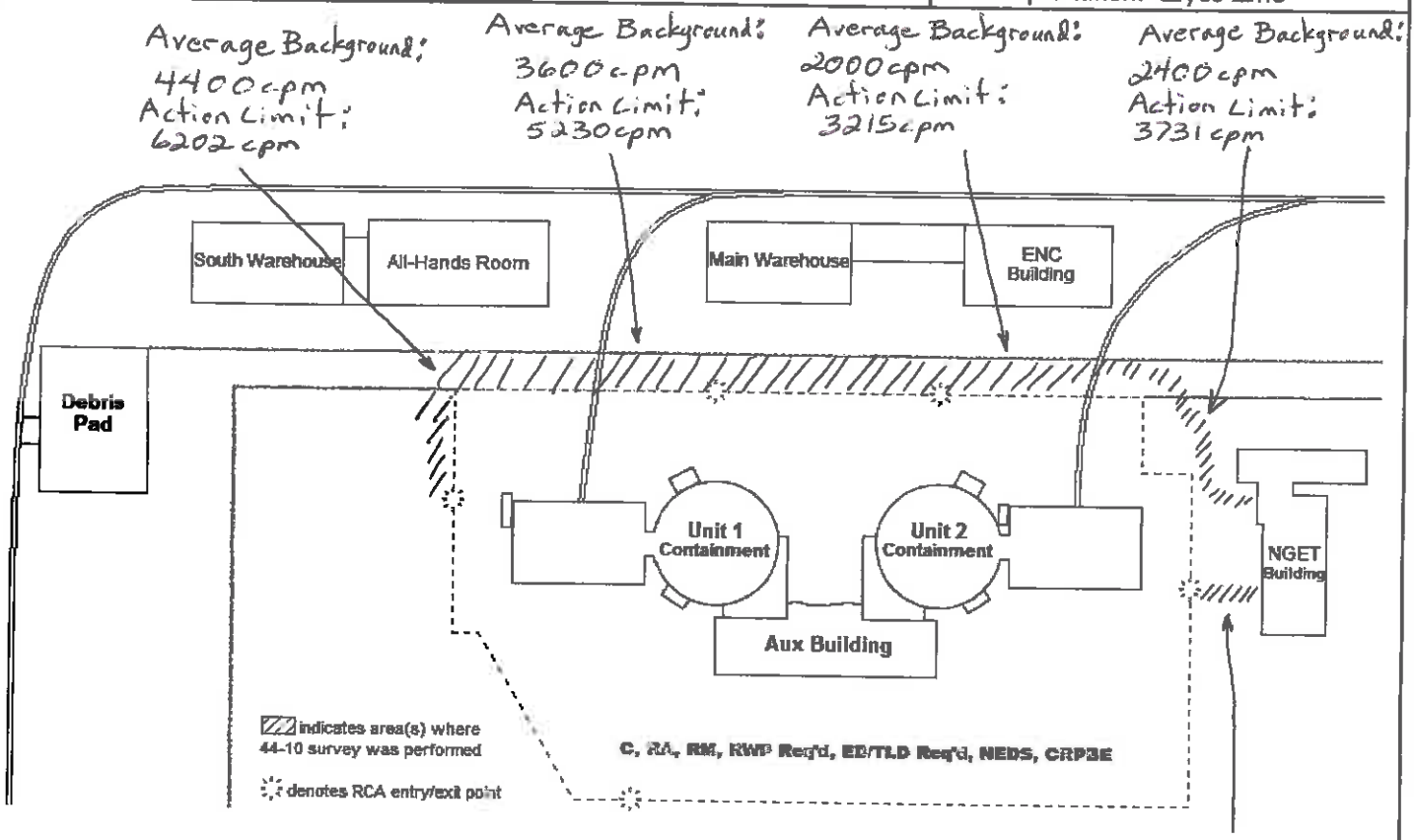

All readings were less than the applicable action limits.

Average Background: 2800 cpm Action Limit: 4238 cpm

Peer Check (Signature): [signature] RPS Approval (Signature): [signature]

Survey #: 2017-1911 | Description: Daily Walkways O/S | Date: 6/27/17 | Time: 1230

Unit: N/A | BLDG: O/S | ELEV: 592'

Surveyor Name(s): (Print) J. Reed / L. Lindemann (Sign) [signature]

ZIONSOLUTIONS LLC

RWP: 2017 - 0 - 0012

Rad Posting: N/A

Air Sample taken: ☐ yes ☒ no

Dosimetry Placement: ☒ Chest ☐ Head ☐ Thigh ☐ Other N/A

Instrument Model	Serial #
M12	301959
M12	302015
N/A	N/A

All Smears and/or Large Area Swipes <1000 dpm/100cm² (unless noted below)

#	β-γ	α	#	β-γ	α	Masslinns Letter	β-γ
N/A							

DRPs detected: ☐ Yes ☒ No ☐ N/A

Purpose of Survey:
- ☐ RWP
- ☒ Routine
- ☐ Investigational
- ☐ Release
- ☐ Other (specify)

Comments:
- ☐ Decon Recommended
- ☐ Shielding Recommended
- ☐ Release Recommended
- ☒ None
- ☐ Other (specify)

- - - - = Rad boundary
= Gamma dose rate
(#) = Smear location
△ = Air Sample
*### = Contact/ 30cm dose rates
LAS = Large area swipe
MAL = Minimum Action Level

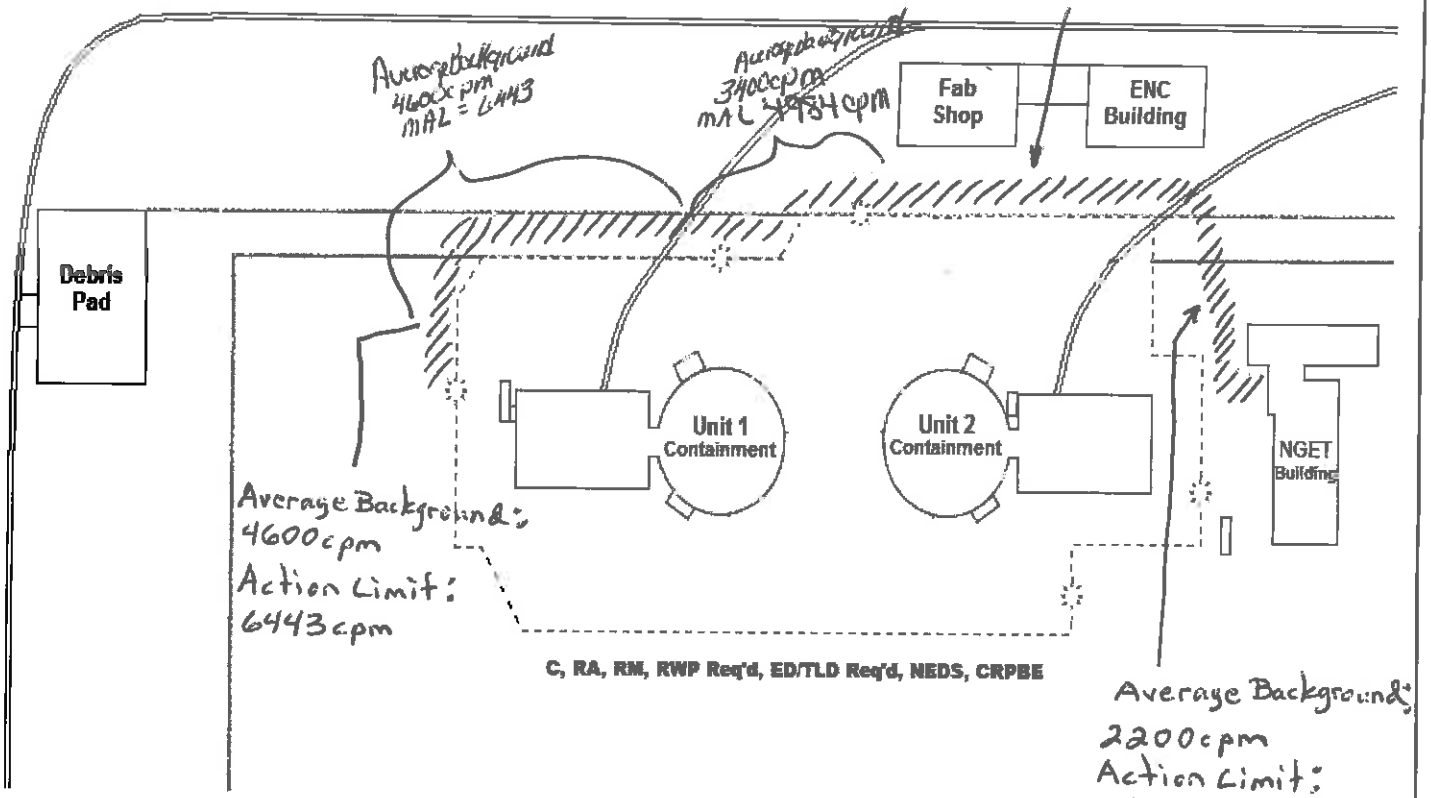

All readings were less than the associated action limits.

Peer Check (Signature): R Dm

RPS Approval (Signature): [signature]

Survey #: 2017- 1929

Description: U-1 & U-2 O/S WALKWAYS Date: 06/28/17 Time: 1610

Unit: N/A BLDG: N/A ELEV: N/A

Surveyor Name(s): (Print) PATRICK ARCHER (Sign) P. Archer

ZIONSOLUTIONS LLC

RWP: 2017 - 0 - 0012

Rad Posting: SEE MAP

Air Sample taken: ☐yes ☒no

Dosimetry Placement: ☒ Chest ☐Head ☐Thigh ☐Other N/A

Instrument Model	Serial #
M-12/44-10	289980
N/A	

All Smears and/or Large Area Swipes <1000 dpm/100cm² (unless noted below)

#	β-γ	α	#	β-γ	α	Masslinns Letter	β-γ
N/A							

DRPs detected : ☐Yes ☒No ☐N/A

Purpose of Survey:
- ☐ RWP
- ☒ Routine
- ☐ Investigational
- ☐ Release
- ☐ Other (specify)

Comments:
- ☐ Decon Recommended
- ☐ Shielding Recommended
- ☐ Release Recommended
- ☒ None
- ☐ Other (specify)

- - - - = Rad boundary
= Gamma dose rate
(#) = Smear location
△ = Air Sample
*## = Contact/ 30cm dose rates
ABC = Large area swipe
MAL = Minimum Action Level

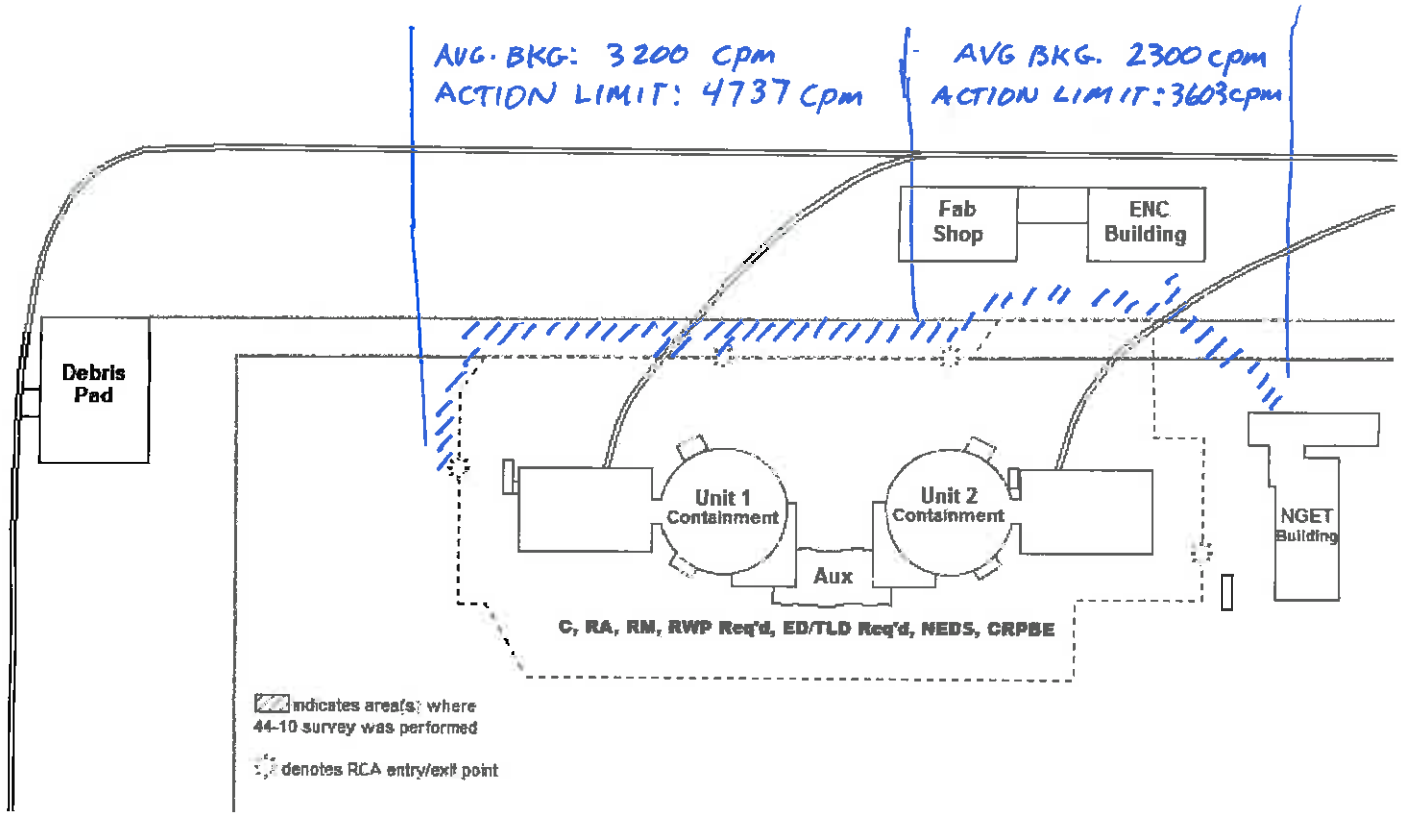

Peer Check (Signature): [signature] RPS Approval (Signature): [signature]

Survey #: 2017-1947

Description: Walkway Daily

Date: 6/29/17 Time: 0900

Unit: 0 BLDG: N/A ELEV: 592'

Surveyor Name(s): (Print) Z. Ginzel (Sign)

ZIONSOLUTIONS LLC

RWP: 2017 - 0 - 0012

Rad Posting: See below

Air Sample taken: ☐yes ☒no

Dosimetry Placement: ☒ Chest ☐Head ☐Thigh ☐Other N/A

Instrument Model	Serial #
4410 - M12	302044
N	
A	

All Smears and/or Large Area Swipes <1000 dpm/100cm² (unless noted below)

#	β-γ	α	#	β-γ	α	Masslinns Letter	β-γ
				N			
					A		

DRPs detected : ☐Yes ☒No ☐N/A

Purpose of Survey:
- ☐ RWP
- ☒ Routine
- ☐ Investigational
- ☐ Release
- ☐ Other (specify)

Comments:
- ☐ Decon Recommended
- ☐ Shielding Recommended
- ☐ Release Recommended
- ☒ None
- ☐ Other (specify)

- - - - = Rad boundary
= Gamma dose rate
(#) = Smear location
△ = Air Sample
*### = Contact/ 30cm dose rates
ABC = Large area swipe
MAL = Minimum Action Level

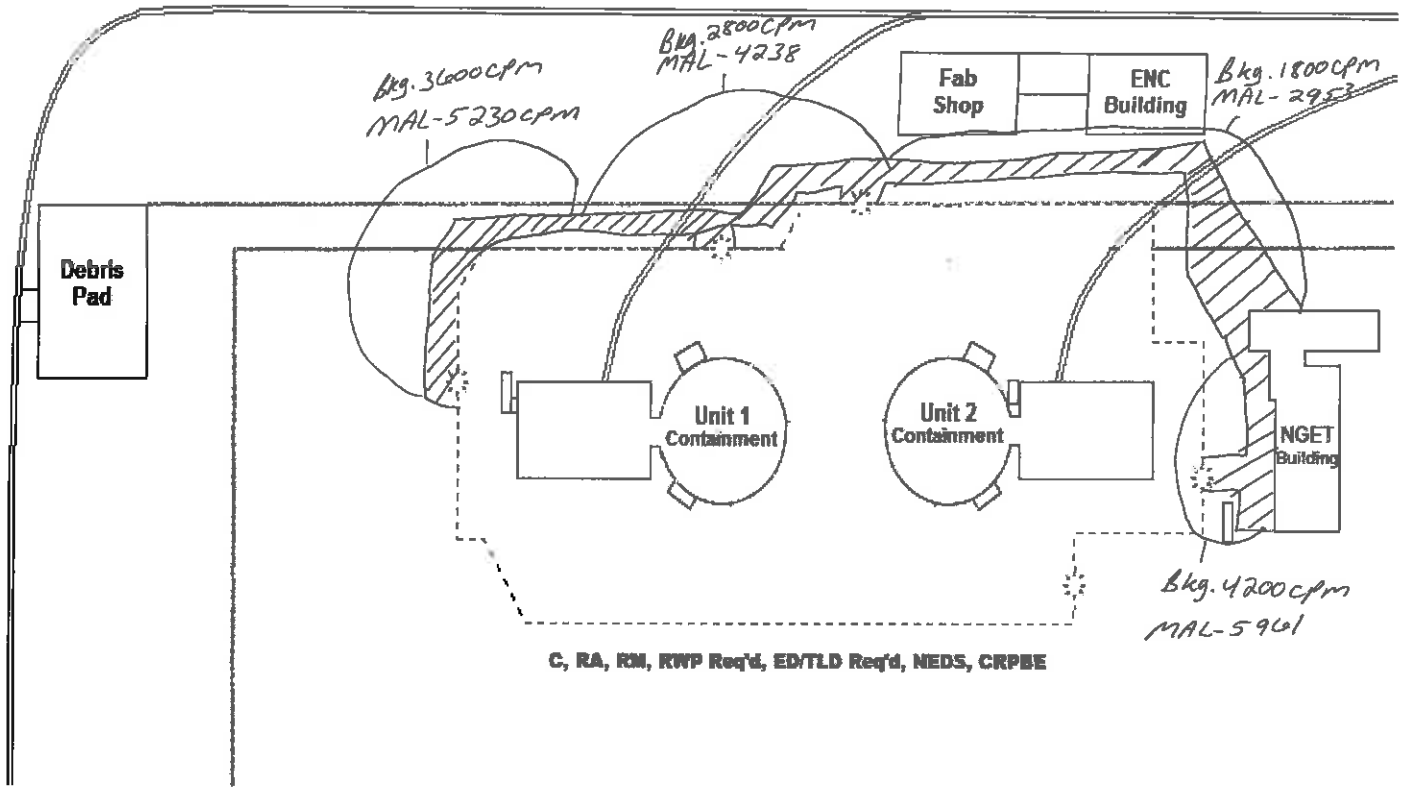

All results < MAL

Peer Check (Signature): P. Anderson

RPS Approval (Signature):

Survey #: 2017- 1972

Unit: Ø BLDG: O/S ELEV: 592'

Description: Pathway Contamination Survey Date: 07/05/17 Time: 14:00

Surveyor Name(s): (Print) J. McGuire (Sign) [signature]

ZIONSOLUTIONS LLC

RWP: 2017 - 0 - 0012

Rad Posting: See Below

Air Sample taken: ☐yes ☒no

Dosimetry Placement: ☒ Chest ☐Head ☐Thigh ☐Other N/A

Instrument Model	Serial #
M-12 /44-10	302015
N/A	

All Smears and/or Large Area Swipes

<1000 dpm/100cm² (unless noted below)

#	β-γ	α	#	β-γ	α	Masslinns Letter	β-γ
N/A							

DRPs detected : ☐Yes ☒No ☐N/A

Purpose of Survey:
- ☐ RWP
- ☒ Routine
- ☐ Investigational
- ☐ Release
- ☐ Other (specify)

Comments:
- ☐ Decon Recommended
- ☐ Shielding Recommended
- ☐ Release Recommended
- ☒ None
- ☐ Other (specify)

- - - - = Rad boundary
= Gamma dose rate
(#) = Smear location
△ = Air Sample
*#/# = Contact/ 30cm dose rates
ABG = Large area swipe
MAL = Minimum Action Level

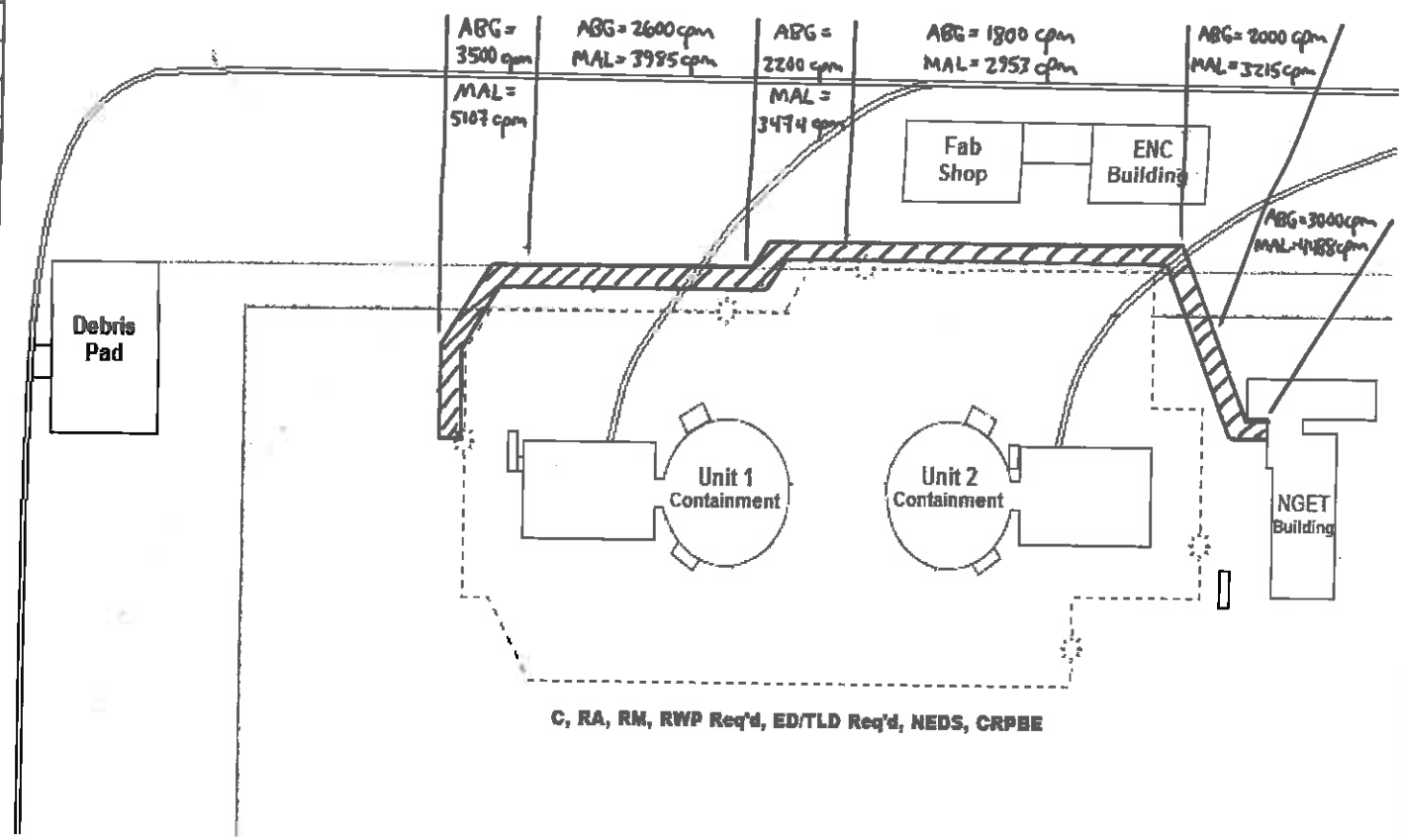

ABG = Average Background
All readings < MAL

Peer Check (Signature): [signature] RPS Approval (Signature): [signature]

Survey #: 2017-2031 | Description: U-1 & U-2 walkway | Date: 7/8/17 | Time: 1430

Unit: N/A BLDG: N/A ELEV: 592 | Surveyor Name(s): (Print) Z. Gnell (Sign)

ZIONSOLUTIONS LLC

RWP: 2017 - 0 - 0012 | Rad Posting: See Below | Air Sample taken: ☐yes ☒no

Dosimetry Placement: ☒ Chest ☐Head ☐Thigh ☐Other N/A

Instrument Model	Serial #
4410 / M-3-12	302044
2G7-8-17 N	
	A

All Smears and/or Large Area Swipes <1000 dpm/100cm² (unless noted below) | Masslinns

#	β-γ	α	#	β-γ	α	Letter	β-γ
				N			
					A		

DRPs detected : ☐Yes ☒No ☐N/A

Purpose of Survey:
- ☐ RWP
- ☒ Routine
- ☐ Investigational
- ☐ Release
- ☐ Other (specify)

Comments:
- ☐ Decon Recommended
- ☐ Shielding Recommended
- ☐ Release Recommended
- ☒ None
- ☐ Other (specify)

- - - - = Rad boundary
= Gamma dose rate
(#) = Smear location
△ = Air Sample
*## = Contact/ 30cm dose rates
LABC = Large area swipe
MAL = Minimum Action Level

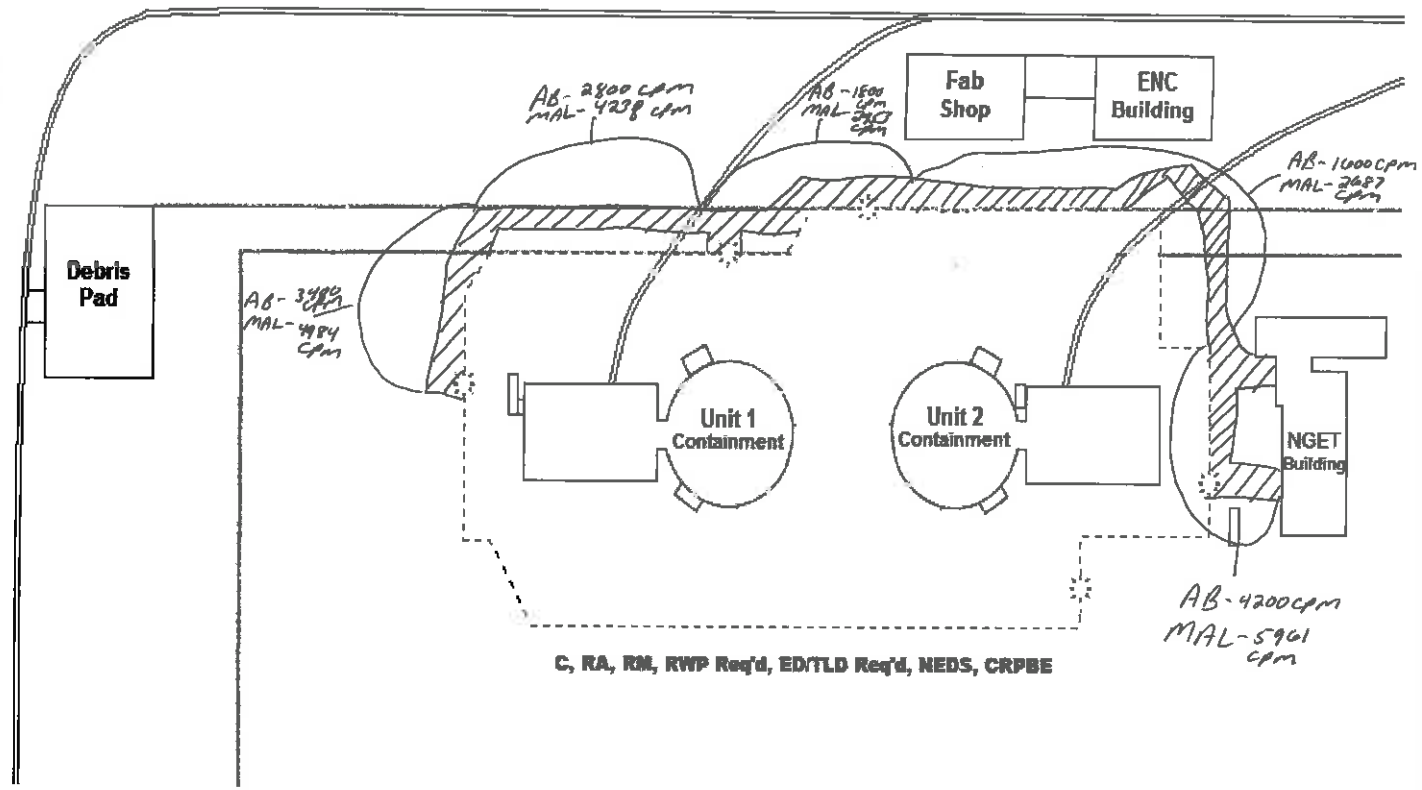

AB- Average Background

Results ≤ MAL

Peer Check (Signature): [signature] RPS Approval (Signature): [signature]

Survey #: 2017-2032

Unit: N/A BLDG: N/A ELEV: 592

Description: U-1 Walkway Daily Date: 7/7/17 Time: 1530

Surveyor Name(s): (Print) Z. Ganzel / [illegible] (Sign) [illegible]

ZIONSOLUTIONS LLC

RWP: 2017 - 0 - 0012

Rad Posting: See Below

Air Sample taken: ☐yes ☒no

Dosimetry Placement: ☒ Chest ☐Head ☐Thigh ☐Other N/A

Instrument Model	Serial #
4410- m-12	302044
4410- m-12	301959
N/A	

All Smears and/or Large Area Swipes <1000 dpm/100cm² (unless noted below)

#	β-γ	α	#	β-γ	α	Masslinns Letter	β-γ
				N			
					A		

DRPs detected: ☐Yes ☒No ☐N/A

Purpose of Survey:
- ☐ RWP
- ☒ Routine
- ☐ Investigational
- ☐ Release
- ☐ Other (specify)

Comments:
- ☐ Decon Recommended
- ☐ Shielding Recommended
- ☐ Release Recommended
- ☒ None
- ☐ Other (specify)

- - - - = Rad boundary
= Gamma dose rate
(#) = Smear location
△ = Air Sample
*## = Contact/ 30cm dose rates
ABC = Large area swipe
MAL = Minimum Action Level

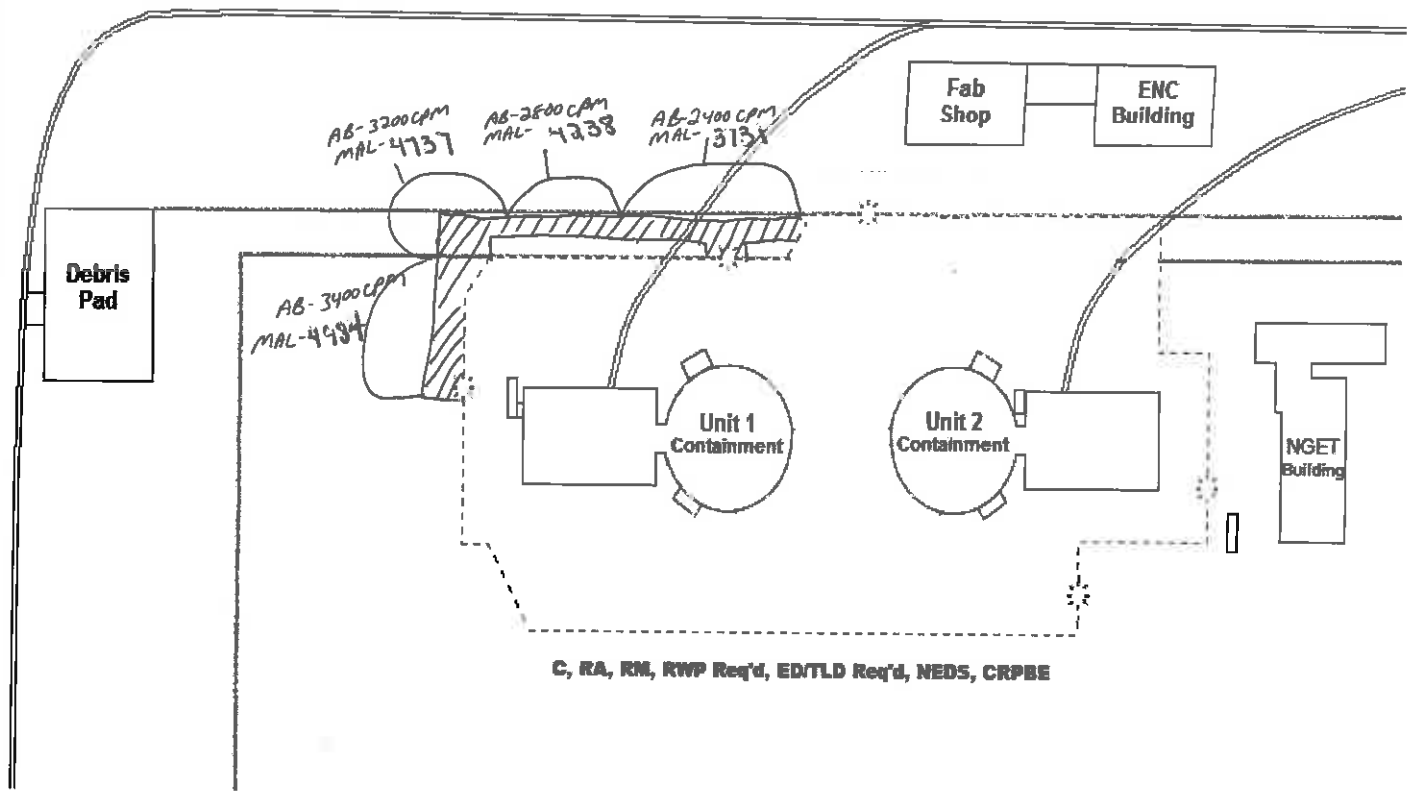

ALL Results ≤ MAL

AB- Average Background

Peer Check (Signature): [signature]

RPS Approval (Signature): [signature]

Survey #: 2017-2033

Unit: 0 BLDG: ~~592~~ Outdoor ELEV: 592

Description: U-1 Walkway Daily

Date: 7/6/17 Time: 1540

Surveyor Name(s): (Print) Z. Grizzel (Sign)

ZIONSOLUTIONS LLC

RWP: 2017 - 0 - 0012

Rad Posting: See Below

Air Sample taken: ☐yes ☒no

Dosimetry Placement: ☒ Chest ☐Head ☐Thigh ☐Other N/A

Instrument Model	Serial #
4410-M-12	302044
N	A

All Smears and/or Large Area Swipes <1000 dpm/100cm² (unless noted below)

#	β-γ	α	#	β-γ	α	Masslinns Letter	β-γ
				N			
					A		

DRPs detected : ☐Yes ☒No ☐N/A

Purpose of Survey:
- ☐ RWP
- ☒ Routine
- ☐ Investigational
- ☐ Release
- ☐ Other (specify)

Comments:
- ☐ Decon Recommended
- ☐ Shielding Recommended
- ☐ Release Recommended
- ☒ None
- ☐ Other (specify)

- - - - = Rad boundary
- # = Gamma dose rate
- (#) = Smear location
- △ = Air Sample
- ##* = Contact/ 30cm dose rates
- LABC = Large area swipe
- MAL = Minimum Action Level

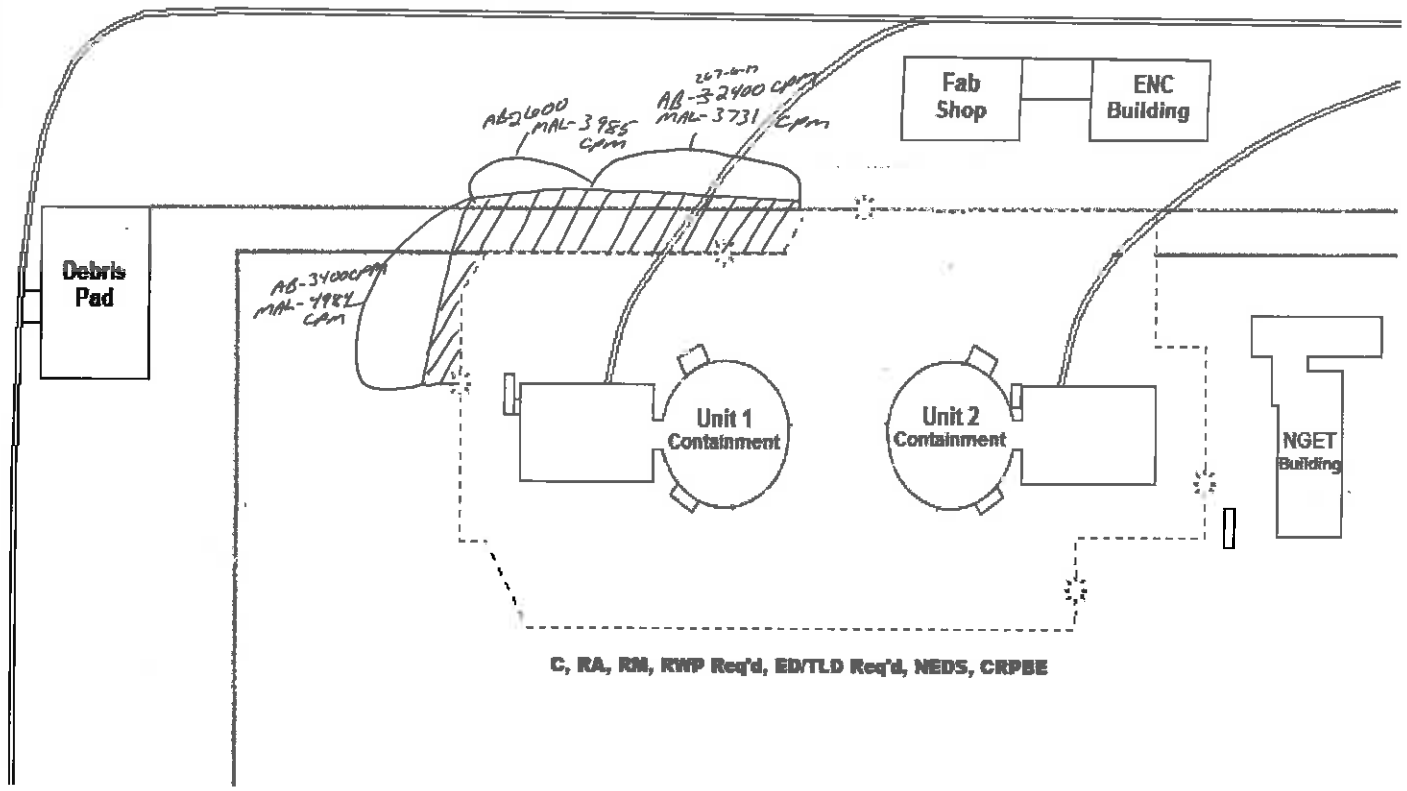

AB- Average background
Results were ≤ MAL

Peer Check (Signature): Lynn Lindemann

RPS Approval (Signature):

Survey #: 2017-2060

Description: Daily Walkway

Date: 7/11/17 Time: 1400

Unit: N/A BLDG: 615 ELEV: 592

Surveyor Name(s): (Print) Lynn Lindemann (Sign) Lynn Lindemann

ZIONSOLUTIONS

RWP: 2017-0-0012

Rad Posting: See Below

Air Sample taken: ☐ yes ☒ no

Dosimetry Placement: ☒ Chest ☐ Head ☐ Thigh ☐ Other N/A

Instrument Model		Serial #
M-12	44-10	302044
	A	A
	N	N

All Smears and/or Large Area Swipes <1000 dpm/100cm² (unless noted below)

#	β-γ	α	#	β-γ	α	Masslinns Letter	β-γ
					A		
				N			

DRPs detected: ☐ Yes ☒ No ☐ N/A

Purpose of Survey:
- ☐ RWP
- ☒ Routine
- ☐ Investigational
- ☐ Release
- ☐ Other (specify)

Comments:
- ☐ Decon Recommended
- ☐ Shielding Recommended
- ☐ Release Recommended
- ☒ None
- ☐ Other (specify)

- - - - = Rad boundary
= Gamma dose rate
(#) = Smear location
△ = Air Sample
*## = Contact/ 30cm dose rates
A.B = Average Background
ABC = Large area swipe
MAL = Minimum Action Level

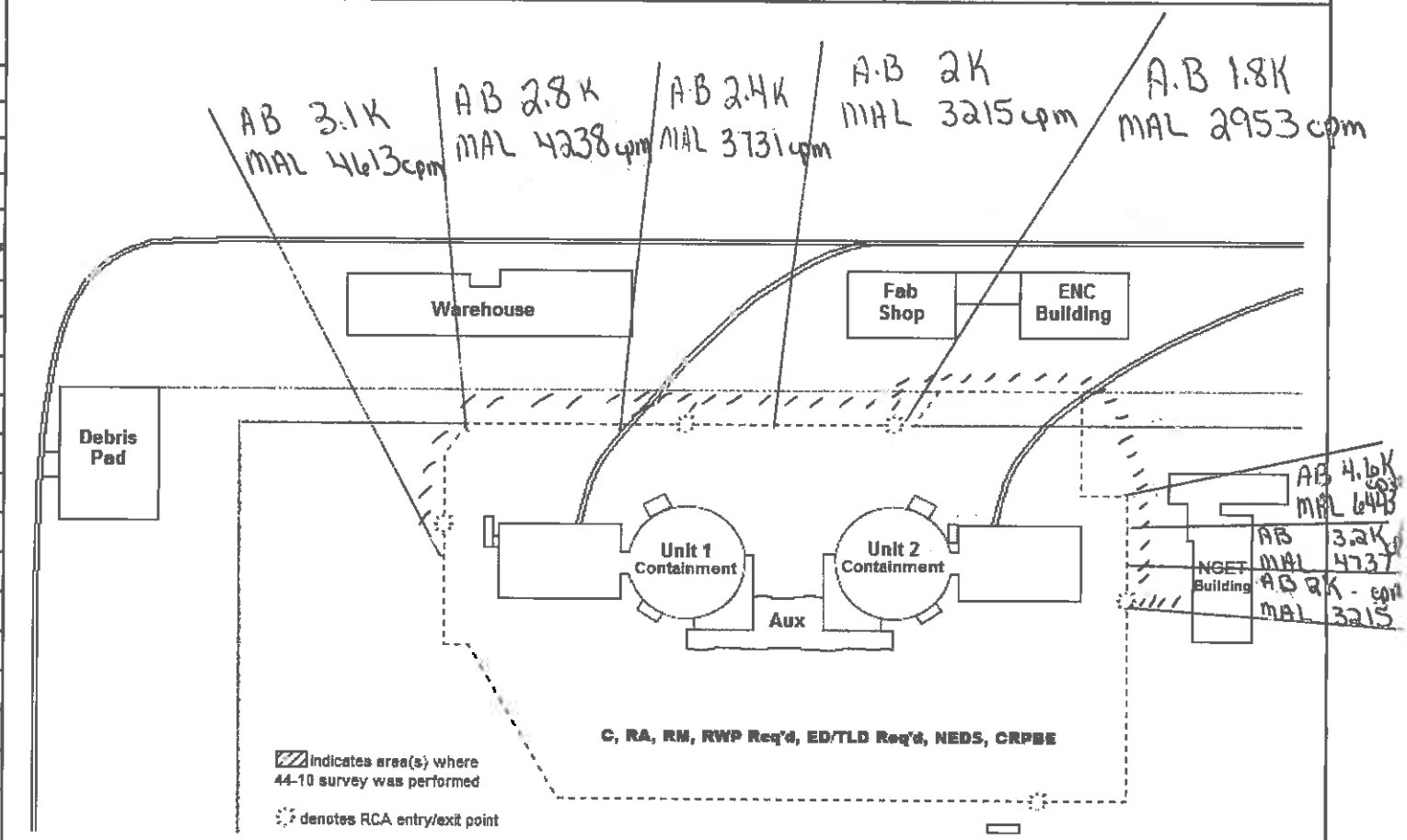

Peer Check (Signature): [illegible]

RPS Approval (Signature): [illegible]

Survey #: 2017-2136 Description: Walkway Survey Date: 7/15/17 Time: 1300

Unit: N/A BLDG: O/S ELEV: 592'

Surveyor Name(s): (Print) John Reed (Sign) [signature]

ZIONSOLUTIONS LLC

RWP: 2017 - 0 - 0003

Rad Posting:

Air Sample taken: ☐yes ☒no

Dosimetry Placement: ☒ Chest ☐Head ☐Thigh ☐Other N/A

Instrument Model	Serial #
m12/44-10	302015
N/A	N/A

All Smears and/or Large Area Swipes <1000 dpm/100cm² (unless noted below)

#	β-γ	α	#	β-γ	α	Masslinns Letter	β-γ

DRPs detected : ☐Yes ☒No ☐N/A

Purpose of Survey:

- ☐ RWP
- ☒ Routine
- ☐ Investigational
- ☐ Release
- ☐ Other (specify)

Comments:

- ☐ Decon Recommended
- ☐ Shielding Recommended
- ☐ Release Recommended
- ☒ None
- ☐ Other (specify)

- - - - = Rad boundary
= Gamma dose rate
(#) = Smear location
△ = Air Sample
*### = Contact/ 30cm dose rates
LABC = Large area swipe
MAL = Minimum Action Level

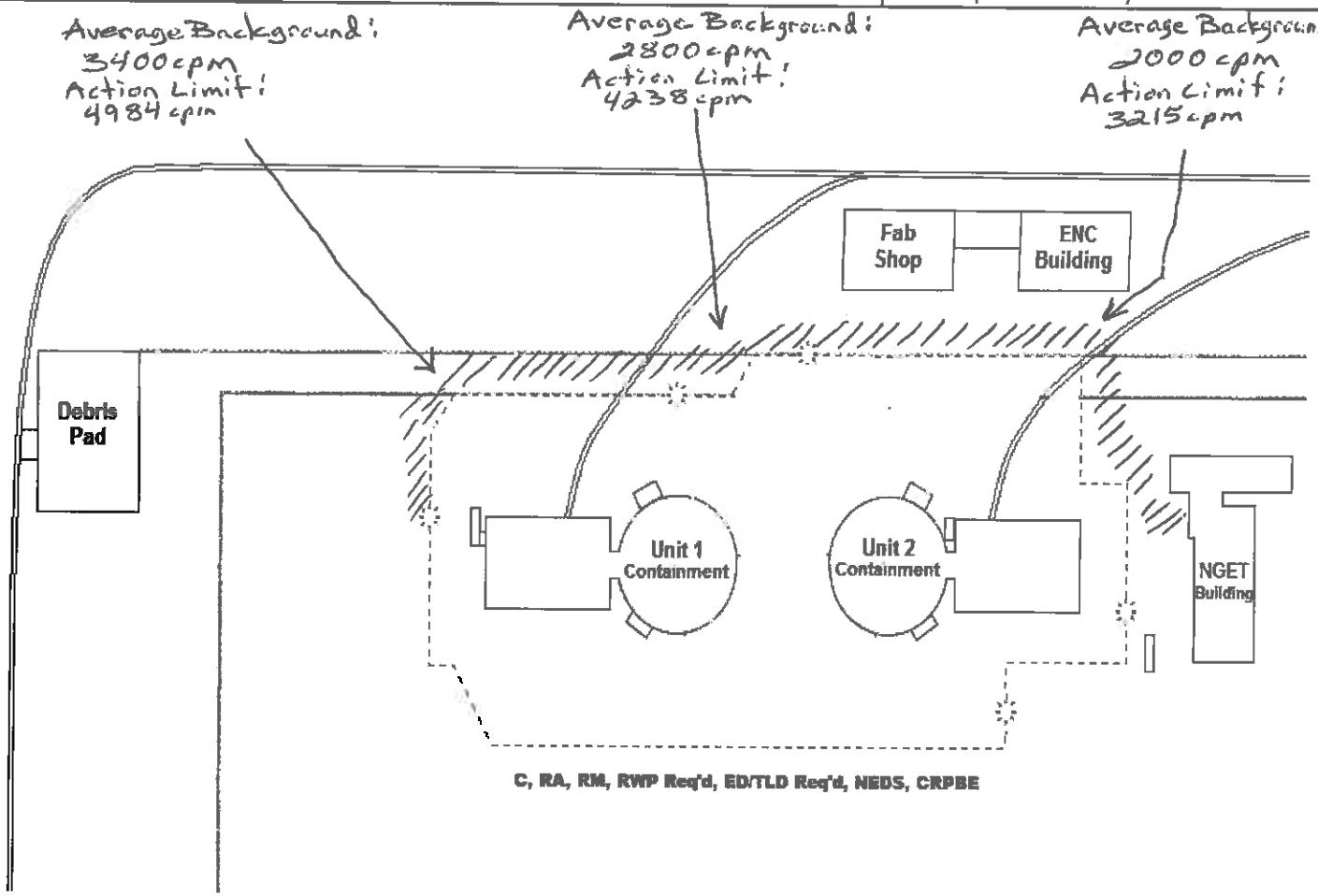

C, RA, RM, RWP Req'd, ED/TLD Req'd, NEDS, CRPBE

Peer Check (Signature): [signature] RPS Approval (Signature): [signature]

Survey #: 2017-2176

Description: Daily walkway

Date: 7/18/17 Time: 1239

Unit: N/A BLDG: 015 ELEV: 592

Surveyor Name(s): (Print) Lynn Lindemann (Sign) Lynn Lindemann

ZIONSOLUTIONS LLC

RWP: 2017-0-0012

Rad Posting: See Below

Air Sample taken: ☐yes ☒no

Dosimetry Placement: ☒ Chest ☐Head ☐Thigh ☐Other N/A

Instrument Model	Serial #
M-12/44-10	302044
N/A	N/A

All Smears and/or Large Area Swipes <1000 dpm/100cm² (unless noted below)

#	β-γ	α	#	β-γ	α	Masslinns Letter	β-γ
				N/A			

DRPs detected : ☐Yes ☒No ☐N/A

Purpose of Survey:
- ☐ RWP
- ☒ Routine
- ☐ Investigational
- ☐ Release
- ☐ Other (specify)

Comments:
- ☐ Decon Recommended
- ☐ Shielding Recommended
- ☐ Release Recommended
- ☒ None
- ☐ Other (specify)

- - - - = Rad boundary
= Gamma dose rate
(#) = Smear location
△ = Air Sample
*## = Contact/ 30cm dose rates
AB = Average Background
ABC = Large area swipe
MAL = Minimum Action Level

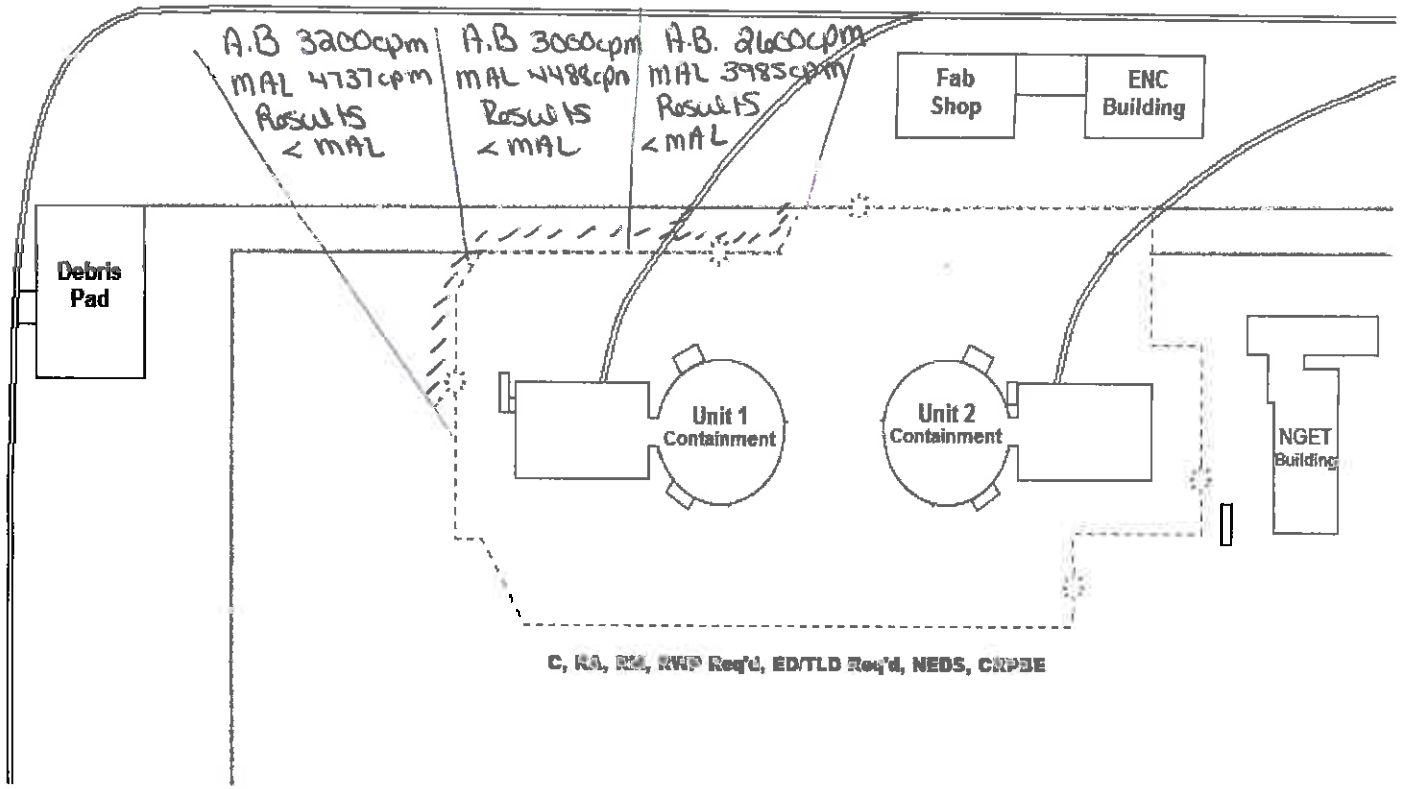

C, RA, RM, RWP Req'd, ED/TLD Req'd, NEDS, CRPBE

Peer Check (Signature): [signature]

RPS Approval (Signature): [signature]

Survey #: 2017-2182

Description: U-2 WALKWAY ROUTINE Date: 07/18/17 Time: 1540

Unit: N/A BLDG: N/A ELEV: N/A

Surveyor Name(s): (Print) P. ARCHER (Sign) P. A

ZIONSOLUTIONS LLC

RWP: 2017 - 0 - 0012

Rad Posting: SEE MAP

Air Sample taken: ☐ yes ☒ no

Dosimetry Placement: ☒ Chest ☐ Head ☐ Thigh ☐ Other N/A

Instrument Model	Serial #
M-12/44-10	302015
N/A	

All Smears and/or Large Area Swipes <1000 dpm/100cm² (unless noted below)

#	β-γ	α	#	β-γ	α	Masslinns Letter	β-γ
N/A							

DRPs detected: ☐ Yes ☒ No ☐ N/A

Purpose of Survey:
- ☐ RWP
- ☒ Routine
- ☐ Investigational
- ☐ Release
- ☐ Other (specify)

Comments:
- ☐ Decon Recommended
- ☐ Shielding Recommended
- ☐ Release Recommended
- ☒ None
- ☐ Other (specify)

- - - - = Rad boundary
= Gamma dose rate
(#) = Smear location
△ = Air Sample
*## = Contact/ 30cm dose rates
LASC = Large area swipe
MAL = Minimum Action Level

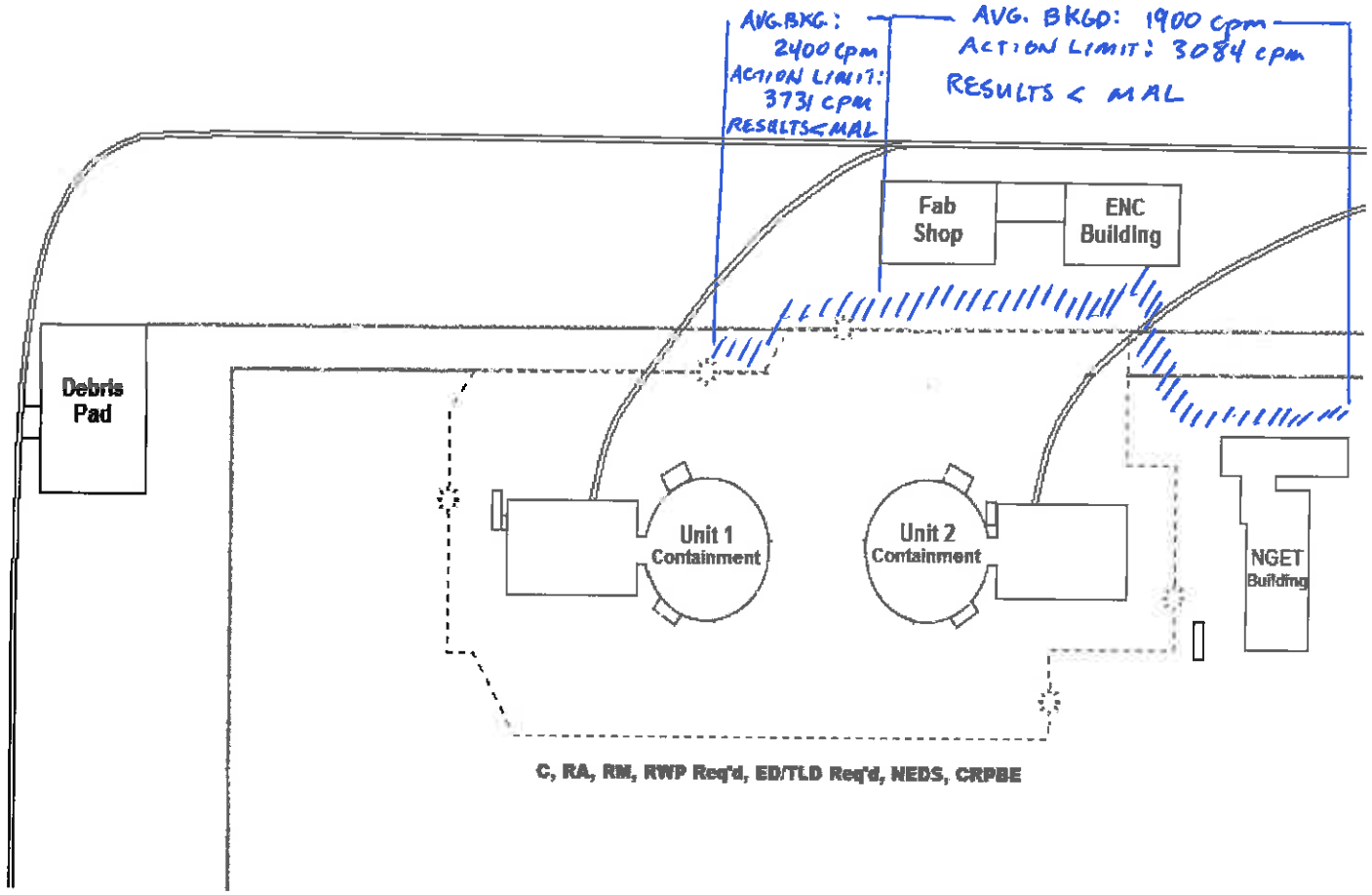

C, RA, RM, RWP Req'd, ED/TLD Req'd, NEDS, CRPBE

Peer Check (Signature): _____ RPS Approval (Signature): _____

Survey #: 2017 - 2195

Unit: N/A BLDG: O/S ELEV: 592'

Description: U1 Daily Walkway Date: 7/19/17 Time: 1230

Surveyor Name(s): (Print) John Reed (Sign) [signature]

ZIONSOLUTIONS LLC

RWP: 2017 - 0 - 0012

Rad Posting: N/A

Air Sample taken: ☐yes ☒no

Dosimetry Placement: ☒ Chest ☐Head ☐Thigh ☐Other N/A

Instrument Model	Serial #
M-12/44-10	302015
N/A	N/A

All Smears and/or Large Area Swipes

<1000 dpm/100cm² (unless noted below)

#	β-γ	α	#	β-γ	α	Masslinns Letter	β-γ

N/A

DRPs detected : ☐Yes ☒No ☐N/A

Purpose of Survey:
- ☐ RWP
- ☒ Routine
- ☐ Investigational
- ☐ Release
- ☐ Other (specify)

Comments:
- ☐ Decon Recommended
- ☐ Shielding Recommended
- ☐ Release Recommended
- ☒ None
- ☐ Other (specify)

- - - - = Rad boundary
= Gamma dose rate
(#) = Smear location
△ = Air Sample
*#/# = Contact/ 30cm dose rates
ABC = Large area swipe
MAL = Minimum Action Level

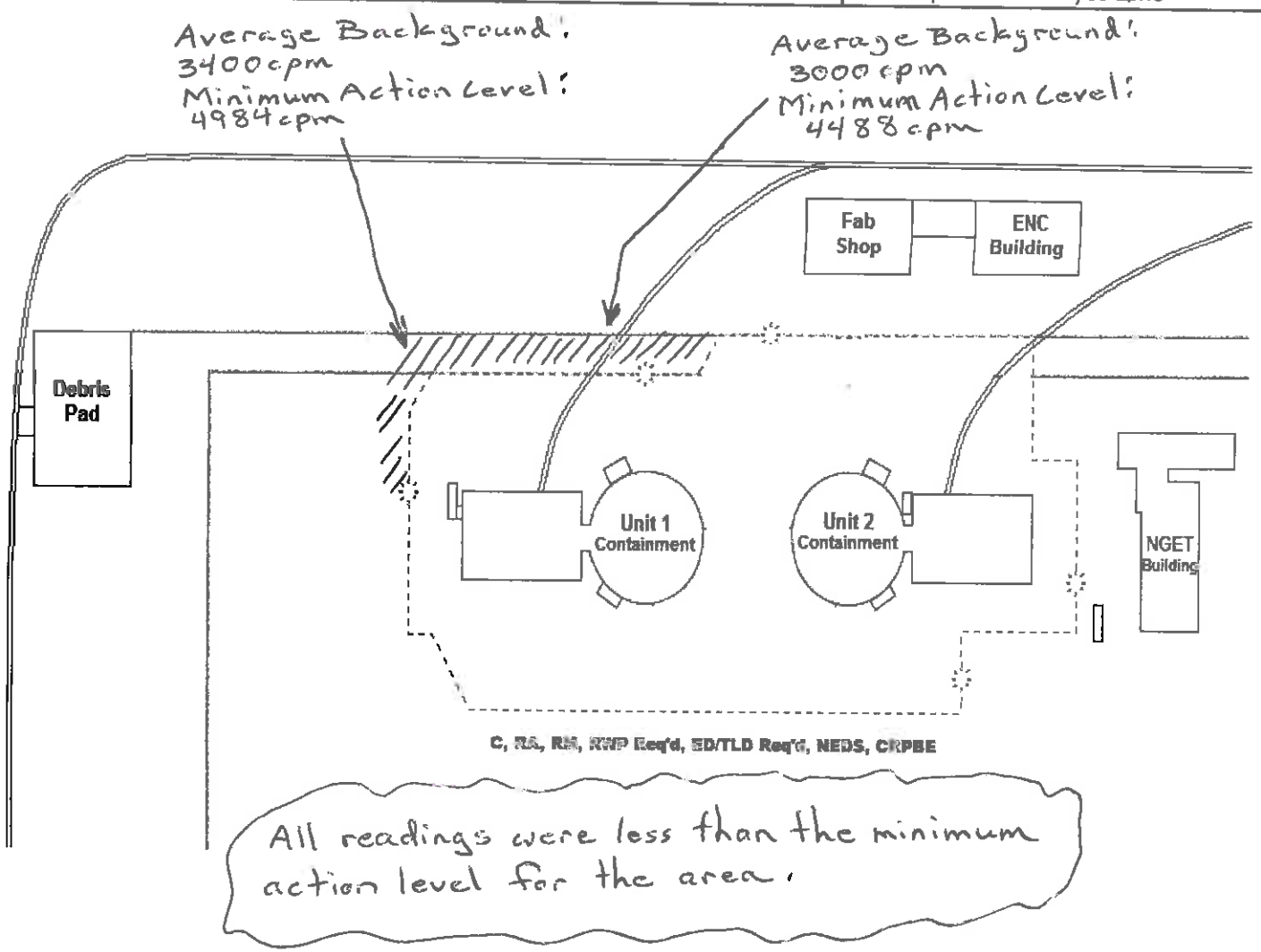

All readings were less than the minimum action level for the area.

Peer Check (Signature): [signature]

RPS Approval (Signature): [signature]

Survey #: 2017-2218

Unit: N/A BLDG: DIS ELEV: 592

Description: U-1 Daily walk paths Date: 7/20/17 Time: 1400

Surveyor Name(s): (Print) Lynn Lindemann (Sign) Lynn Lindemann

ZIONSOLUTIONS LLC

RWP: 2017-0-0012

Rad Posting: See Below

Air Sample taken: ☐ yes ☒ no

Dosimetry Placement: ☒ Chest ☐ Head ☐ Thigh ☐ Other N/A

Instrument Model	Serial #
M-12 / 44-10	302044
N/A	N/A

All Smears and/or Large Area Swipes

<1000 dpm/100cm² (unless noted below)

#	β-γ	α	#	β-γ	α	Masslinns Letter	β-γ
				N/A			

DRPs detected: ☐ Yes ☒ No ☐ N/A

Purpose of Survey:
- ☐ RWP
- ☒ Routine
- ☐ Investigational
- ☐ Release
- ☐ Other (specify)

Comments:
- ☐ Decon Recommended
- ☐ Shielding Recommended
- ☐ Release Recommended
- ☒ None
- ☐ Other (specify)

- - - - = Rad boundary
= Gamma dose rate
(#) = Smear location
△ = Air Sample
*### = Contact/ 30cm dose rates
AB - Average Background
ABC = Large area swipe
MAL = Minimum Action Level

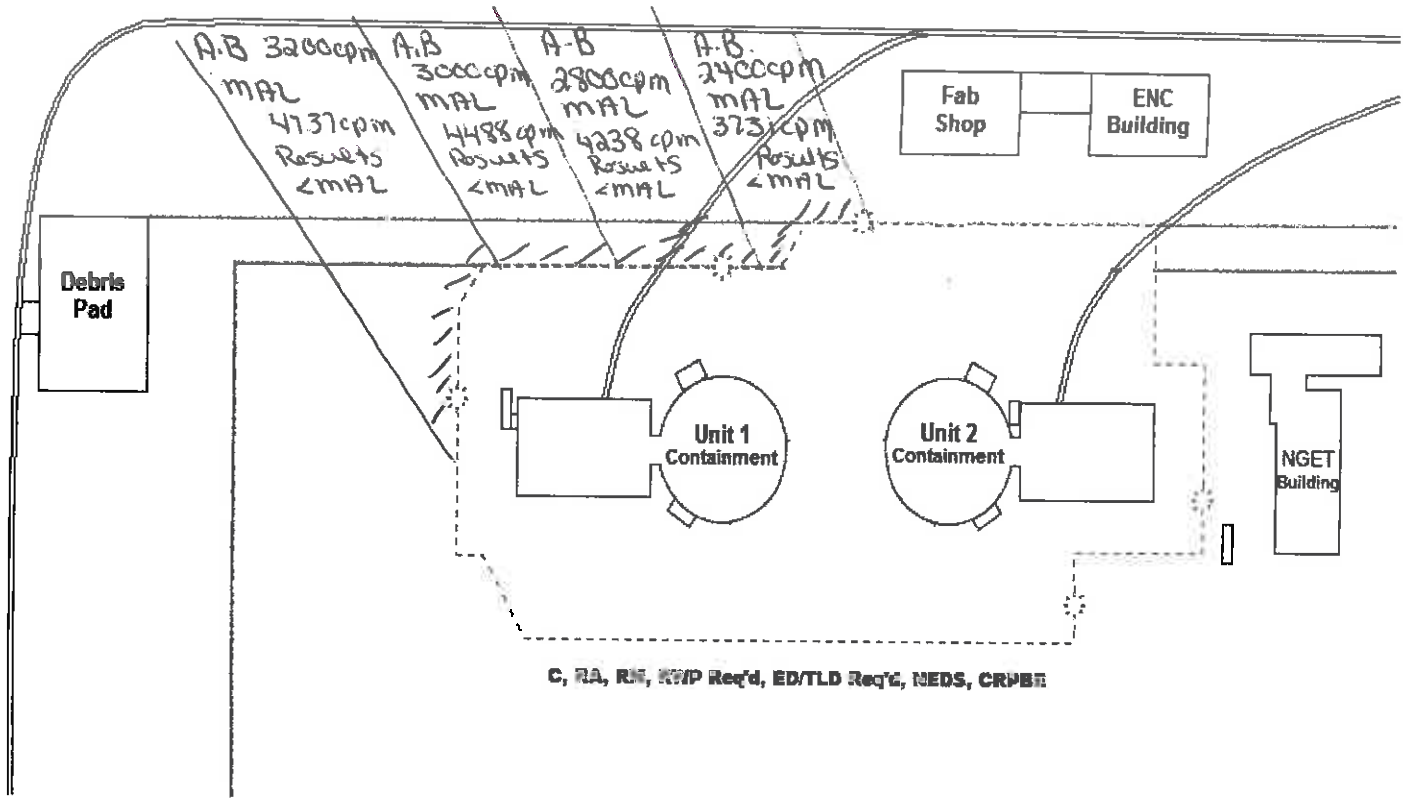

Peer Check (Signature): [signature]

RPS Approval (Signature): [signature]

Survey #: 2017-2321

Unit: N/A BLDG: N/A ELEV: N/A

Description: U-1 WALKWAY ROUTINE Date: 07/27/17 Time: 1600

Surveyor Name(s): (Print) P. ARCHER (Sign)

ZIONSOLUTIONS

RWP: 2017 - 0 - 0012

Rad Posting:

Air Sample taken: ☐yes ☑no

Dosimetry Placement: ☒Chest ☐Head ☐Thigh ☐Other N/A

Instrument Model	Serial #
M-12/44-10	302015
N/A	

All Smears and/or Large Area Swipes <1000 dpm/100cm² (unless noted below)

#	β-γ	α	#	β-γ	α	Masslinns Letter	β-γ
					N/A		

DRPs detected: ☐Yes ☒No ☐N/A

Purpose of Survey:
- ☐ RWP
- ☒ Routine
- ☐ Investigational
- ☐ Release
- ☐ Other (specify)

Comments:
- ☐ Decon Recommended
- ☐ Shielding Recommended
- ☐ Release Recommended
- ☒ None
- ☐ Other (specify)

- - - - = Rad boundary
= Gamma dose rate
(#) = Smear location
△ = Air Sample
*#/# = Contact/ 30cm dose rates
ABC = Large area swipe
MAL = Minimum Action Level

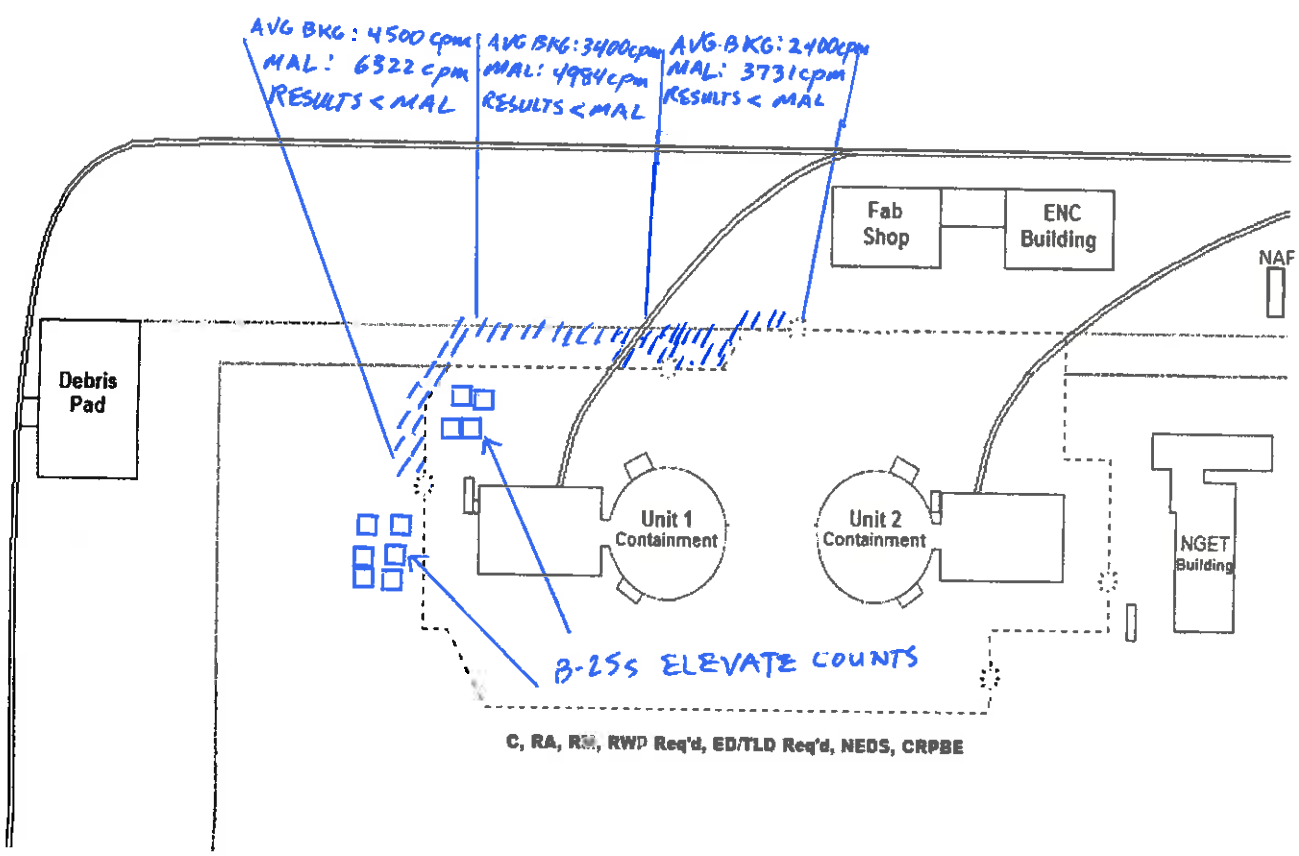

C, RA, RM, RWP Req'd, ED/TLD Req'd, NEDS, CRPBE

Peer Check (Signature): RPS Approval (Signature):

Survey #: 2017-2367

Description: U-1 WALKWAY ROUTINE Date: 07/31/17 Time: 1545

Unit: N/A BLDG: N/A ELEV: N/A

Surveyor Name(s): (Print) P. ARCHER / J. REED (Sign)

ZIONSOLUTIONS LLC

RWP: 2017 - 0 - 0012

Rad Posting: SEE MAP

Air Sample taken: ☐ yes ☒ no

Dosimetry Placement: ☒ Chest ☐ Head ☐ Thigh ☐ Other N/A

Instrument Model	Serial #
M-12 / 44-10	302015
N/A	

All Smears and/or Large Area Swipes <1000 dpm/100cm² (unless noted below)

#	β-γ	α	#	β-γ	α	Masslinns Letter	β-γ
N/A							

DRPs detected: ☐ Yes ☒ No ☐ N/A

Purpose of Survey:
- ☐ RWP
- ☒ Routine
- ☐ Investigational
- ☐ Release
- ☐ Other (specify)

Comments:
- ☐ Decon Recommended
- ☐ Shielding Recommended
- ☐ Release Recommended
- ☒ None
- ☐ Other (specify)

- - - - = Rad boundary
= Gamma dose rate
(#) = Smear location
△ = Air Sample
*## = Contact/ 30cm dose rates
ABC = Large area swipe
MAL = Minimum Action Level

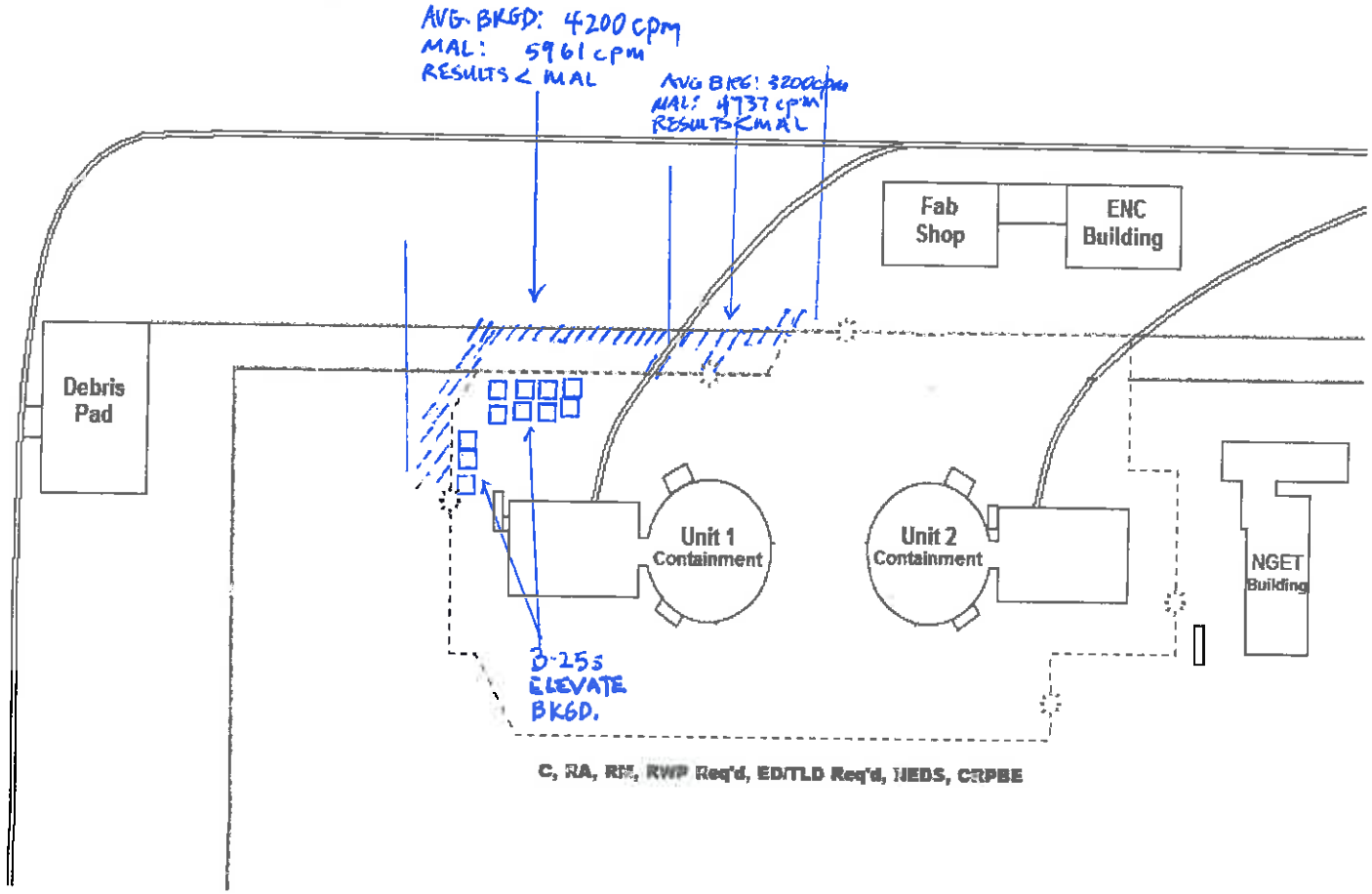

C, RA, RP, RWP Req'd, ED/TLD Req'd, HEDS, CRPBE

Peer Check (Signature):

RPS Approval (Signature):

Survey #: 2017-2389

Description: U2 Pathway Daily

Date: 7/31/17 Time: 1445

Unit: N/A BLDG: N/A ELEV: 592'

Surveyor Name(s): (Print) B. Goess/ (Sign)

ZIONSOLUTIONS

RWP: 2017 - 0 - 0012

Rad Posting: N/A

Air Sample taken: ☐yes ☒no

Dosimetry Placement: ☒ Chest ☐Head ☐Thigh ☐Other N/A

Instrument Model	Serial #
M-12 / 44-10	301959
M-12 / 44-10	302044
N/A	N/A

All Smears and/or Large Area Swipes <1000 dpm/100cm² (unless noted below)

#	β-γ	α	#	β-γ	α	Masslinns Letter	β-γ
					A		
			N				

DRPs detected : ☐Yes ☒No ☐N/A

Purpose of Survey:
- ☐ RWP
- ☒ Routine
- ☐ Investigational
- ☐ Release
- ☐ Other (specify)

Comments:
- ☐ Decon Recommended
- ☐ Shielding Recommended
- ☐ Release Recommended
- ☒ None
- ☐ Other (specify)

- - - - = Rad boundary
= Gamma dose rate
(#) = Smear location
△ = Air Sample
*#/# = Contact/ 30cm dose rates
ABC = Large area swipe
MAL = Minimum Action Level

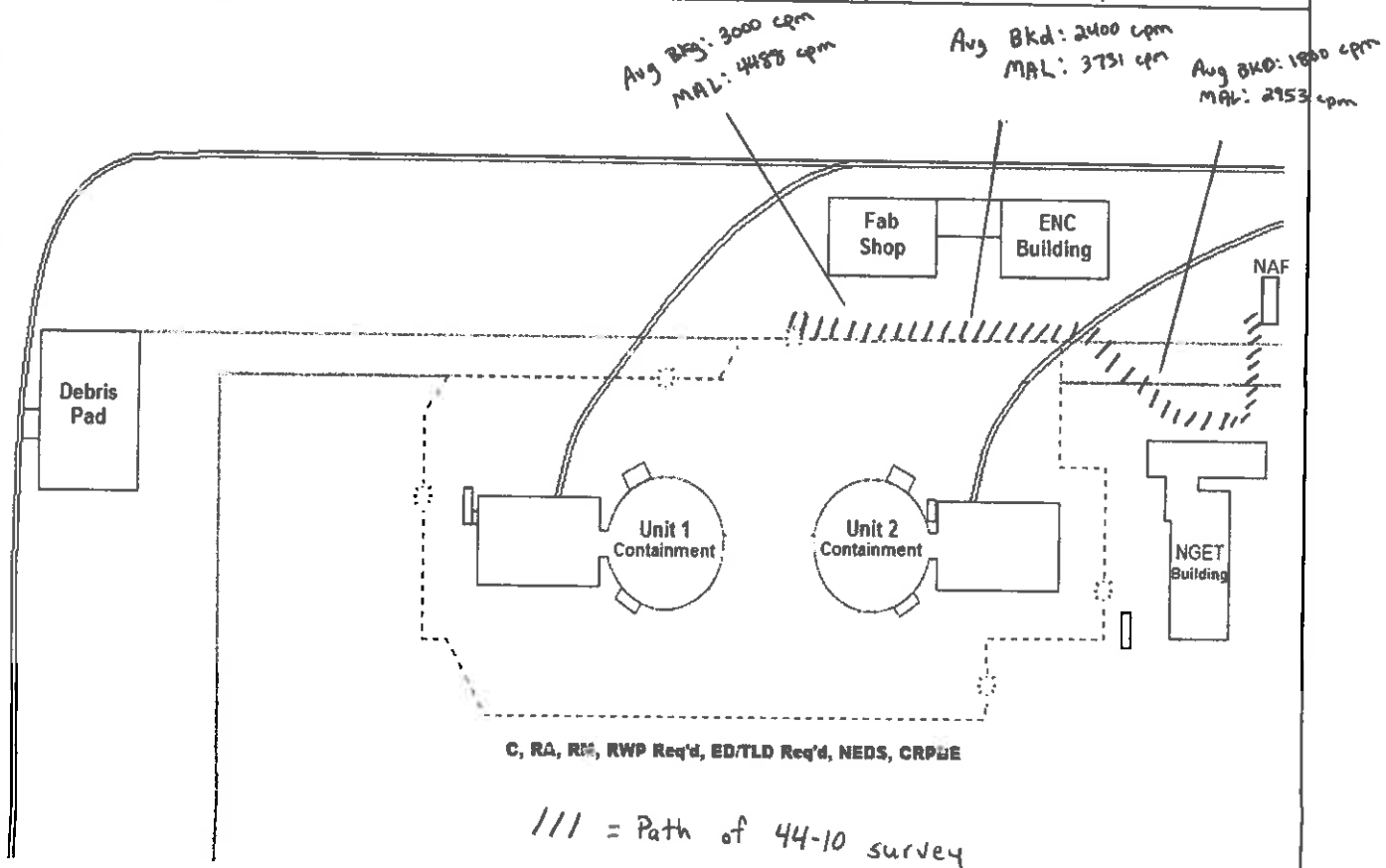

C, RA, RM, RWP Req'd, ED/TLD Req'd, NEDS, CRPBE

/// = Path of 44-10 survey

No counts above MAL

Peer Check (Signature): CL T

RPS Approval (Signature):

Survey #: 2017-2397

Unit: N/A BLDG: O/S ELEV: 592'

RWP: 2017-O-0012

Dosimetry Placement: ☒ Chest ☐ Head ☐ Thigh ☐ Other N/A

Instrument Model	Serial #
M12/44-10	302015
N/A	N/A

All Smears and/or Large Area Swipes <1000 dpm/100cm² (unless noted below)

#	β-γ	α	#	β-γ	α	Masslinns Letter	β-γ

DRPs detected: ☐ Yes ☒ No ☐ N/A

Purpose of Survey:
- ☐ RWP
- ☒ Routine
- ☐ Investigational
- ☐ Release
- ☐ Other (specify)

Comments:
- ☐ Decon Recommended
- ☐ Shielding Recommended
- ☐ Release Recommended
- ☒ None
- ☐ Other (specify)

- - - - = Rad boundary
= Gamma dose rate
= Smear location
= Air Sample
*#/# = Contact/ 30cm dose rates
ABC = Large area swipe
MAL = Minimum Action Level

Description: O/S Walkway Survey Date: 8/1/17 Time: 1300

Surveyor Name(s): (Print) John Reed (Sign)

ZIONSOLUTIONS

Rad Posting: N/A

Air Sample taken: ☐ yes ☒ no

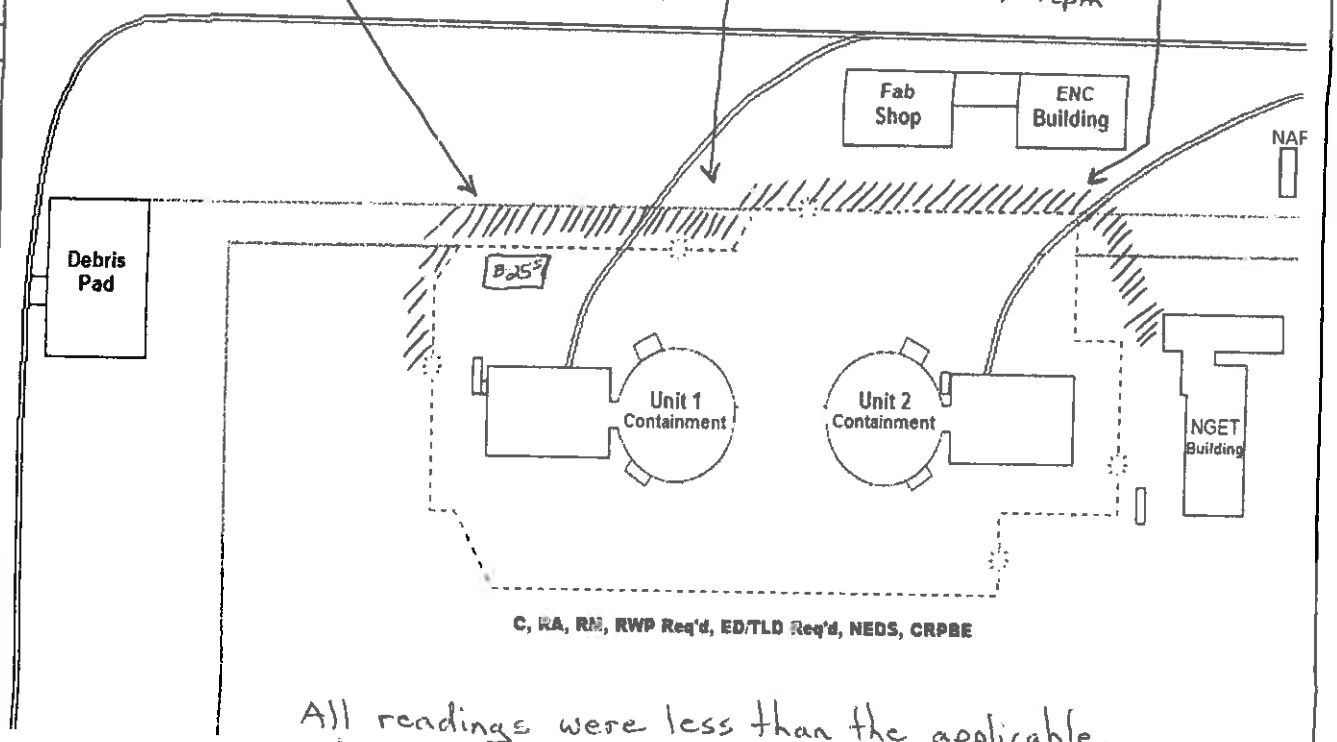

C, RA, RM, RWP Req'd, ED/TLD Req'd, NEDS, CRPBE

All readings were less than the applicable action limits.

Peer Check (Signature): Keith Gilbert

RPS Approval (Signature):

Survey #: 2017-2415

Unit: N/A BLDG: O/S ELEV: 592'

Description: O/S Daily Walkway Date: 8/2/17 Time: 1240

Surveyor Name(s): (Print) John Reed (Sign)

ZIONSOLUTIONS LLC

RWP: 2016-0-0012

Rad Posting: N/A

Air Sample taken: ☐yes ☒no

Dosimetry Placement: ☒ Chest ☐Head ☐Thigh ☐Other N/A

Instrument Model	Serial #
M-12 / 44-10	302015
N/A	N/A

All Smears and/or Large Area Swipes <1000 dpm/100cm² (unless noted below)

#	β-γ	α	#	β-γ	α	Masslinns Letter	β-γ

DRPs detected : ☐Yes ☒No ☐N/A

Purpose of Survey:
- ☐ RWP
- ☒ Routine
- ☐ Investigational
- ☐ Release
- ☐ Other (specify)

Comments:
- ☐ Decon Recommended
- ☐ Shielding Recommended
- ☐ Release Recommended
- ☒ None
- ☐ Other (specify)

- - - - = Rad boundary
= Gamma dose rate
(#) = Smear location
△ = Air Sample
##* = Contact/ 30cm dose rates
ABC = Large area swipe
MAL = Minimum Action Level

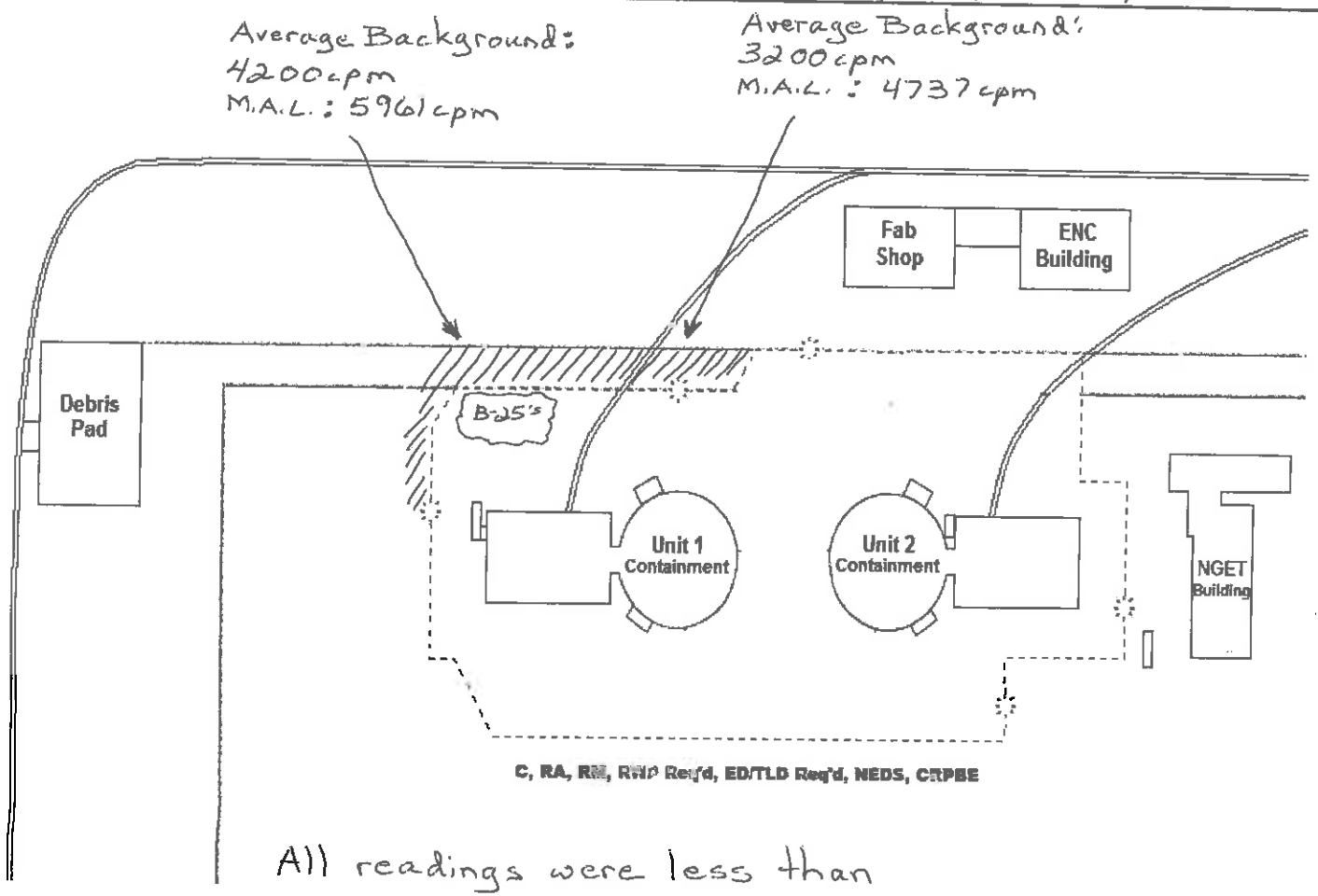

All readings were less than the applicable MALS.

Peer Check (Signature):

RPS Approval (Signature):

Survey #: 2017-2416

Unit: N/A BLDG: N/A ELEV: N/A

RWP: 2017 - 0 - 0012

Dosimetry Placement: ☒ Chest ☐ Head ☐ Thigh ☐ Other N/A

Instrument Model	Serial #
M-12/44-10	302015
N/A	

Description: U-2 WALKWAY ROUTINE Date: 08/02/17 Time: 1630

Surveyor Name(s): (Print) P. ARCHER (Sign) [signature]

ZIONSOLUTIONS LLC

Rad Posting: SEE MAP

Air Sample taken: ☐ yes ☒ no

All Smears and/or Large Area Swipes <1000 dpm/100cm² (unless noted below)

#	β-γ	α	#	β-γ	α	Masslinns Letter	β-γ
					N/A		

DRPs detected: ☐ Yes ☒ No ☐ N/A

Purpose of Survey:
- ☐ RWP
- ☒ Routine
- ☐ Investigational
- ☐ Release
- ☐ Other (specify)

Comments:
- ☐ Decon Recommended
- ☐ Shielding Recommended
- ☐ Release Recommended
- ☒ None
- ☐ Other (specify)

- - - - = Rad boundary
= Gamma dose rate
(#) = Smear location
△ = Air Sample
*#/# = Contact/ 30cm dose rates
ABC = Large area swipe
MAL = Minimum Action Level

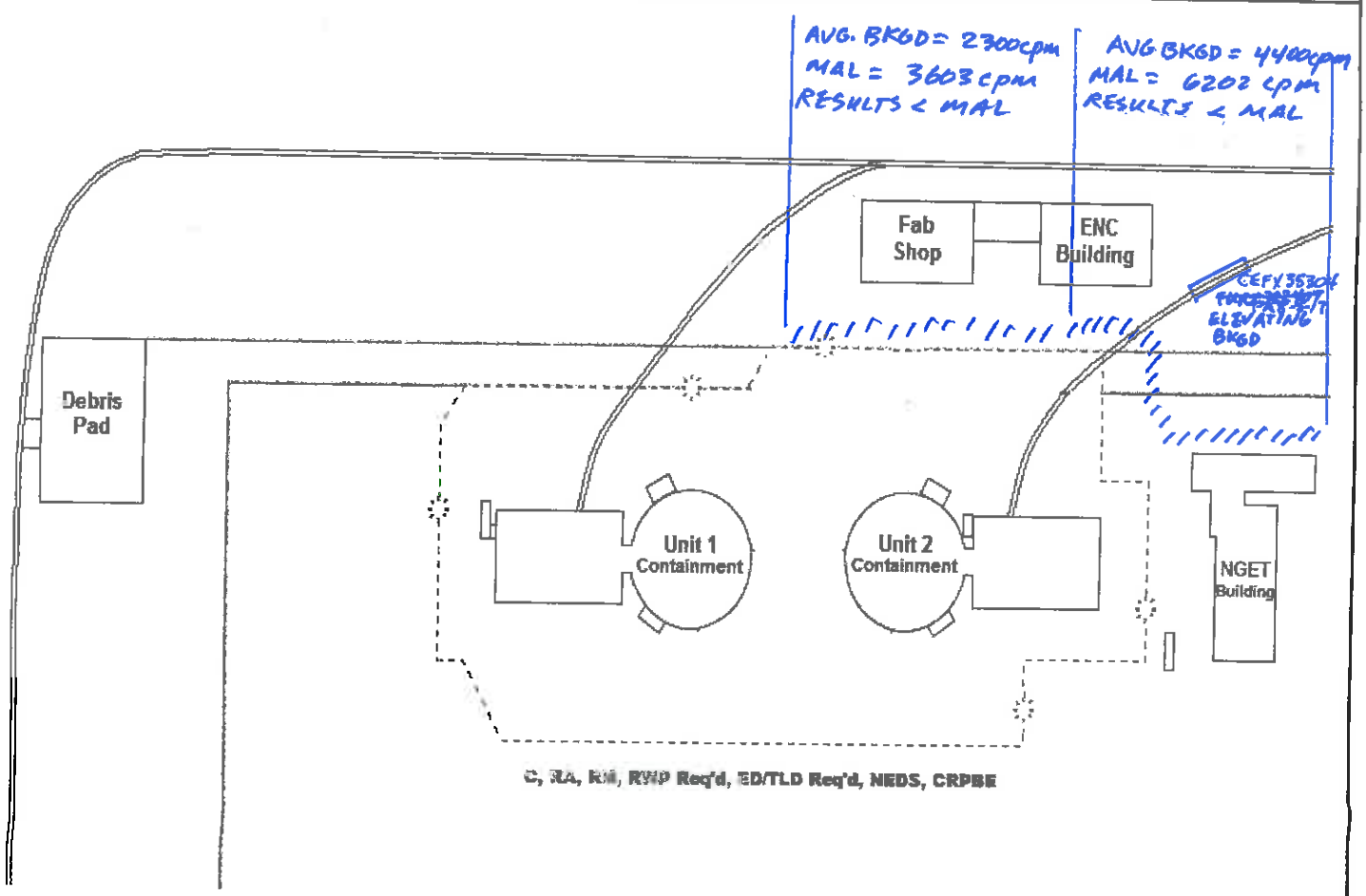

Peer Check (Signature): [signature]

RPS Approval (Signature): [signature]

Survey #: 2017 - 2425

Unit: NA BLDG: NA ELEV: 592'

Description: WALKWAY SURVEY Date: 8/3/17 Time: 1400

Surveyor Name(s): (Print) JUSTIN JAGEMANN (Sign)

ZIONSOLUTIONS

RWP: 2017 - 0 - 0012

Rad Posting: SEE MAP

Dosimetry Placement: ☑ Chest ☐ Head ☐ Thigh ☐ Other NA

Air Sample taken: ☐ yes ☑ no

Instrument Model	Serial #
M-12 44-10	302044

AVG BKG = 2500 cpm
MAL = 3858 cpm
RESULTS: < MAL

All Smears and/or Large Area Swipes <1000 dpm/100cm² (unless noted below)

#	β-γ	α	#	β-γ	α	Masslinns Letter	β-γ
				N			
					A		

DRPs detected: ☐ Yes ☑ No ☐ N/A

Purpose of Survey:
- ☐ RWP
- ☑ Routine
- ☐ Investigational
- ☐ Release
- ☐ Other (specify)

Comments:
- ☐ Decon Recommended
- ☐ Shielding Recommended
- ☐ Release Recommended
- ☑ None
- ☐ Other (specify)

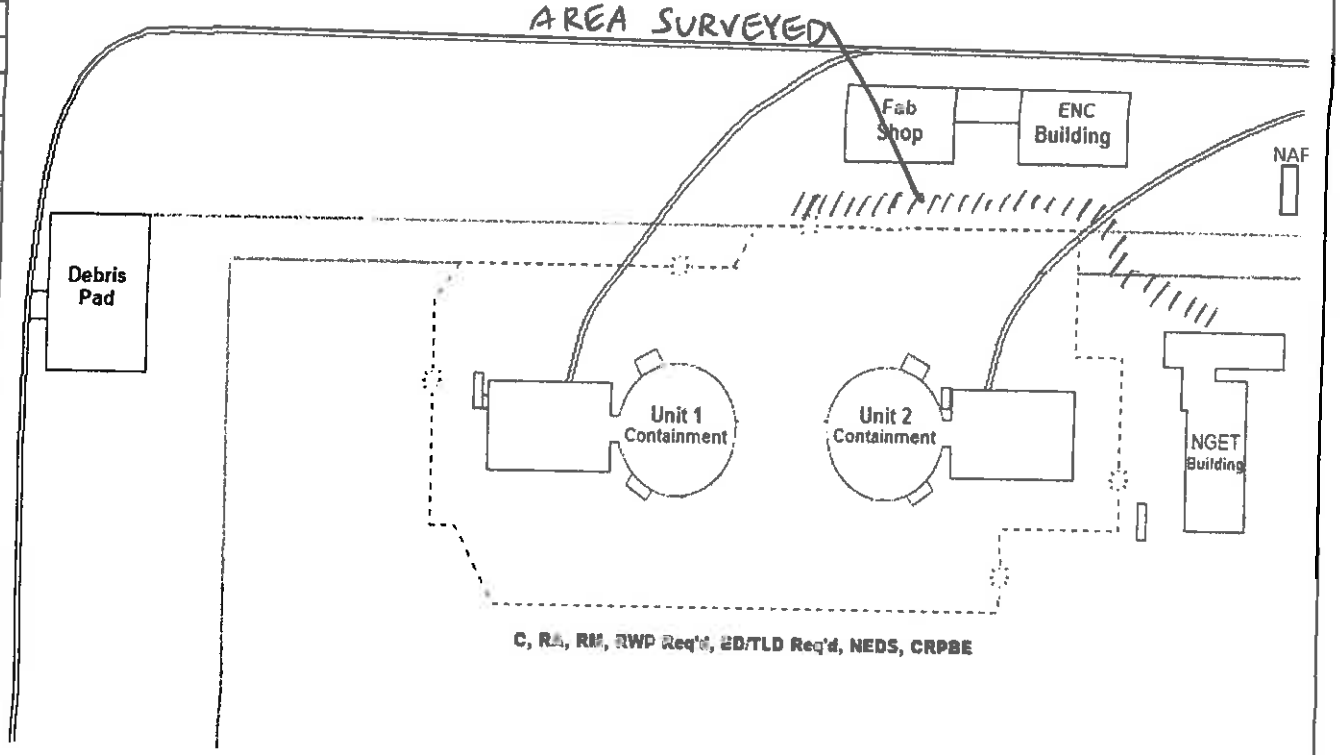

- - - - = Rad boundary
= Gamma dose rate
(#) = Smear location
△ = Air Sample
*#/# = Contact/ 30cm dose rates
LSA = Large area swipe
MAL = Minimum Action Level

Peer Check (Signature): _____ RPS Approval (Signature): _____

Survey #: 2017-2436 | Description: U-1 WALKWAY DAILY | Date: 08/03/17 | Time: 1600

Unit: N/A BLDG: N/A ELEV: N/A | Surveyor Name(s): (Print) P. ARCHER (Sign) [signature]

ZIONSOLUTIONS LLC

RWP: 2017 - 0 - 0012 | Rad Posting: SEE MAP | Air Sample taken: ☐yes ☒no

Dosimetry Placement: ☒ Chest ☐Head ☐Thigh ☐Other N/A

Instrument Model	Serial #
M-12 / 44-10	302044
N/A	

All Smears and/or Large Area Swipes <1000 dpm/100cm² (unless noted below)

#	β-γ	α	#	β-γ	α	Masslinns Letter	β-γ
N/A							

DRPs detected : ☐Yes ☒No ☐N/A

Purpose of Survey:
- ☐ RWP
- ☒ Routine
- ☐ Investigational
- ☐ Release
- ☐ Other (specify)

Comments:
- ☐ Decon Recommended
- ☐ Shielding Recommended
- ☐ Release Recommended
- ☒ None
- ☐ Other (specify)

---- = Rad boundary
= Gamma dose rate
(#) = Smear location
△ = Air Sample
*## = Contact/ 30cm dose rates
ABC = Large area swipe
MAL = Minimum Action Level

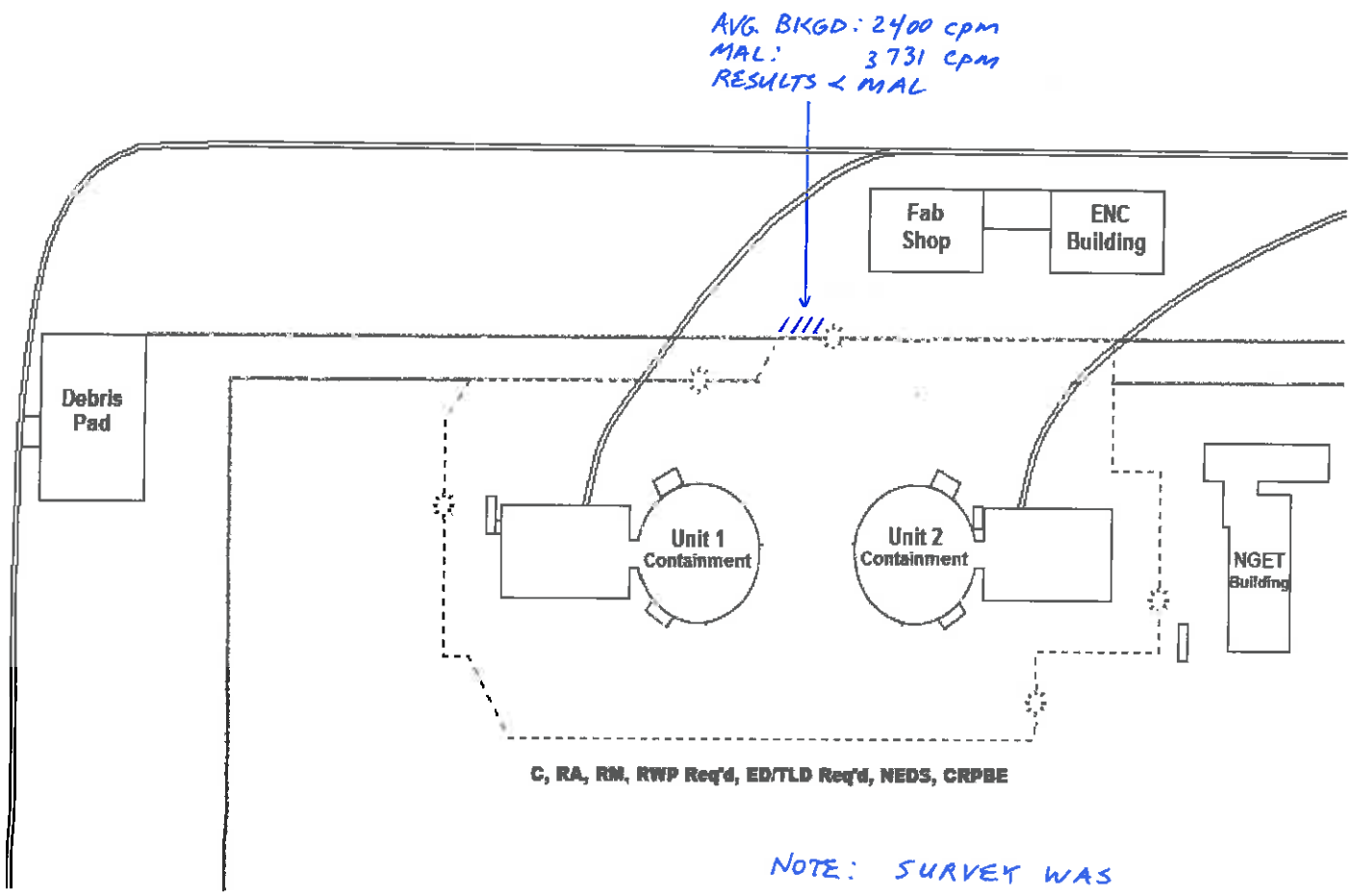

NOTE: SURVEY WAS STOPPED BEFORE COMPLETION DUE TO INCLEMENT WEATHER, i.e. LIGHTNING.

Peer Check (Signature): [signature] RPS Approval (Signature): [signature]

Survey #: 2017-2445

Unit: N/A BLDG: O/S ELEV: 592'

Description: Daily Walkway Survey Date: 8/4/17 Time: 1230

Surveyor Name(s): (Print) J. Reed (Sign) [signature]

ZIONSOLUTIONS LLC

RWP: 2017 -0-0003

Rad Posting: N/A

Air Sample taken: ☐yes ☒no

Dosimetry Placement: ☒ Chest ☐Head ☐Thigh ☐Other N/A

Instrument Model	Serial #
M-12 / 44-10	302015
N/A	N/A

All Smears and/or Large Area Swipes <1000 dpm/100cm² (unless noted below)

#	β-γ	α	#	β-γ	α	Masslinns Letter	β-γ

N/A

DRPs detected: ☐Yes ☒No ☐N/A

Purpose of Survey:
- ☐ RWP
- ☒ Routine
- ☐ Investigational
- ☐ Release
- ☐ Other (specify)

Comments:
- ☐ Decon Recommended
- ☐ Shielding Recommended
- ☐ Release Recommended
- ☒ None
- ☐ Other (specify)

- - - - = Rad boundary
= Gamma dose rate
(#) = Smear location
△ = Air Sample
*## = Contact/ 30cm dose rates
ABC = Large area swipe
MAL = Minimum Action Level

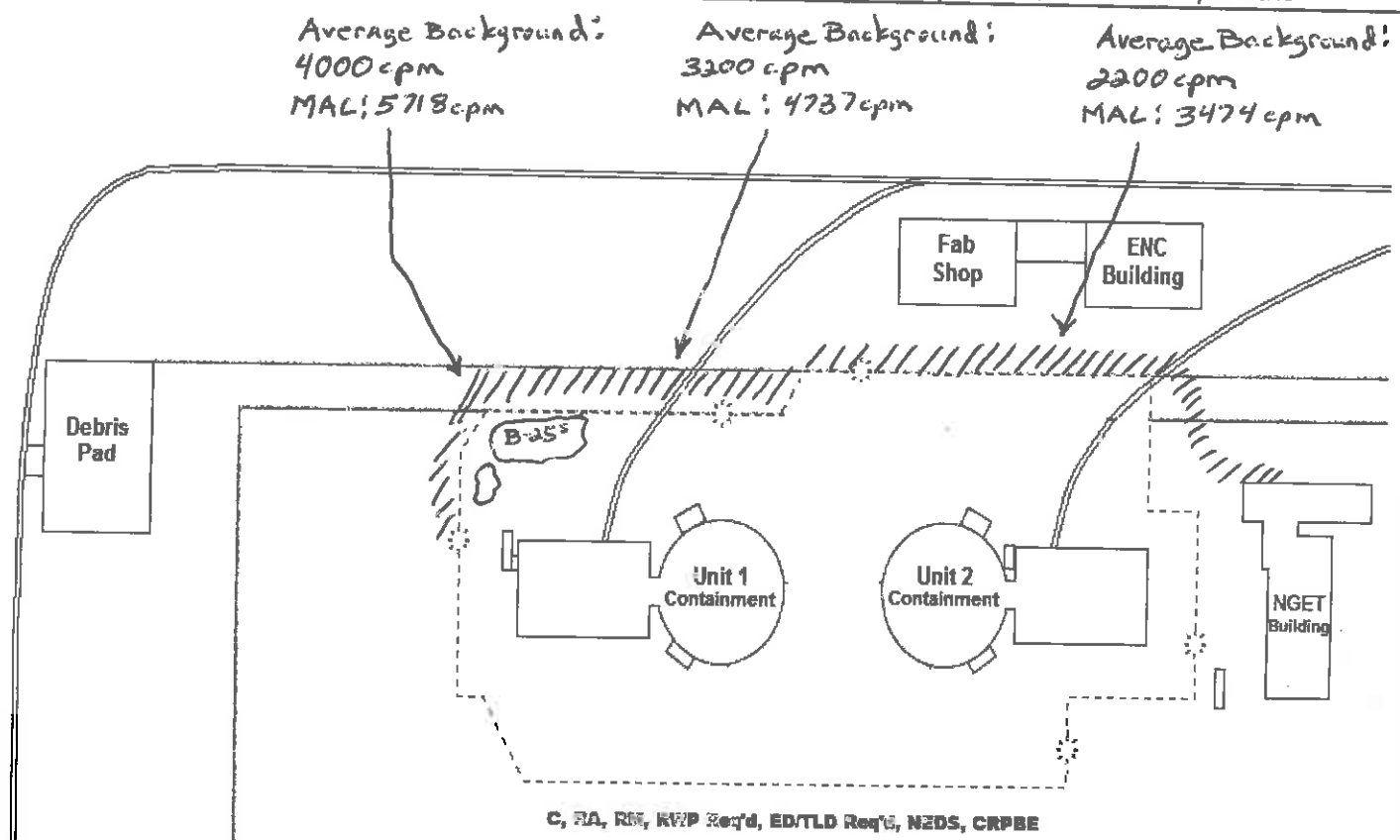

All readings were less than the applicable minimum action levels.

Peer Check (Signature): [signature]

RPS Approval (Signature): [signature]

Survey #: 2017-2454

Unit: N/A BLDG: C/S ELEV: 592

RWP: 2017 -0- 0003

Description: Daily Walkway Survey Date: 8/5/17 Time: 1245

Surveyor Name(s): (Print) J. Reed (Sign) [signature]

ZIONSOLUTIONS LLC

Rad Posting: N/A

Air Sample taken: ☐yes ☒no

Dosimetry Placement: ☒ Chest ☐Head ☐Thigh ☐Other N/A

Instrument Model	Serial #
M12-44-10	302015
N/A	N/A

All Smears and/or Large Area Swipes <1000 dpm/100cm² (unless noted below)

#	β-γ	α	#	β-γ	α	Masslinns Letter	β-γ

DRPs detected : ☐Yes ☒No ☐N/A

Purpose of Survey:
- ☐ RWP
- ☒ Routine
- ☐ Investigational
- ☐ Release
- ☐ Other (specify)

Comments:
- ☐ Decon Recommended
- ☐ Shielding Recommended
- ☐ Release Recommended
- ☒ None
- ☐ Other (specify)

- - - - = Rad boundary
= Gamma dose rate
(#) = Smear location
△ = Air Sample
*#/# = Contact/ 30cm dose rates
ABC = Large area swipe
MAL = Minimum Action Level

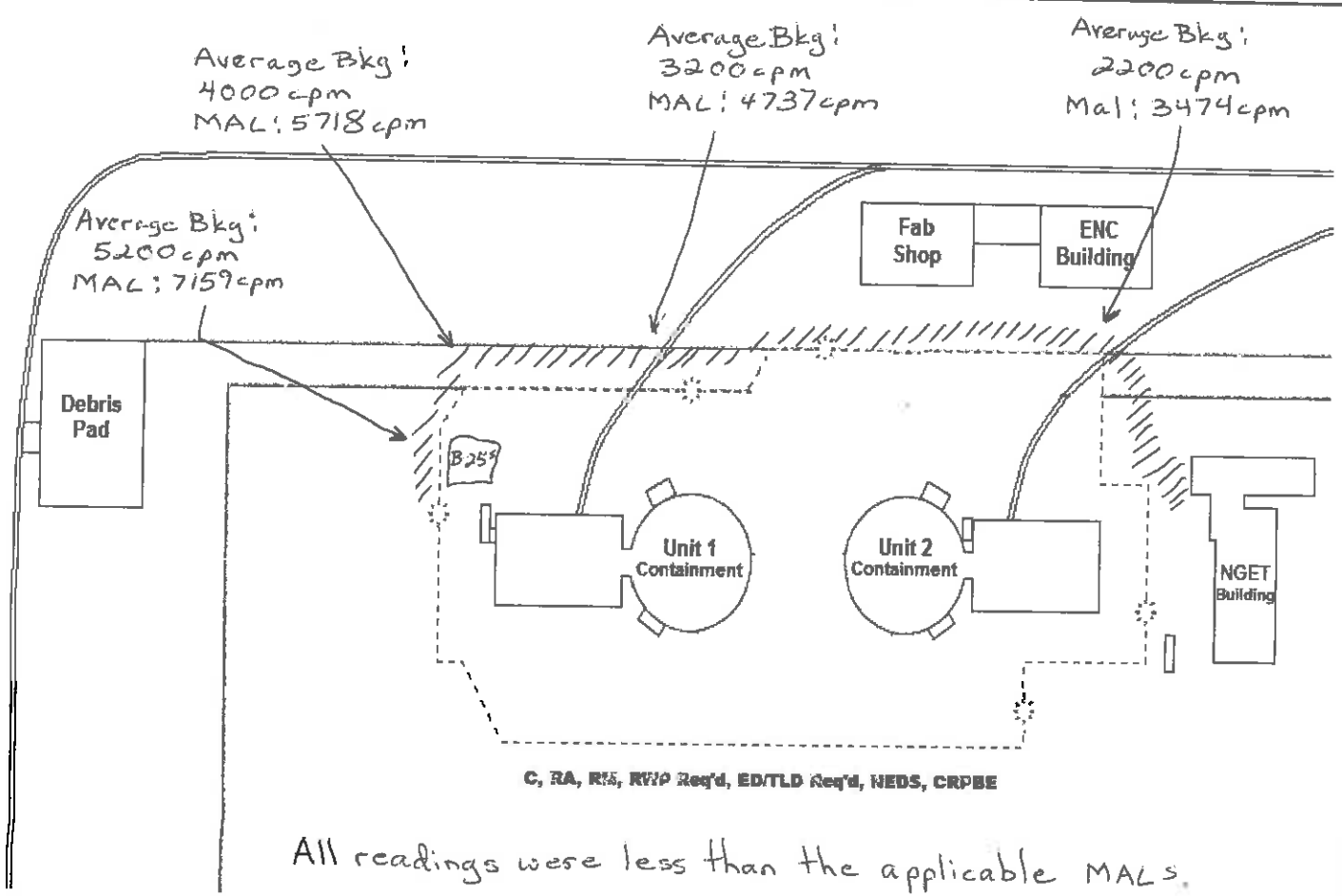

All readings were less than the applicable MALs.

Peer Check (Signature): [signature] RPS Approval (Signature): [signature]

Survey #: 2017- 2492

Unit: N/A BLDG: N/A ELEV: 598'

Description: U2 Pathway Daily Date: 8/8/17 Time: 1330

Surveyor Name(s): (Print) B. Gessl / C. Terp (Sign) [illegible] / [illegible]

ZIONSOLUTIONS

RWP: 2017-0-0012

Rad Posting: N/A

Dosimetry Placement: ☒ Chest ☐ Head ☐ Thigh ☐ Other N/A

Air Sample taken: ☐ yes ☐ no

Instrument Model	Serial #
M-12 / 44-10	301959
M-12 / 44-10	302015
N/A	N/A

All Smears and/or Large Area Swipes <1000 dpm/100cm² (unless noted below)

#	β-γ	α	#	β-γ	α	Masslinns Letter	β-γ
					A		
			N				

DRPs detected: ☐ Yes ☒ No ☐ N/A

Purpose of Survey:
- ☐ RWP
- ☒ Routine
- ☐ Investigational
- ☐ Release
- ☐ Other (specify)

Comments:
- ☐ Decon Recommended
- ☐ Shielding Recommended
- ☐ Release Recommended
- ☒ None
- ☐ Other (specify)

- - - - = Rad boundary
= Gamma dose rate
(#) = Smear location
△ = Air Sample
*#/# = Contact/ 30cm dose rates
ASC = Large area swipe
MAL = Minimum Action Level

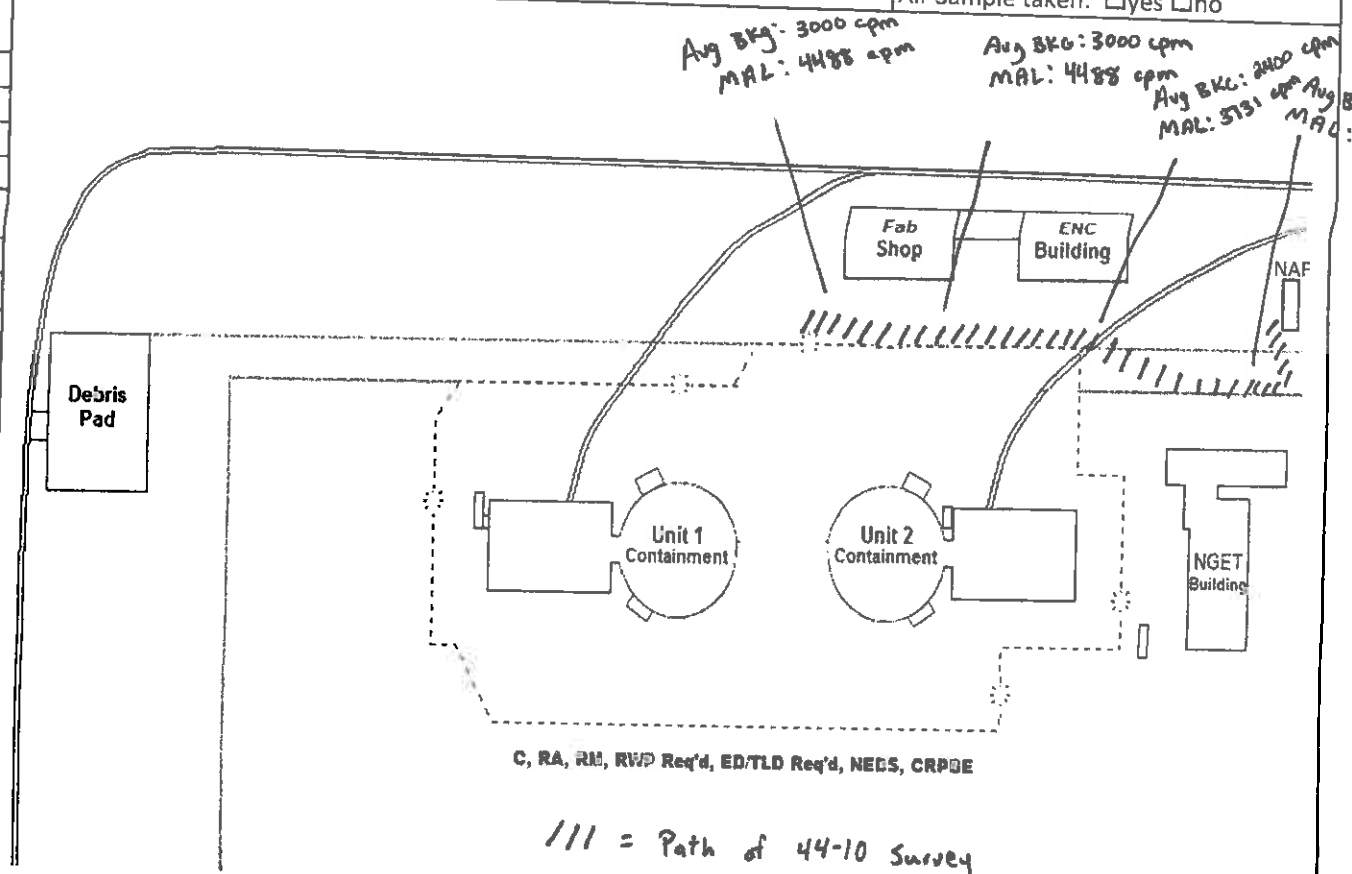

C, RA, RM, RWP Req'd, ED/TLD Req'd, NEGS, CRPDE

/// = Path of 44-10 Survey

No counts above MAL.

Peer Check (Signature): [signature]

RPS Approval (Signature): [signature]

Survey #: 2017 - 2501

Unit: 1 BLDG: O/S ELEV: 592'

Description: Daily Walkway Survey Date: 8/8/17 Time: 1430

Surveyor Name(s): (Print) John Reed (Sign) [signature]

ZIONSOLUTIONS

RWP: 2017 - 0 - 0012

Rad Posting: N/A

Dosimetry Placement: ☒ Chest ☐ Head ☐ Thigh ☐ Other N/A

Air Sample taken: ☐ yes ☒ no

Instrument Model	Serial #
M-12 / 44-10	302015
N/A	N/A

All Smears and/or Large Area Swipes <1000 dpm/100cm² (unless noted below)

#	β-γ	α	#	β-γ	α	Masslinns Letter	β-γ

DRPs detected: ☐ Yes ☒ No ☐ N/A

Purpose of Survey:
- ☐ RWP
- ☒ Routine
- ☐ Investigational
- ☐ Release
- ☐ Other (specify)

Comments:
- ☐ Decon Recommended
- ☐ Shielding Recommended
- ☐ Release Recommended
- ☒ None
- ☐ Other (specify)

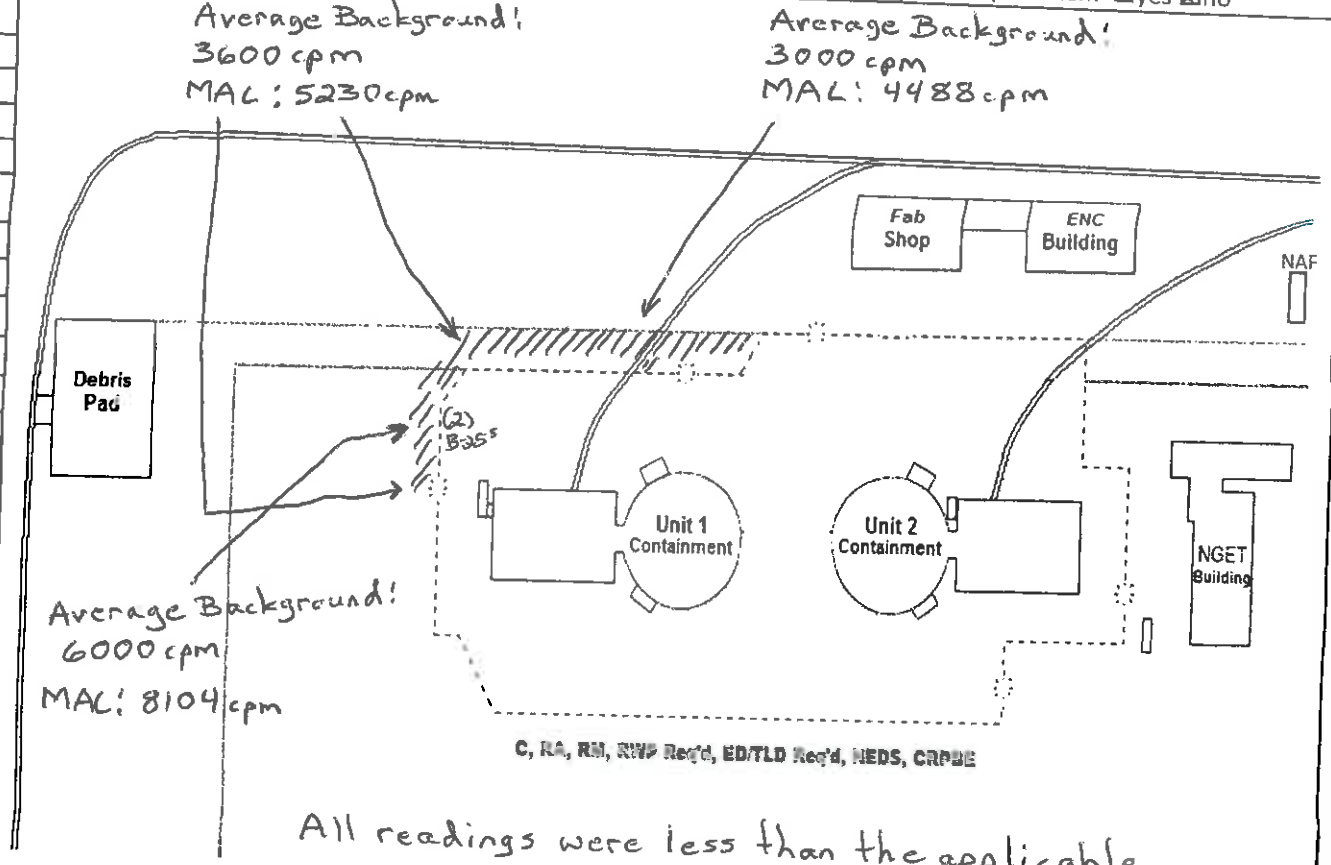

All readings were less than the applicable MALs.

- - - - = Rad boundary
= Gamma dose rate
(#) = Smear location
△ = Air Sample
*#/# = Contact/ 30cm dose rates
ASS = Large area swipe
MAL = Minimum Action Level

Peer Check (Signature): [signature]

RPS Approval (Signature): [signature]

Survey # 2017-2716

Description: U-1, U-2 Walkway Daily Date: 08/22/2017 Time: 1430

Unit: N/A Bldg: N/A Elevation: N/A

Surveyor Name(s): (Print) P. Archeer Sign: [signature]

ZIONSOLUTIONS LLC

RWP: 2017-0-0012

Rad Posting: See Map

Air Sample taken: ☐yes ☒no

Dosimetry Placement: ☒ Chest ☐Head ☐Thigh ☐Other N/A

Instrument Model	Serial #
M-12/44-10	302015

N/A

All Smears and/or Large Area Swipes
<1000 dpm/100cm² (unless noted below)

#	β-γ	α	#	β-γ	α	Masslinns Letter	β-γ

N/A

RPs detected : ☐Yes ☒No ☐N/A

Purpose of Survey:
- ☐ RWP
- ☒ Routine
- ☐ Investigational
- ☐ Release
- ☐ Other (specify)

Comments:
- ☐ Decon Recommended
- ☐ Shielding Recommended
- ☐ Release Recommended
- ☒ None
- ☐ Other (specify)

- - - = Rad boundary
= Gamma dose rate
Ⓓ = Smear location
△ = Air Sample
*#/# = Contact/ 30cm dose rates
ABC = Large area swipe
MAL = Minimum Action Level

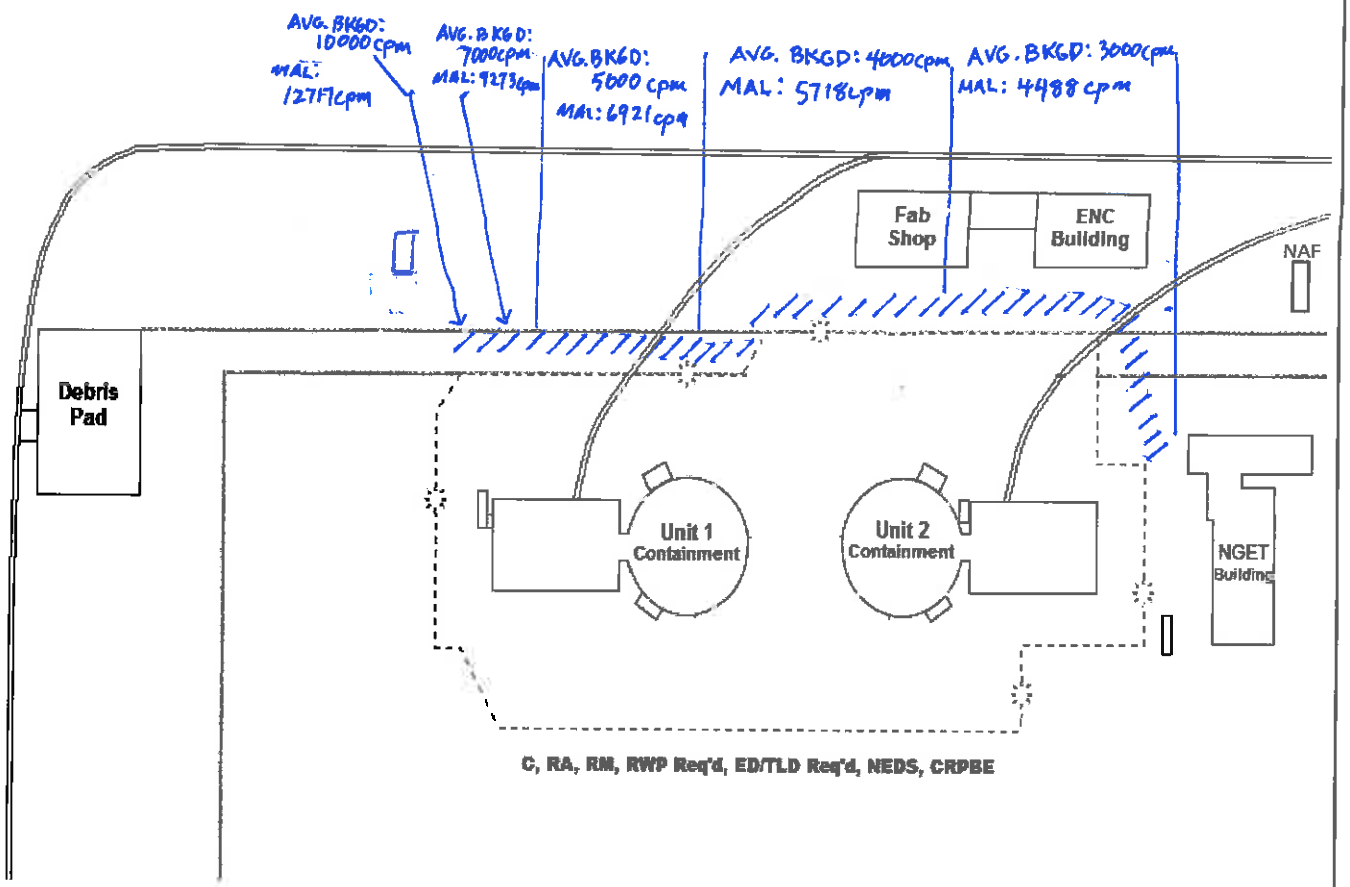

indicates area(s) where 44-10 survey was performed

NOTE: ALL RESULTS < MAL

Peer Check (Signature): [signature] RPS Approval (Signature): [signature]

Survey #: 2017-2745

Unit: N/A BLDG: 015 ELEV: 592

Description: U-1 Daily Pathway Date: 8/23/17 Time: 0915

Surveyor Name(s): (Print) John Reed (Sign) [signature]

ZIONSOLUTIONS

RWP: 2017-0-0012

Rad Posting: See Below

Dosimetry Placement: ☒ Chest ☐ Head ☐ Thigh ☐ Other N/A

Air Sample taken: ☐ yes ☒ no

Instrument Model	Serial #
m-12 / 44-10	362015
A	A
N	N

All Smears and/or Large Area Swipes <1000 dpm/100cm² (unless noted below)

#	β-γ	α	#	β-γ	α	Masslinns Letter	β-γ
					A		
				N			

DRPs detected: ☐ Yes ☒ No ☐ N/A

Purpose of Survey:
- ☐ RWP
- ☒ Routine
- ☐ Investigational
- ☐ Release
- ☐ Other (specify)

Comments:
- ☐ Decon Recommended
- ☐ Shielding Recommended
- ☐ Release Recommended
- ☒ None
- ☐ Other (specify)

- - - - = Rad boundary
= Gamma dose rate
(#) = Smear location
△ = Air Sample
*#/# = Contact/ 30cm dose rates
ABC = Large area swipe
MAL = Minimum Action Level

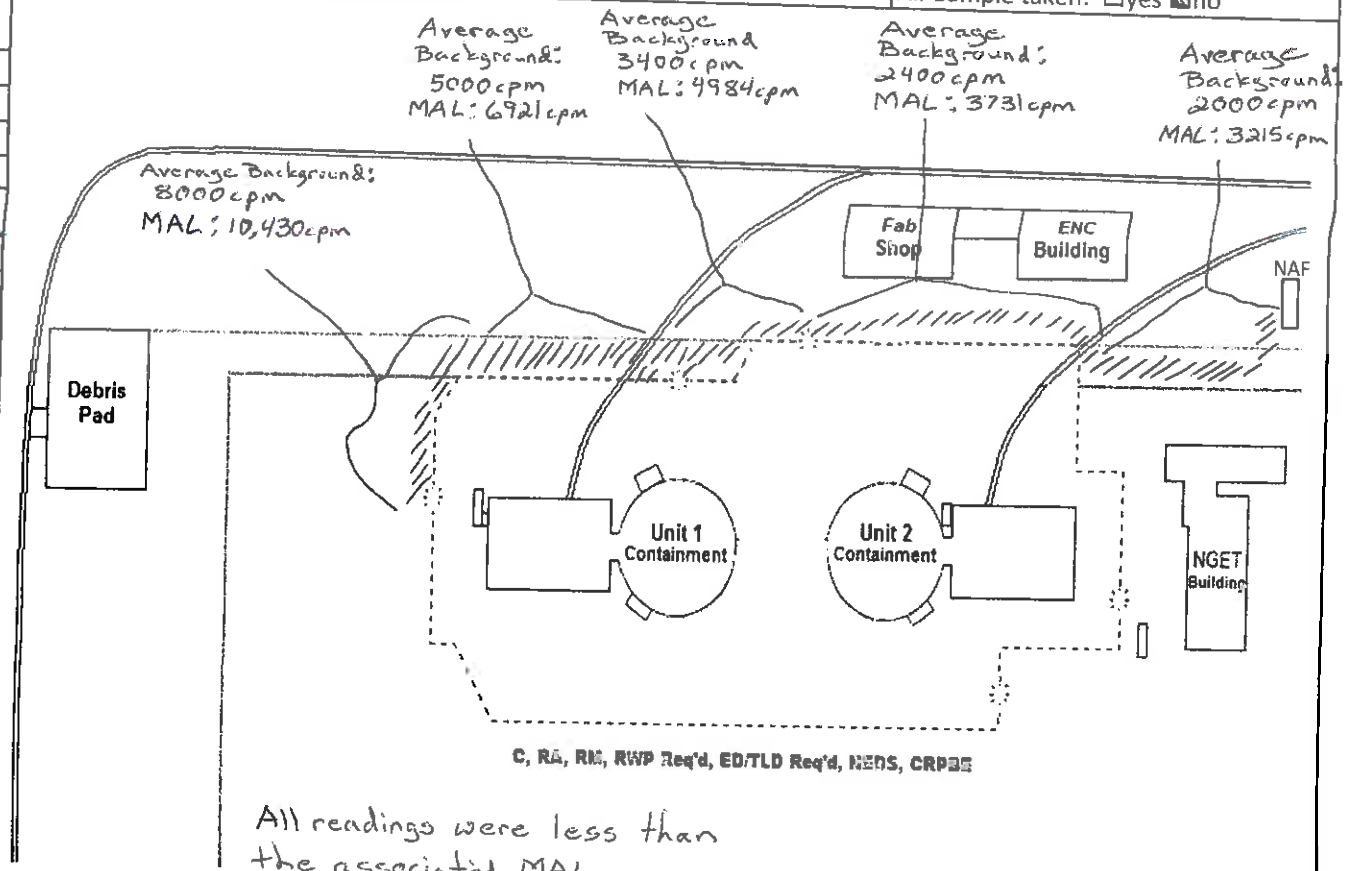

C, RA, RM, RWP Req'd, ED/TLD Req'd, NEDS, CRPDS

All readings were less than the associated MAL

Peer Check (Signature): [signature] RPS Approval (Signature): [signature]

Survey #: 2017-2771

Unit: N/A BLDG: OS ELEV: 592'

Description: U-1/U-2 Daily Railway Date: 8/24/17 Time: 1030

Surveyor Name(s): (Print) Lynn Lindemann (Sign) Lynn Lindemann

ZIONSOLUTIONS

RWP: 2017-0-0012

Rad Posting: See Below

Dosimetry Placement: ☒ Chest ☐ Head ☐ Thigh ☐ Other N/A

Air Sample taken: ☐ yes ☒ no

Instrument Model	Serial #
M-12/44-10	302015
A	A
N	N

All Smears and/or Large Area Swipes <1000 dpm/100cm² (unless noted below)

#	β-γ	α	#	β-γ	α	Masslinns Letter	β-γ
					A		
				N			

DRPs detected: ☐ Yes ☒ No ☐ N/A

Purpose of Survey:
- ☐ RWP
- ☒ Routine
- ☐ Investigational
- ☐ Release
- ☐ Other (specify)

Comments:
- ☐ Decon Recommended
- ☐ Shielding Recommended
- ☐ Release Recommended
- ☒ None
- ☐ Other (specify)

- - - - = Rad boundary
= Gamma dose rate
(#) = Smear location
△ = Air Sample
*#/# = Contact/ 30cm dose rates
AB = Average Background
= Large area swipe
MAL = Minimum Action Level

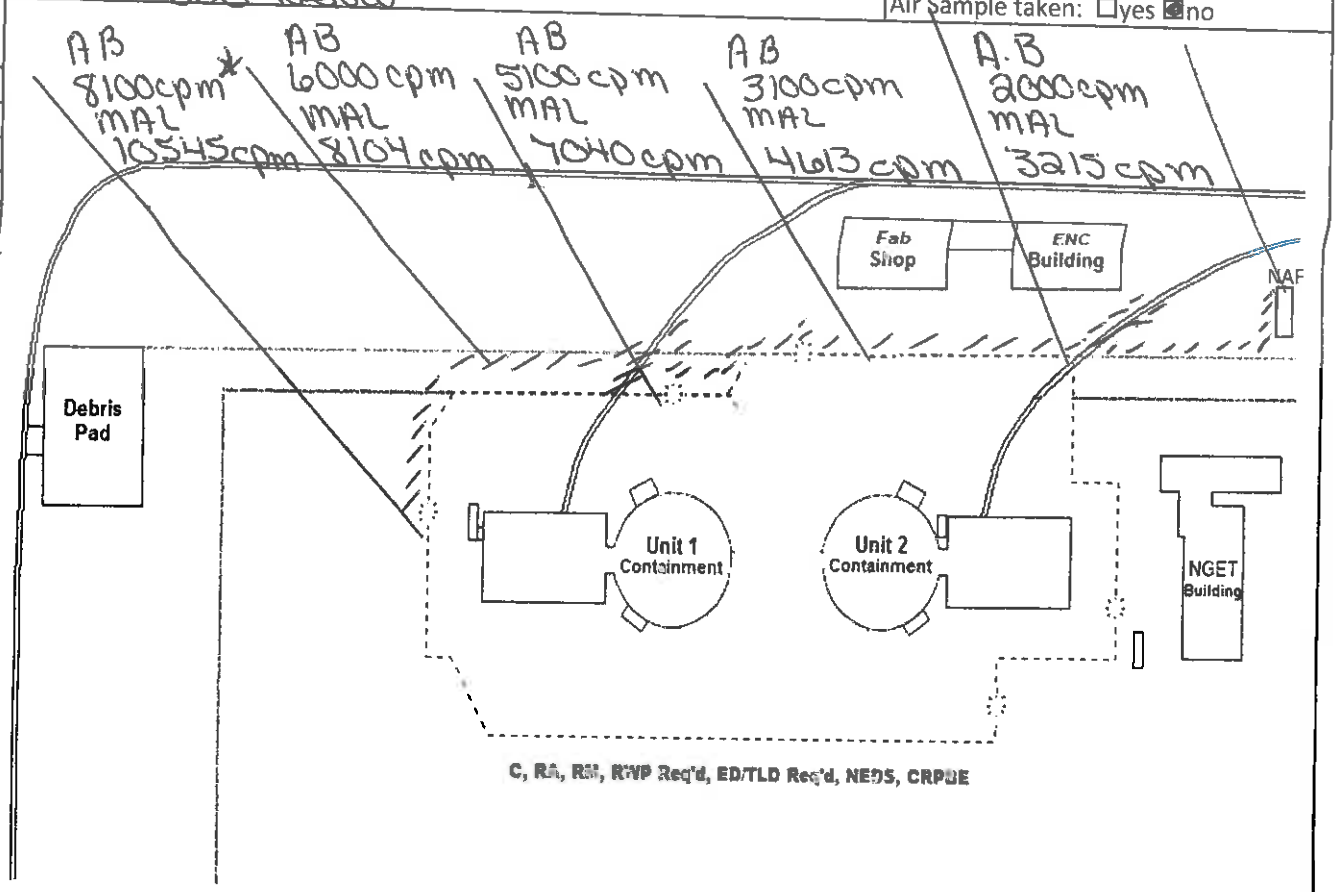

* Higher due to liner movement

All areas surveyed Results < MAL

Peer Check (Signature): John W. Rand

RPS Approval (Signature): [signature]

Survey #: 2017-2795

Unit: N/A BLDG: O/S ELEV: 592'

Description: Daily O/S walkways Date: 8/25/17 Time: 1030

Surveyor Name(s): (Print) John Reed (Sign) [signature]

ZIONSOLUTIONS

RWP: 2017-0-0003

Rad Posting: N/A

Dosimetry Placement: ☒ Chest ☐ Head ☐ Thigh ☐ Other N/A

Air Sample taken: ☐ yes ☒ no

Instrument Model	Serial #
M12/44-10	302015
N/A	N/A

All Smears and/or Large Area Swipes <1000 dpm/100cm² (unless noted below)

#	β-γ	α	#	β-γ	α	Masslinns Letter	β-γ

DRPs detected: ☐ Yes ☒ No ☐ N/A

Purpose of Survey:
- ☐ RWP
- ☒ Routine
- ☐ Investigational
- ☐ Release
- ☐ Other (specify)

Comments:
- ☐ Decon Recommended
- ☐ Shielding Recommended
- ☐ Release Recommended
- ☒ None
- ☐ Other (specify)

- - - - = Rad boundary
= Gamma dose rate
(#) = Smear location
△ = Air Sample
*#/# = Contact/ 30cm dose rates
AB = Average Background
ASC = Large area swipe
MAL = Minimum Action Level

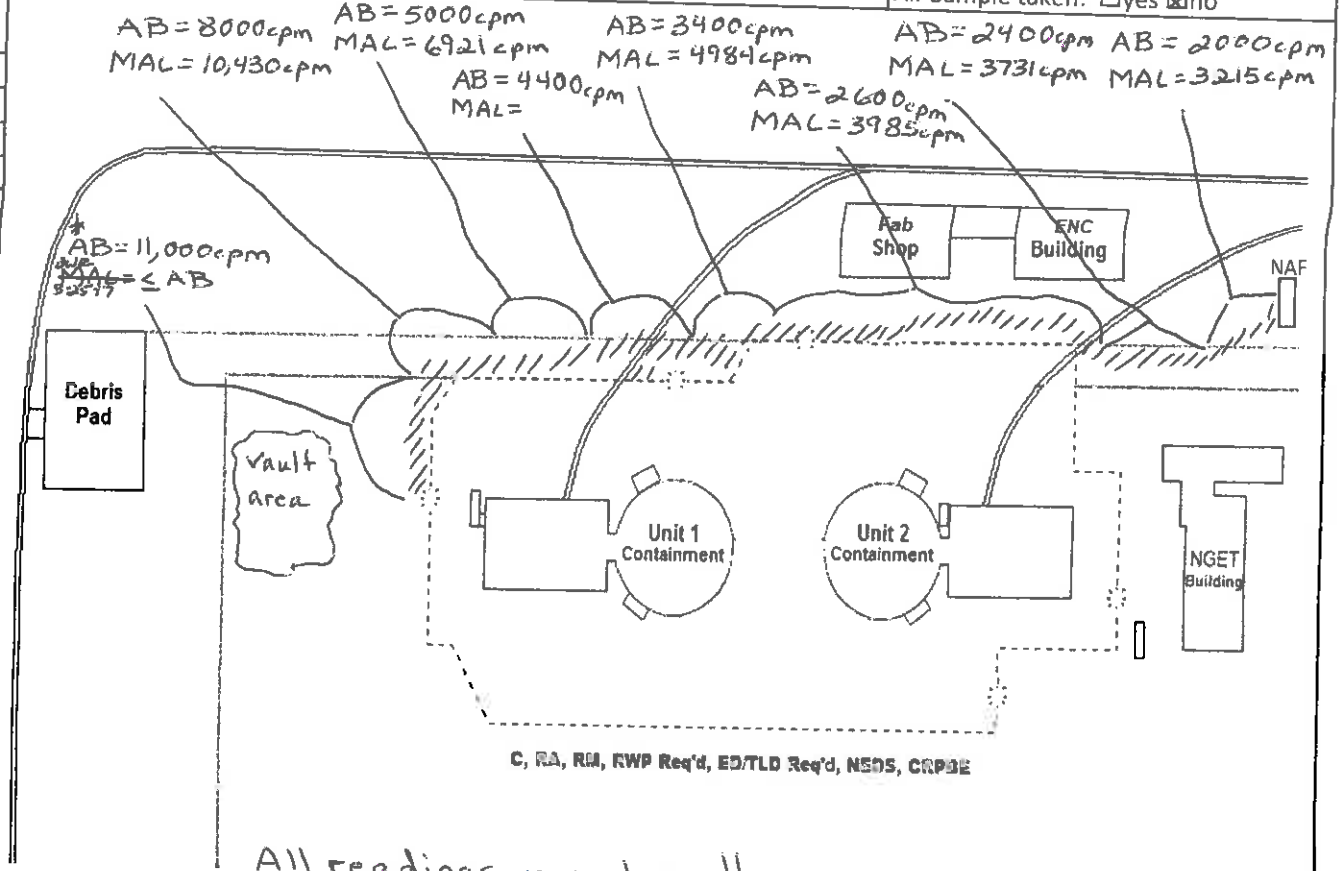

C, RA, RM, RWP Req'd, ED/TLD Req'd, NSDS, CRPSE

All readings were less than the associated MAL.

*Increased readings due to liners in vaults containing transfer canal debris.

Peer Check (Signature): Craig R. [signature]

RPS Approval (Signature): [signature]

Survey #: 2017 - 2803

Unit: N/A BLDG: O/S ELEV: 592

Description: Daily Walkway Survey Date: 8/26/17 Time: 1030

Surveyor Name(s): (Print) John Reed (Sign) [signature]

ZIONSOLUTIONS

RWP: 2017 - 0 - 0003

Rad Posting: N/A

Dosimetry Placement: ☒ Chest ☐ Head ☐ Thigh ☐ Other N/A

Air Sample taken: ☐ yes ☒ no

Instrument Model	Serial #
M12 / 44-10	302015
N	N
A	A

All Smears and/or Large Area Swipes <1000 dpm/100cm² (unless noted below)

#	β-γ	α	#	β-γ	α	Masslinns Letter	β-γ

DRPs detected: ☐ Yes ☒ No ☐ N/A

Purpose of Survey:
- ☐ RWP
- ☒ Routine
- ☐ Investigational
- ☐ Release
- ☐ Other (specify)

Comments:
- ☐ Decon Recommended
- ☐ Shielding Recommended
- ☐ Release Recommended
- ☒ None
- ☐ Other (specify)

- - - - = Rad boundary
- # = Gamma dose rate
- (#) = Smear location
- △ = Air Sample
- *#/# = Contact/ 30cm dose rates
- AB = Average Background
- LAS = Large area swipe
- MAL = Minimum Action Level

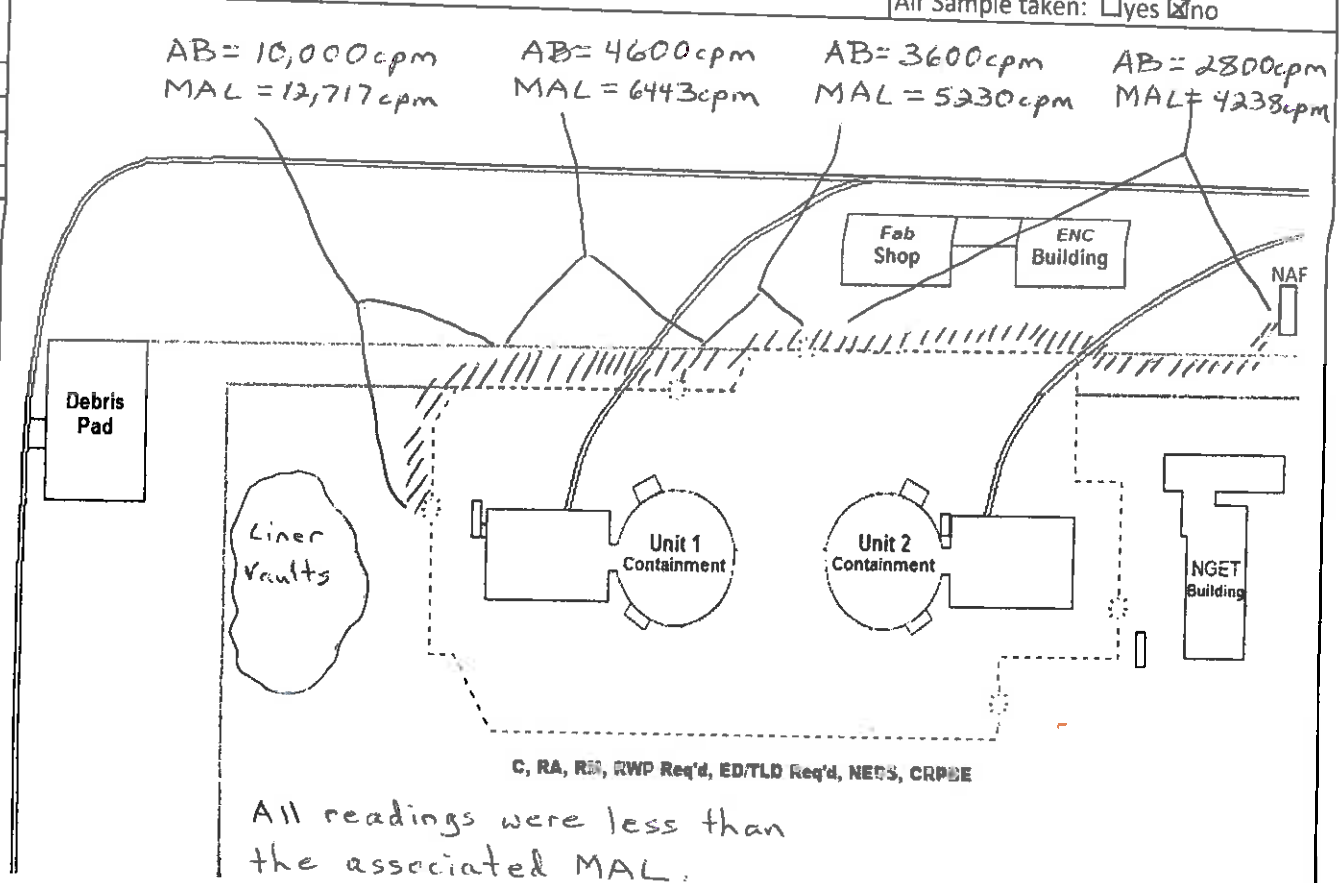

C, RA, RB, RWP Req'd, ED/TLD Req'd, NEDS, CRPDE

All readings were less than the associated MAL.

Increased levels due to liners containing transfer ~~cattal~~ due 8-26-17 canal debris.

Peer Check (Signature): Lynn Lundemann RPS Approval (Signature): [signature]

Survey #: 2017- 2847 | Description: U-2 walkway | Date: 8/28/17 | Time: 1540

Unit: N/A BLDG: N/A ELEV: 592'

Surveyor Name(s): (Print) Z. Ginzel (Sign)

ZIONSOLUTIONS LLC

RWP: 2017 -0-0012

Rad Posting: See below

Air Sample taken: ☐yes ☒no

Dosimetry Placement: ☒Chest ☐Head ☐Thigh ☐Other N/A

Instrument Model	Serial #
M12/4410	302015
N	
A	

All Smears and/or Large Area Swipes <1000 dpm/100cm² (unless noted below) Masslinns

#	β-γ	α	#	β-γ	α	Letter	β-γ
				N			
					A		

DRPs detected : ☐Yes ☒No ☐N/A

Purpose of Survey:
- ☐ RWP
- ☒ Routine
- ☐ Investigational
- ☐ Release
- ☐ Other (specify)

Comments:
- ☐ Decon Recommended
- ☐ Shielding Recommended
- ☐ Release Recommended
- ☒ None
- ☐ Other (specify)

- - - - = Rad boundary
= Gamma dose rate
(#) = Smear location
△ = Air Sample
*### = Contact/ 30cm dose rates
ABC = Large area swipe
MAL = Minimum Action Level

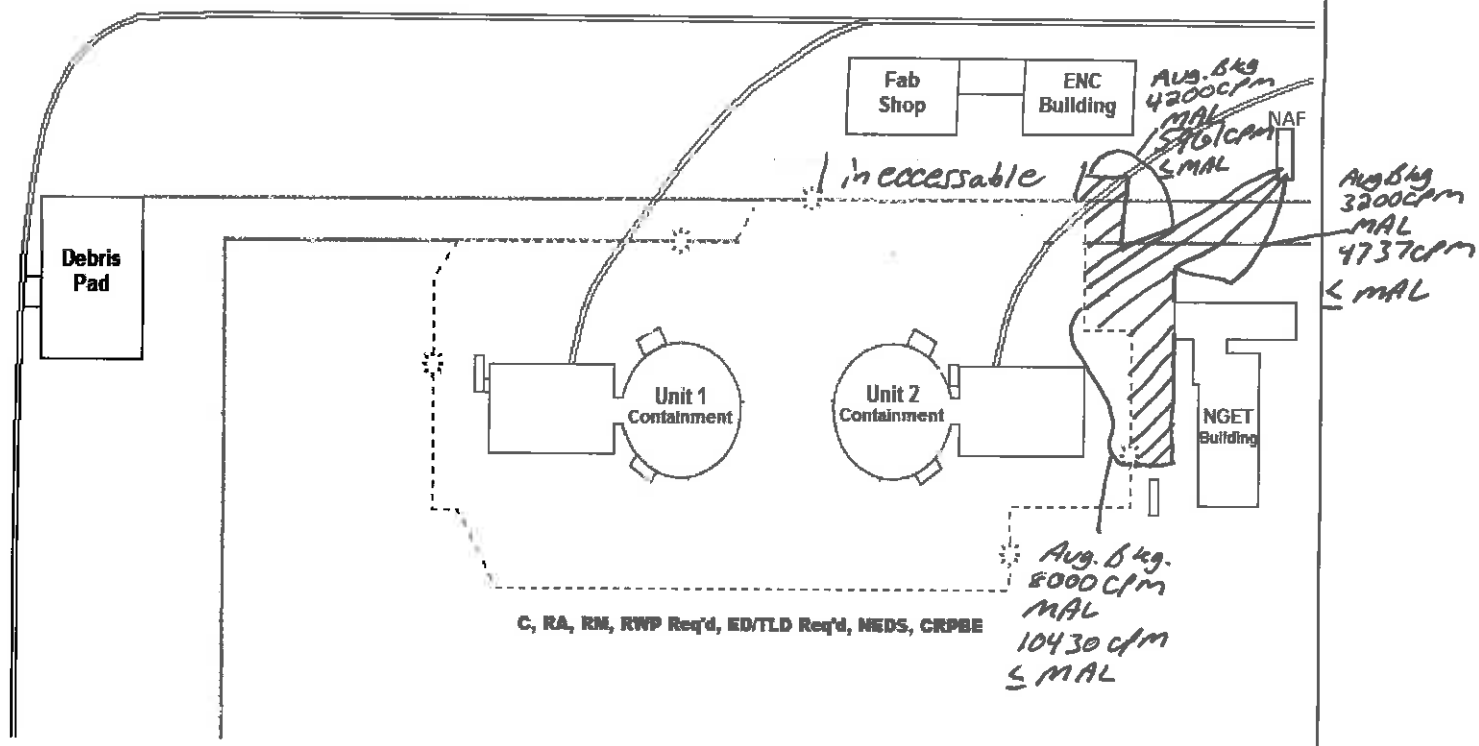

indicates area(s) where 44-10 survey was performed

Peer Check (Signature): RPS Approval (Signature):

Survey #: 2017-2884

Description: U-1 & U-2 WALKWAY

Date: 08/30/17 Time: 1345

Unit: N/A BLDG: N/A ELEV: N/A

Surveyor Name(s): (Print) PATRICK ARCHER (Sign) [signature]

ZIONSOLUTIONS LLC

RWP: 2017 - 0 - 0012

Rad Posting: SEE MAP

Air Sample taken: ☐ yes ☒ no

Dosimetry Placement: ☒ Chest ☐ Head ☐ Thigh ☐ Other N/A

Instrument Model	Serial #
M-12/44-10	302015
N/A	

All Smears and/or Large Area Swipes <1000 dpm/100cm² (unless noted below)

#	β-γ	α	#	β-γ	α	Masslinns Letter	β-γ
N/A							

DRPs detected: ☐ Yes ☒ No ☐ N/A

Purpose of Survey:
- ☐ RWP
- ☒ Routine
- ☐ Investigational
- ☐ Release
- ☐ Other (specify)

Comments:
- ☐ Decon Recommended
- ☐ Shielding Recommended
- ☐ Release Recommended
- ☒ None
- ☐ Other (specify)

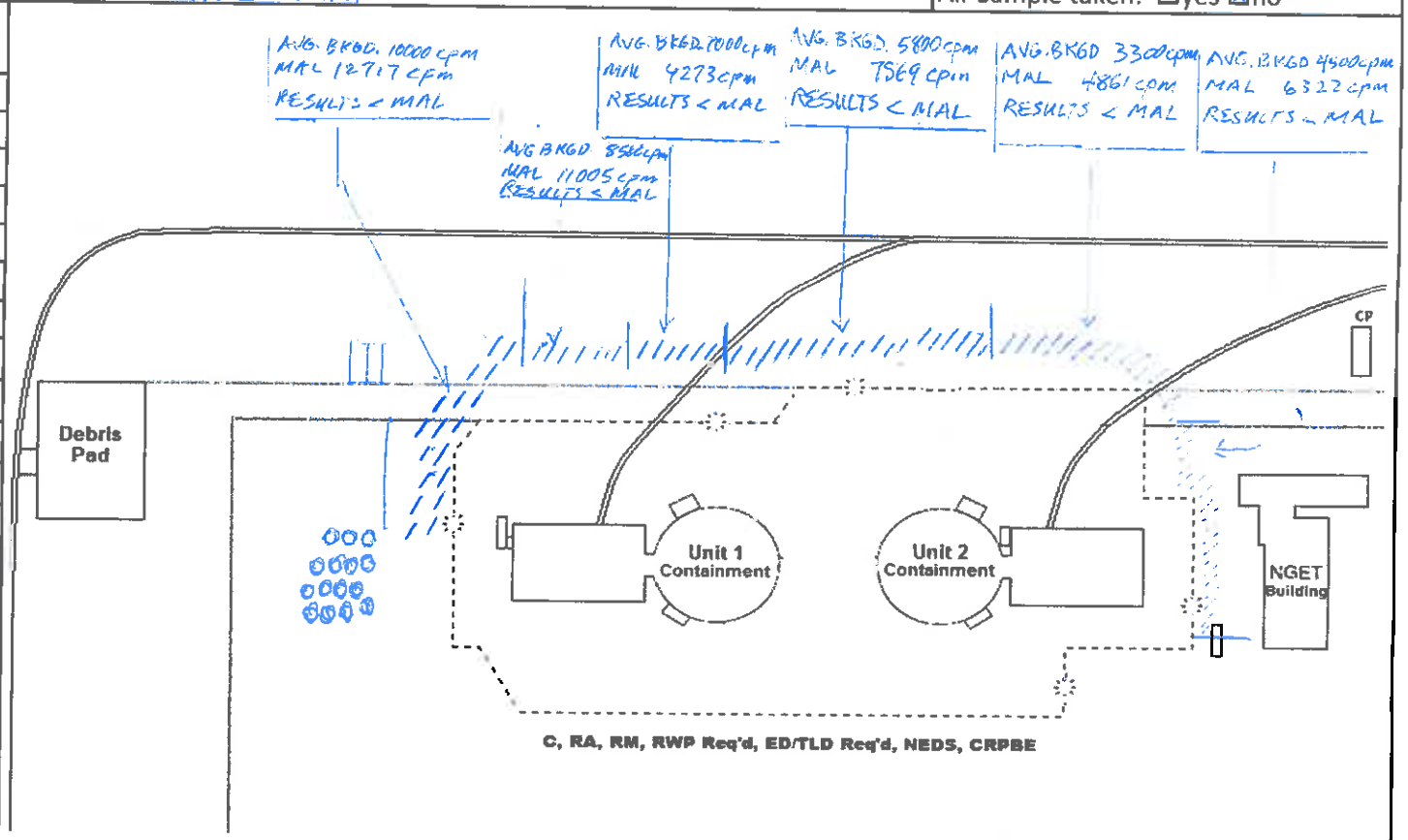

▨ indicates area(s) where 44-10 survey was performed

- - - - = Rad boundary
= Gamma dose rate
(#) = Smear location
△ = Air Sample
*### = Contact/ 30cm dose rates
ABC = Large area swipe
MAL = Minimum Action Level

Peer Check (Signature): [signature]

RPS Approval (Signature): [signature]

Survey #: 2017-2000

Description: U-1 & U-2 WALKWAY Date: 05/31/17 Time: 12:50

Unit: N/A BLDG: N/A ELEV: N/A

Surveyor Name(s): (Print) PATRICK ARCHER (Sign) P. A. C.

ZIONSOLUTIONS LLC

RWP: 2017 - 0 - 0012

Rad Posting: SEE MAP

Air Sample taken: ☐ yes ☒ no

Dosimetry Placement: ☒ Chest ☐ Head ☐ Thigh ☐ Other N/A

Instrument Model	Serial #
M-12/44-10	274196
N/A	

All Smears and/or Large Area Swipes

<1000 dpm/100cm² (unless noted below)

#	β-γ	α	#	β-γ	α	Masslinns Letter	β-γ
				N/A			

DRPs detected: ☐ Yes ☒ No ☐ N/A

Purpose of Survey:
- ☐ RWP
- ☒ Routine
- ☐ Investigational
- ☐ Release
- ☐ Other (specify)

Comments:
- ☐ Decon Recommended
- ☐ Shielding Recommended
- ☐ Release Recommended
- ☒ None
- ☐ Other (specify)

▪▪▪▪ = Rad boundary
= Gamma dose rate
(#) = Smear location
△ = Air Sample
*##/## = Contact/ 30cm dose rates
ABC = Large area swipe
MAL = Minimum Action Level

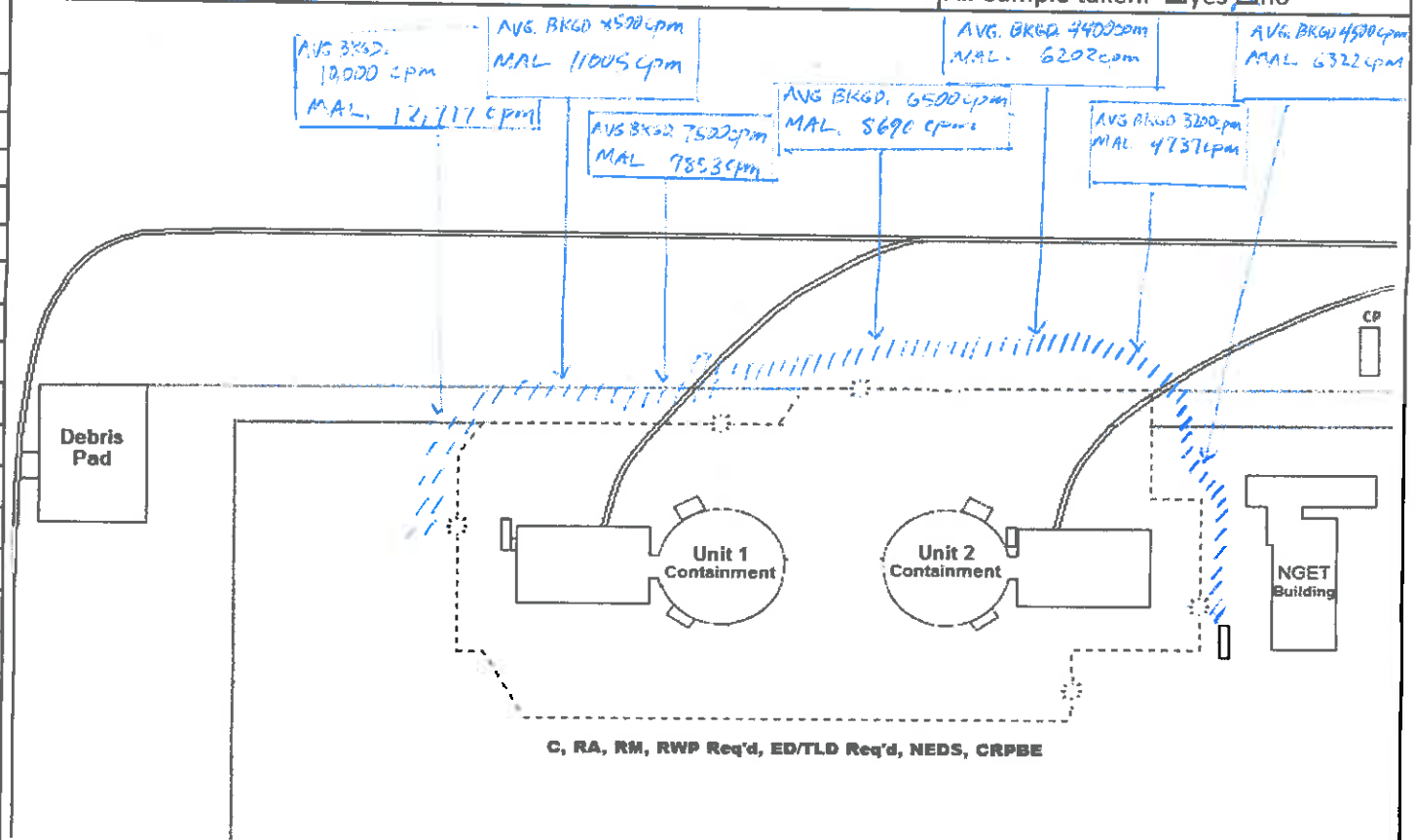

▨ indicates area(s) where 44-10 survey was performed

ALL RESULTS < MAL.

Peer Check (Signature): [signature]

RPS Approval (Signature): [signature]

Survey #: 2017- 2933

Description: U-1 & U-2 WALKWAY

Date: 09/05/17 Time: 1430

Unit: N/A BLDG: N/A ELEV: N/A

Surveyor Name(s): (Print) PATRICK ARCHER (Sign) [signature]

ZIONSOLUTIONS LLC

RWP: 2017 - 0 - 0012

Rad Posting: SEE MAP

Air Sample taken: ☐ yes ☒ no

Dosimetry Placement: ☒ Chest ☐ Head ☐ Thigh ☐ Other N/A

Instrument Model	Serial #
M-12/ 44-10	274196
N/A	

All Smears and/or Large Area Swipes <1000 dpm/100cm² (unless noted below)

#	β-γ	α	#	β-γ	α	Masslinns Letter	β-γ
N/A							

DRPs detected: ☐ Yes ☒ No ☐ N/A

Purpose of Survey:
- ☐ RWP
- ☒ Routine
- ☐ Investigational
- ☐ Release
- ☐ Other (specify)

Comments:
- ☐ Decon Recommended
- ☐ Shielding Recommended
- ☐ Release Recommended
- ☒ None
- ☐ Other (specify)

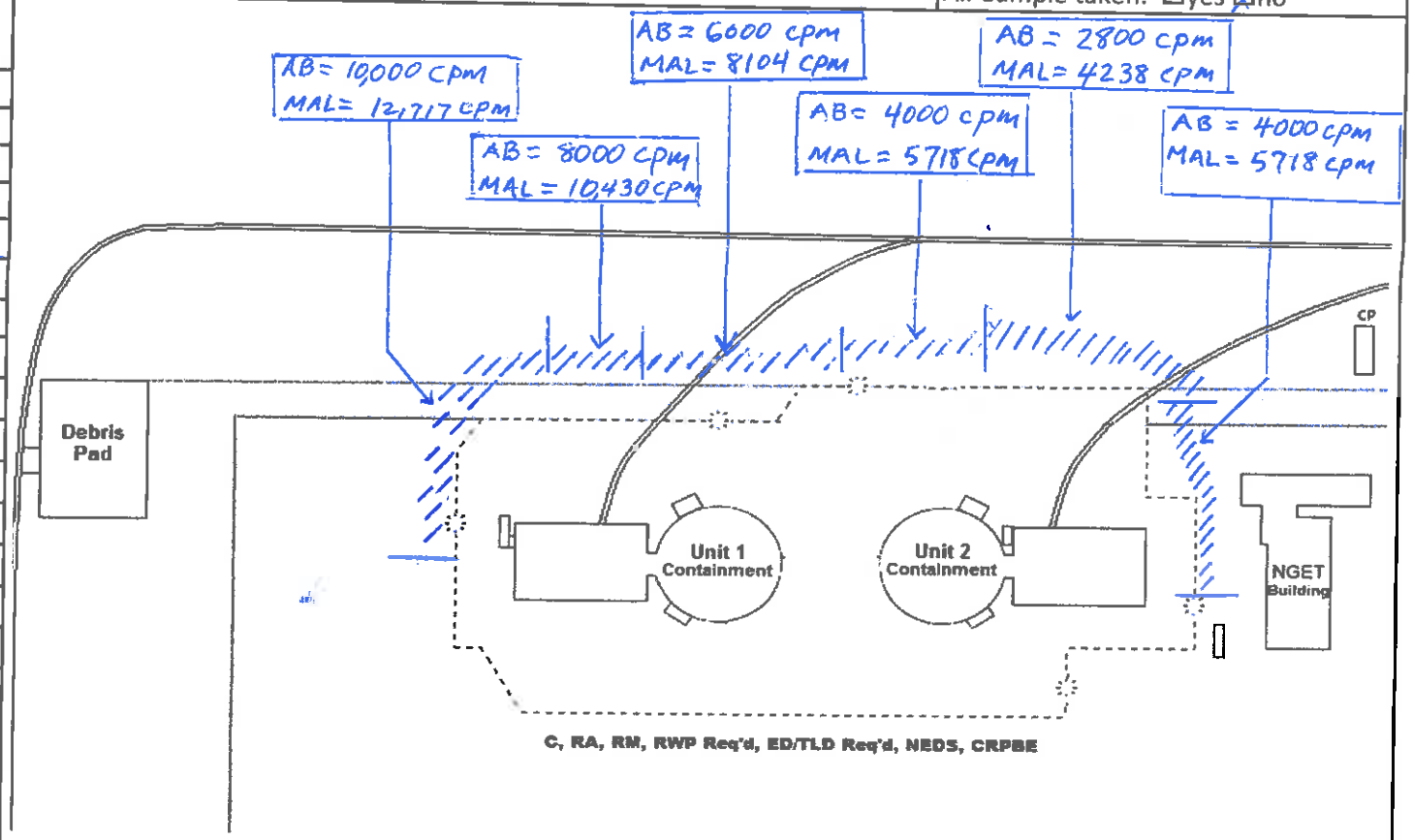

▨ indicates area(s) where 44-10 survey was performed

NOTE: ALL RESULTS < MAL

- - - - = Rad boundary
= Gamma dose rate
(#) = Smear location
△ = Air Sample
*## = Contact/ 30cm dose rates
AB = AVG. BKGD.
ABC = Large area swipe
MAL = Minimum Action Level

Peer Check (Signature): [signature] RPS Approval (Signature): [signature]

Survey #: 2017-2989

Unit: N/A BLDG: O/S ELEV: 592'

Description: Unit 1/2 Daily Pathway Date: 9/7/17 Time: 1400

Surveyor Name(s): (Print) C. Terp / M. McCambridge (Sign) CLT / M. McC

ZION SOLUTIONS

RWP: 2017 - D - 0012

Rad Posting: N/A

Air Sample taken: ☐ yes ☒ no

Dosimetry Placement: ☒ Chest ☐ Head ☐ Thigh ☐ Other N/A

Instrument Model	Serial #
M12/44-10	289790
N/A	N/A

All Smears and/or Large Area Swipes <1000 dpm/100cm² (unless noted below)

#	β-γ	α	#	β-γ	α	Masslinns Letter	β-γ
				N	A		

DRPs detected: ☐ Yes ☒ No ☐ N/A

Purpose of Survey:
- ☐ RWP
- ☒ Routine
- ☐ Investigational
- ☐ Release
- ☐ Other (specify)

Comments:
- ☐ Decon Recommended
- ☐ Shielding Recommended
- ☐ Release Recommended
- ☒ None
- ☐ Other (specify)

▪▪▪▪ = Rad boundary
= Gamma dose rate
(#) = Smear location
△ = Air Sample
*## = Contact/ 30cm dose rates
AB = Average Background
ABC = Large area swipe
MAL = Minimum Action Level

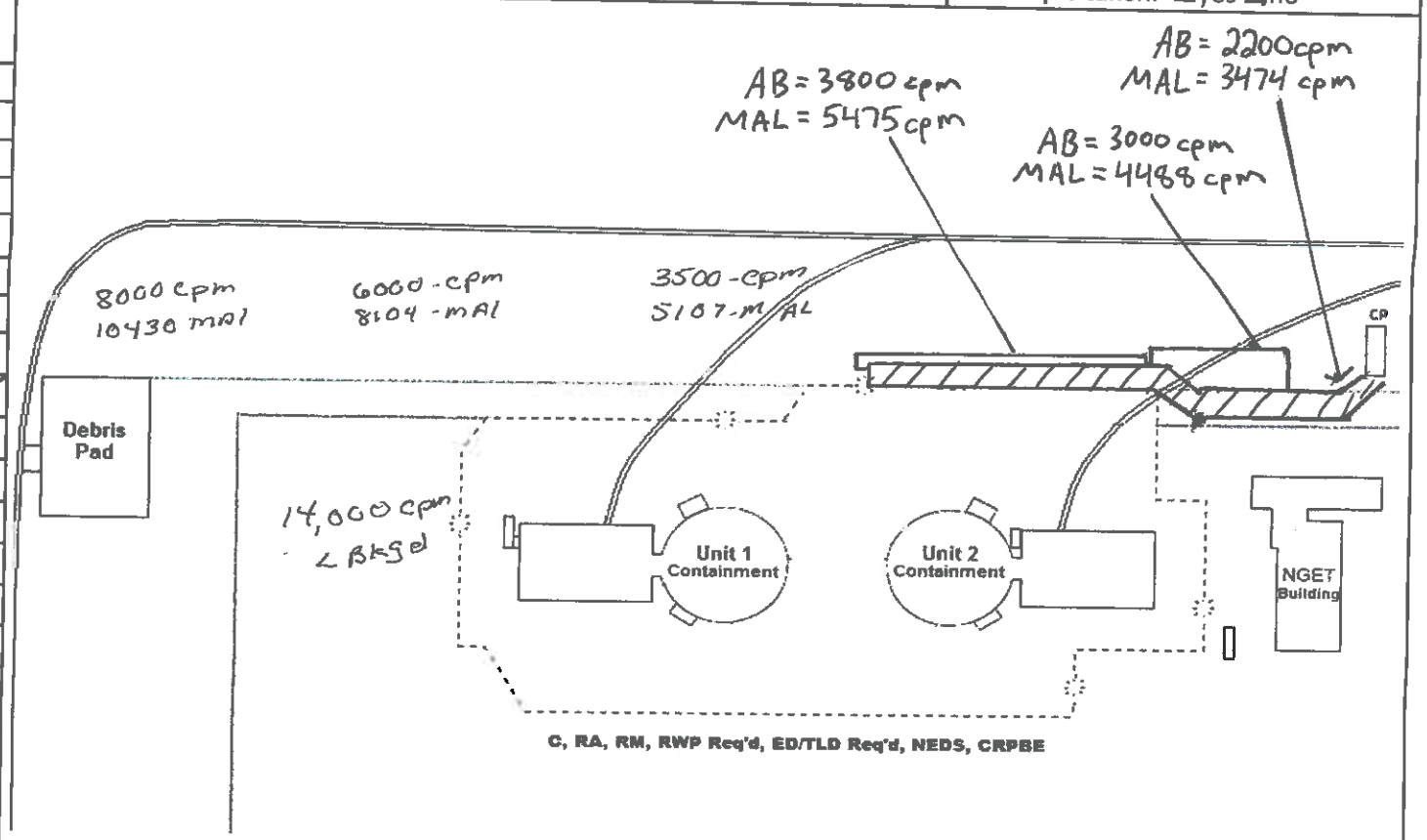

▨ indicates area(s) where 44-10 survey was performed

Peer Check (Signature): [signature]

RPS Approval (Signature): [signature]

Survey #: 2017 - 2995

Description: U-1 & U-2 WALKWAY

Date: 09/06/17 Time: 1430

Unit: N/A BLDG: N/A ELEV: N/A

Surveyor Name(s): (Print) P. ARCHER (Sign) P A

ZIONSOLUTIONS

RWP: 2017 - 0 - 0012

Rad Posting: SEE MAP

Air Sample taken: ☐yes ☒no

Dosimetry Placement: ☒ Chest ☐Head ☐Thigh ☐Other N/A

Instrument Model	Serial #
U-12/44-10	274196
N/A	

All Smears and/or Large Area Swipes <1000 dpm/100cm² (unless noted below)

#	β-γ	α	#	β-γ	α	Masslinns Letter	β-γ
N/A							

DRPs detected : ☐Yes ☒No ☐N/A

Purpose of Survey:
- ☐ RWP
- ☒ Routine
- ☐ Investigational
- ☐ Release
- ☐ Other (specify)

Comments:
- ☐ Decon Recommended
- ☐ Shielding Recommended
- ☐ Release Recommended
- ☒ None
- ☐ Other (specify)

▪▪▪▪ = Rad boundary
= Gamma dose rate
(#) = Smear location
△ = Air Sample
*#/# = Contact/ 30cm dose rates
AB = AVG. BKGD.
ABC = Large area swipe
MAL = Minimum Action Level

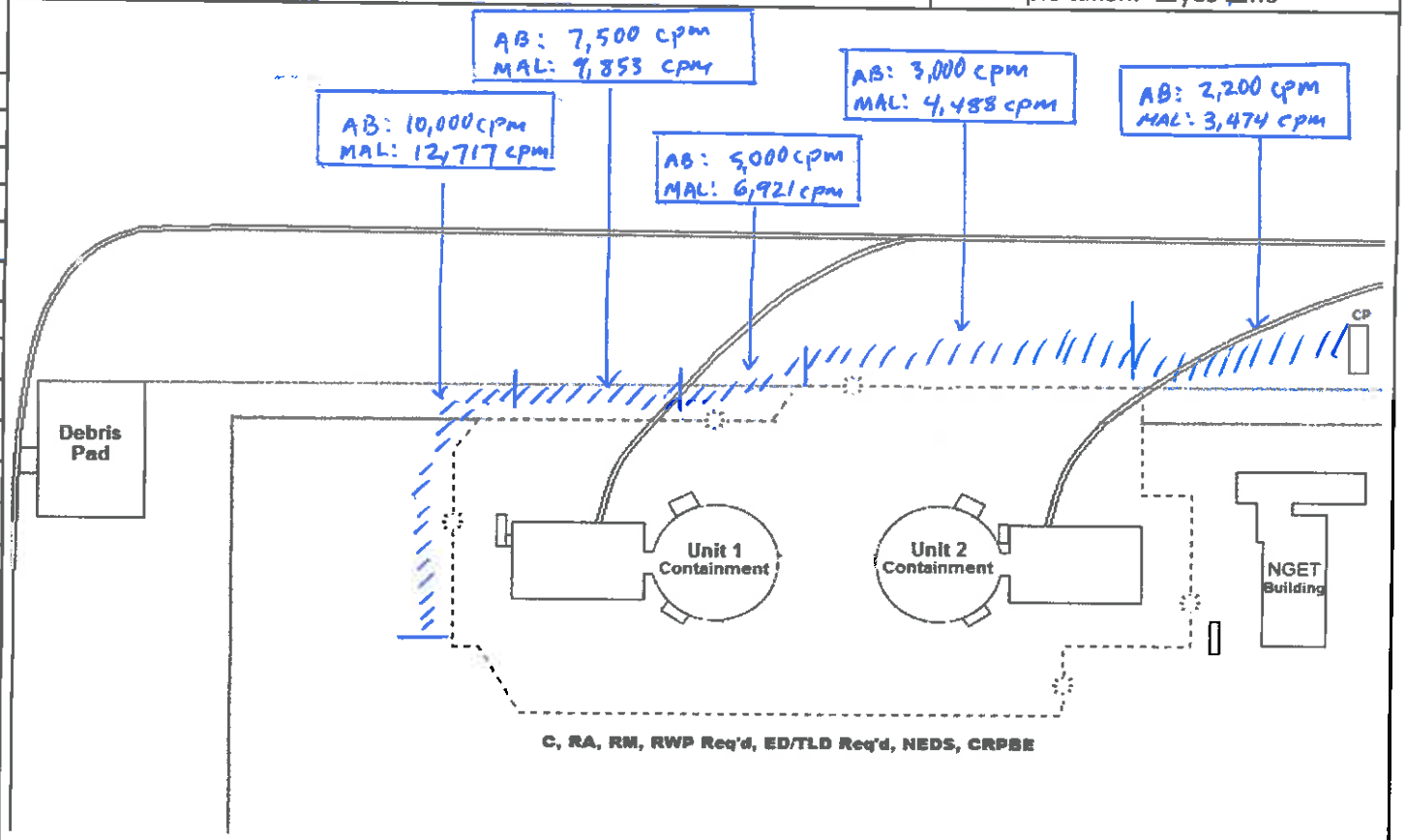

▨ indicates area(s) where 44-10 survey was performed

ALL RESULTS < MAL

Peer Check (Signature): [signature] RPS Approval (Signature): [signature]

Survey #: 2017-2996

Description: U-1 & U-2 WALKWAY

Date: 09/08/17 Time: 1430

Unit: N/A BLDG: N/A ELEV: N/A

Surveyor Name(s): (Print) PATRICK ARCHER (Sign) [signature]

ZIONSOLUTIONS LLC

RWP: 2017 - 0 - 0012

Rad Posting: SEE MAP

Air Sample taken: ☐ yes ☒ no

Dosimetry Placement: ☒ Chest ☐ Head ☐ Thigh ☐ Other N/A

Instrument Model	Serial #
M-12/44-10	274196
N/A	

All Smears and/or Large Area Swipes <1000 dpm/100cm² (unless noted below)

#	β-γ	α	#	β-γ	α	Masslinns Letter	β-γ
N/A							

DRPs detected: ☐ Yes ☒ No ☐ N/A

Purpose of Survey:
- ☐ RWP
- ☒ Routine
- ☐ Investigational
- ☐ Release
- ☐ Other (specify)

Comments:
- ☐ Decon Recommended
- ☐ Shielding Recommended
- ☐ Release Recommended
- ☒ None
- ☐ Other (specify)

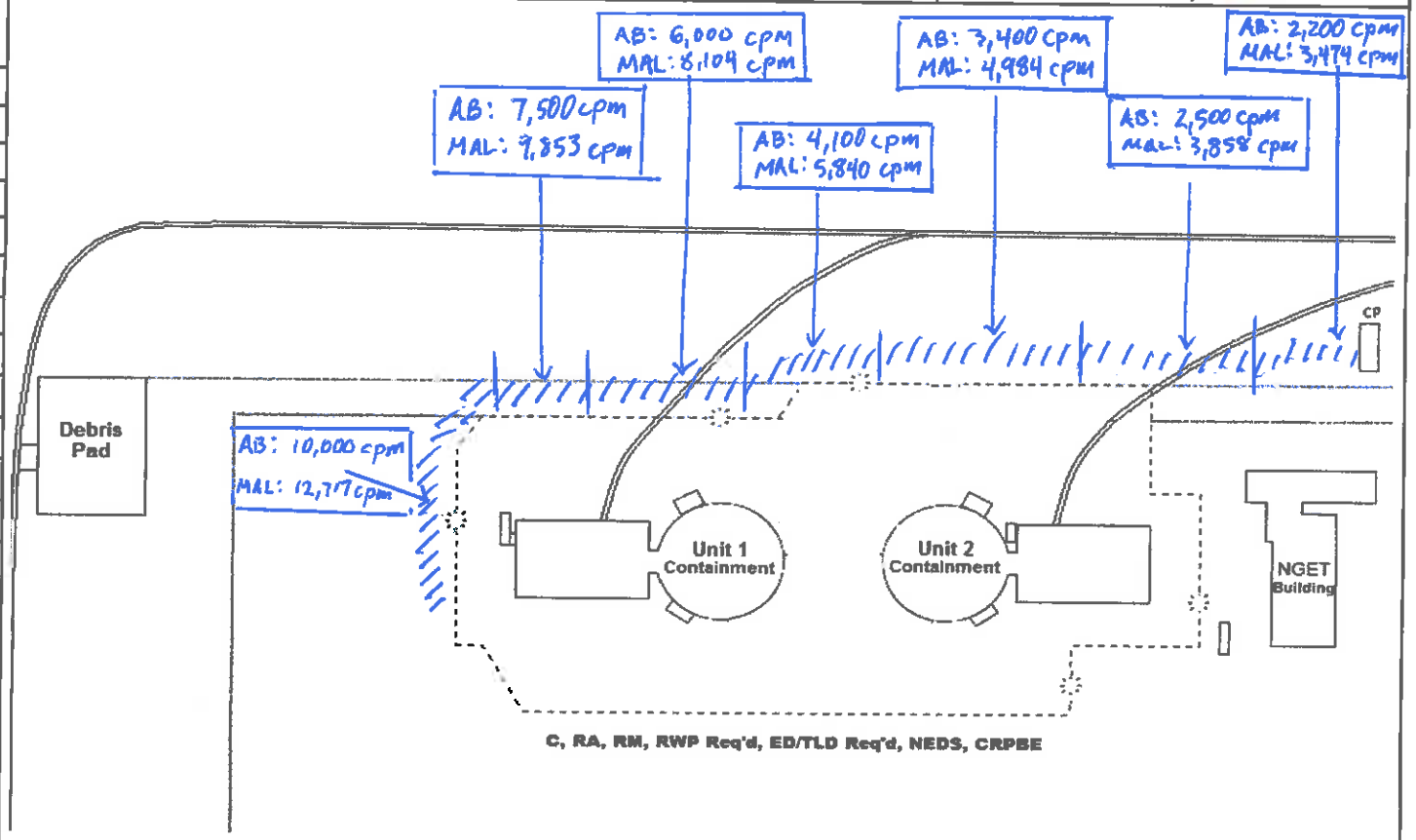

▨ indicates area(s) where 44-10 survey was performed

- - - - = Rad boundary
= Gamma dose rate
(#) = Smear location
△ = Air Sample
#/# = Contact/ 30cm dose rates
ABC = Large area swipe
MAL = Minimum Action Level

Peer Check (Signature): [signature]

RPS Approval (Signature): [signature]

Survey #: 2017 - 3030 Description: Daily Walkways Date: 9/9/17 Time: 1230

Unit: N/A BLDG: N/A ELEV: 592' Surveyor Name(s): (Print) John Reed (Sign) John W. Reed

ZIONSOLUTIONS LLC

Instrument Model	Instrument #
M12/44-10	302015
N/A	N/A

All dose rates in µrem/hr unless otherwise noted

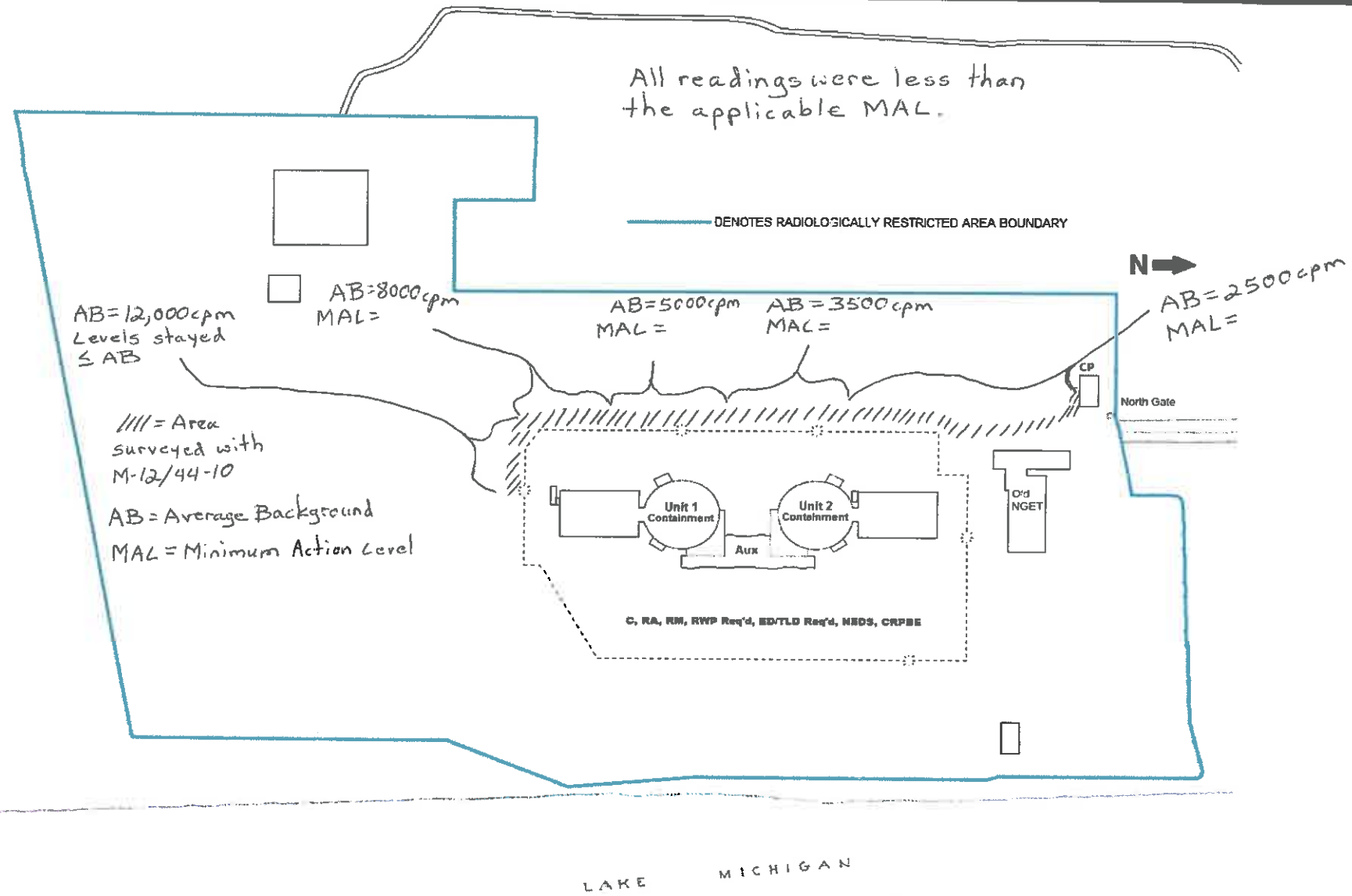

Peer Check (Signature): [signature] RPS Approval (Signature): [signature]

Survey #: 2017-3060

Description: U-1 & U-2 WALK WAY

Date: 09/11/17

Time: ~~083~~ 1430

Unit: N/A BLDG: N/A ELEV: N/A

Surveyor Name(s): (Print) P. ARCHER (Sign) P. Archer

ZIONSOLUTIONS LLC

RWP: 2017 - 0 - 0012

Rad Posting: SEE MAP

Air Sample taken: ☐yes ☒no

Dosimetry Placement: ☒ Chest ☐Head ☐Thigh ☐Other N/A

Instrument Model	Serial #
M-12 / 44-10	274196
N/A	

All Smears and/or Large Area Swipes <1000 dpm/100cm² (unless noted below)

#	β-γ	α	#	β-γ	α	Masslinns Letter	β-γ
N/A							

DRPs detected : ☐Yes ☒No ☐N/A

Purpose of Survey:
- ☐ RWP
- ☒ Routine
- ☐ Investigational
- ☐ Release
- ☐ Other (specify)

Comments:
- ☐ Decon Recommended
- ☐ Shielding Recommended
- ☐ Release Recommended
- ☒ None
- ☐ Other (specify)

- - - - = Rad boundary
= Gamma dose rate
(#) = Smear location
△ = Air Sample
*#/# = Contact/ 30cm dose rates
AB = AVG. BKGD.
ABC = Large area swipe
MAL = Minimum Action Level

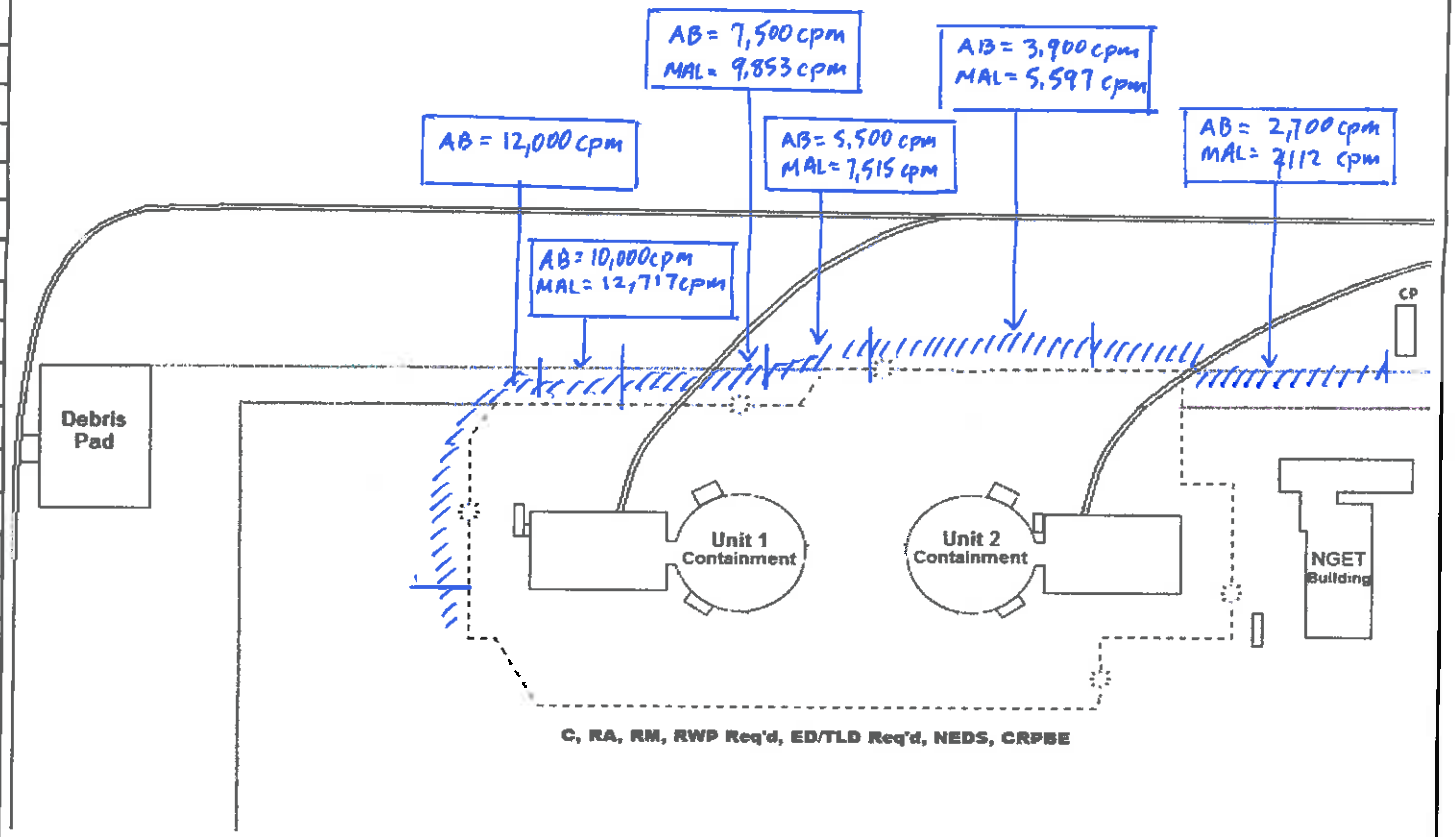

▨ indicates area(s) where 44-10 survey was performed

ALL RESULTS < MAL

Peer Check (Signature): [signature] RPS Approval (Signature): [signature]

Survey #: 2017-3083

Description: U-1 & U-2 WALKWAY Date: 09 / 12 / 17 Time: 1515

Unit: N/A BLDG: N/A ELEV: N/A

Surveyor Name(s): (Print) P. ARCHER (Sign) P. Archer

ZIONSOLUTIONS LLC

RWP: 2017 - 0 - 0012

Rad Posting: SEE MAP

Air Sample taken: ☐yes ☒no

Dosimetry Placement: ☒ Chest ☐Head ☐Thigh ☐Other N/A

Instrument Model	Serial #
M-12/44-10	274196
N/A	

All Smears and/or Large Area Swipes <1000 dpm/100cm² (unless noted below)

#	β-γ	α	#	β-γ	α	Masslinns Letter	β-γ
N/A							

DRPs detected : ☐Yes ☒No ☐N/A

Purpose of Survey:
- ☐ RWP
- ☒ Routine
- ☐ Investigational
- ☐ Release
- ☐ Other (specify)

Comments:
- ☐ Decon Recommended
- ☐ Shielding Recommended
- ☐ Release Recommended
- ☒ None
- ☐ Other (specify)

▪▪▪▪ = Rad boundary
= Gamma dose rate
(#) = Smear location
△ = Air Sample
*## = Contact/ 30cm dose rates
AB = AVG. BKGD
ABC = Large area swipe
MAL = Minimum Action Level

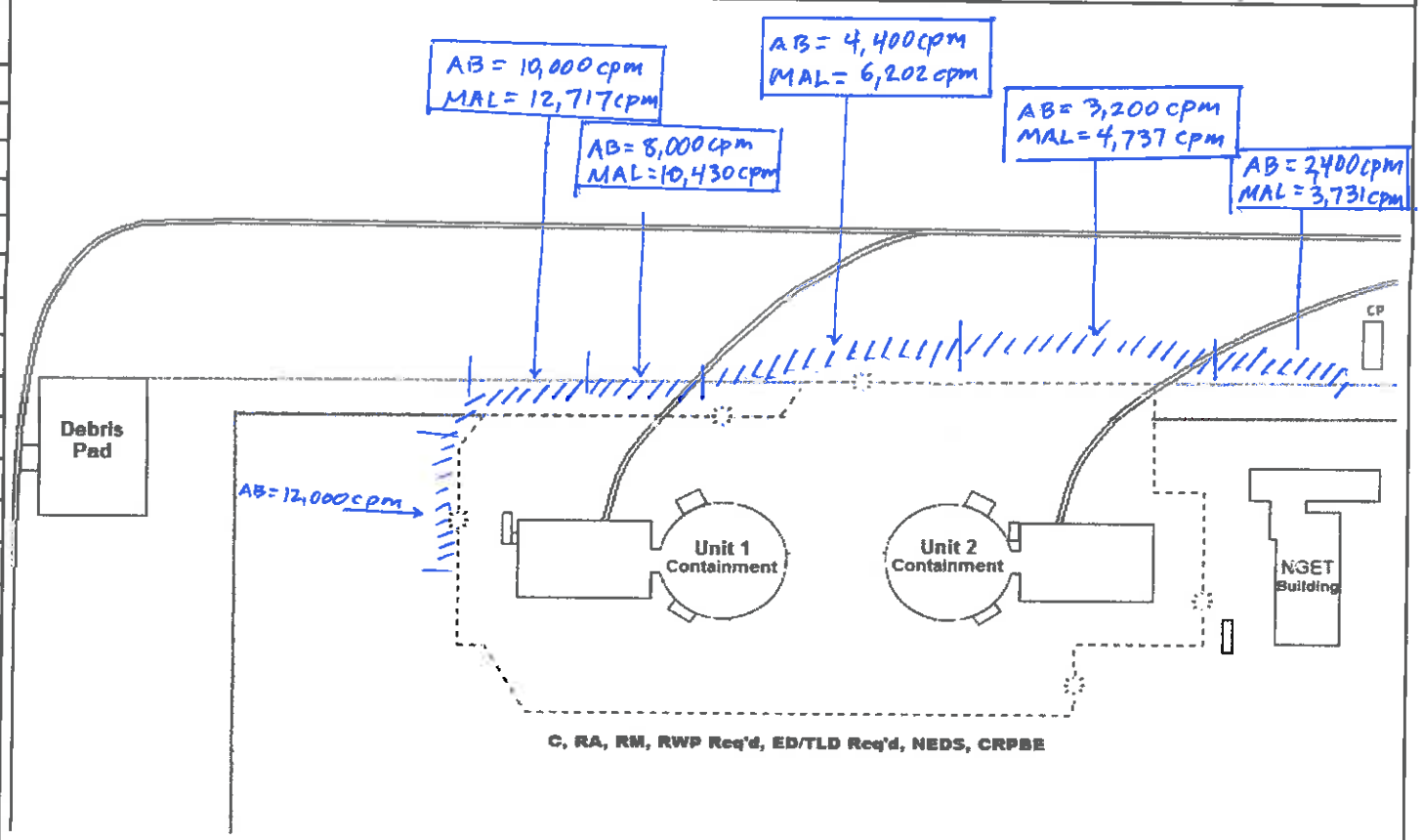

▨ indicates area(s) where 44-10 survey was performed

RESULTS < MAL

Peer Check (Signature): [signature] RPS Approval (Signature): [signature]

Survey #: 2017-3135

Unit: N/A BLDG: N/A ELEV: N/A

RWP: 2017 - 0 - 0012

Dosimetry Placement: ☒ Chest ☐ Head ☐ Thigh ☐ Other N/A

Instrument Model	Serial #
M-12/44-10	274196
N/A	

All Smears and/or Large Area Swipes

<1000 dpm/100cm² (unless noted below)

#	β-γ	α	#	β-γ	α	Masslinns Letter	β-γ
N/A							

DRPs detected: ☐ Yes ☒ No ☐ N/A

Purpose of Survey:
- ☐ RWP
- ☒ Routine
- ☐ Investigational
- ☐ Release
- ☐ Other (specify)

Comments:
- ☐ Decon Recommended
- ☐ Shielding Recommended
- ☐ Release Recommended
- ☒ None
- ☐ Other (specify)

▪▪▪▪ = Rad boundary
= Gamma dose rate
(#) = Smear location
△ = Air Sample
*#/# = Contact/ 30cm dose rates
AB = AVG. BKGD
AEC = Large area swipe
MAL = Minimum Action Level

Description: U-1 & U-2 WALKWAY Date: 09/14/17 Time: 1330

Surveyor Name(s): (Print) P. ARCHER (Sign) P. Archer

ZION SOLUTIONS

Rad Posting: SEE MAP

Air Sample taken: ☐ yes ☒ no

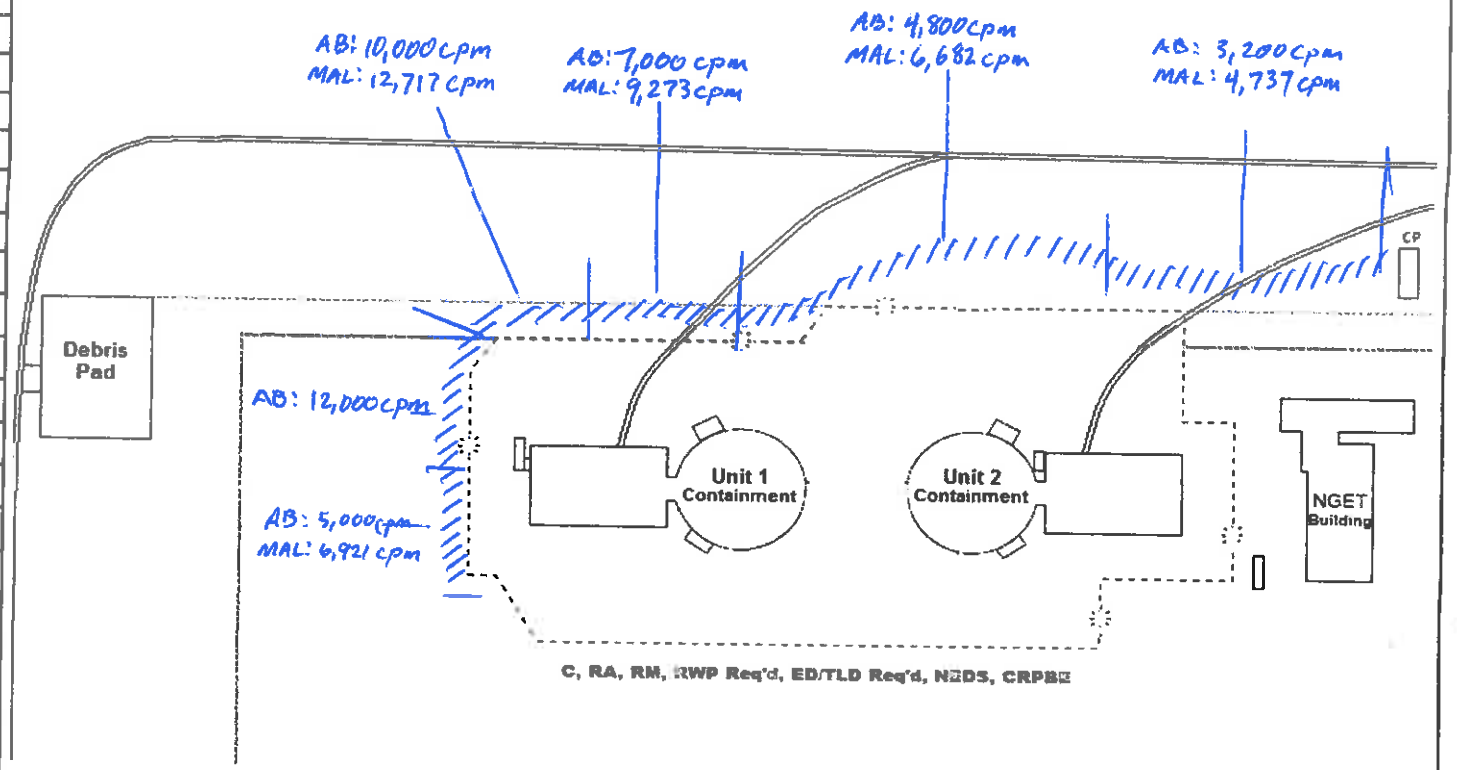

▨ indicates area(s) where 44-10 survey was performed

RESULTS < MAL

Peer Check (Signature): Joseph [illegible] RPS Approval (Signature): [illegible]

Survey #: 2017-3148

Unit: 0 BLDG: 0 ELEV: 582

RWP: 2017 - 0 - 0003

Description: U1&U2 WALKWAY Date: 9/15/16 Time: 1230

Surveyor Name(s): (Print) M. McCambridge (Sign) M. McC

ZION SOLUTIONS

Rad Posting: N/A

Air Sample taken: ☐yes ☒no

Dosimetry Placement: ☒ Chest ☐Head ☐Thigh ☐Other N/A

Instrument Model	Serial #
MODEL 12	289980
440	357790
N/A	N/A

All Smears and/or Large Area Swipes <1000 dpm/100cm² (unless noted below)

#	β-γ	α	#	β-γ	α	Masslinns Letter	β-γ
				N			
					A		

DRPs detected : ☐Yes ☒No ☐N/A

Purpose of Survey:
- ☐ RWP
- ☒ Routine
- ☐ Investigational
- ☐ Release
- ☐ Other (specify)

Comments:
- ☐ Decon Recommended
- ☐ Shielding Recommended
- ☐ Release Recommended
- ☒ None
- ☐ Other (specify)

▪▪▪▪ = Rad boundary
= Gamma dose rate
(#) = Smear location
△ = Air Sample
#/# = Contact/ 30cm dose rates
Lrg = Large area swipe
MAL = Minimum Action Level

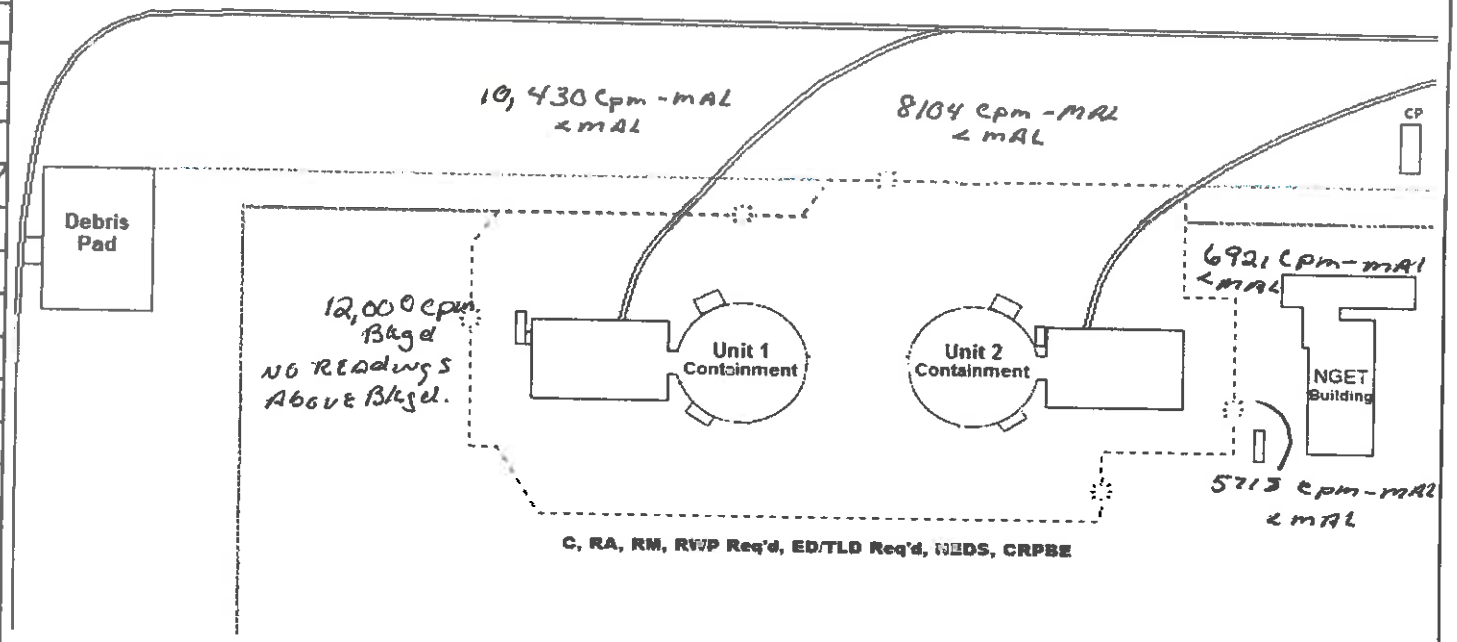

indicates area(s) where 44-10 survey was performed

Peer Check (Signature): [signature]

RPS Approval (Signature): [signature]

Survey #: 2017-3165

Unit: 0 BLDG: 0 ELEV: 592'

Description: U1+U2 WALKWAY Date: 9/6/17 Time: 1300

Surveyor Name(s): (Print) M. McCambridge (Sign) M. McC

ZIONSOLUTIONS LLC

RWP: 2017-0-0003

Rad Posting: N/A

Air Sample taken: ☐yes ☒no

Dosimetry Placement: ☒ Chest ☐Head ☐Thigh ☐Other N/A

Instrument Model	Serial #
MODEL 12	289980
44-10	357790
N/A	N/A

All Smears and/or Large Area Swipes <1000 dpm/100cm² (unless noted below)

#	β-γ	α	#	β-γ	α	Masslinns Letter	β-γ
				N			
				A			

DRPs detected : ☐Yes ☒No ☐N/A

Purpose of Survey:
- ☐ RWP
- ☒ Routine
- ☐ Investigational
- ☐ Release
- ☐ Other (specify)

Comments:
- ☐ Decon Recommended
- ☐ Shielding Recommended
- ☐ Release Recommended
- ☒ None
- ☐ Other (specify)

▪▪▪▪ = Rad boundary
= Gamma dose rate
(#) = Smear location
△ = Air Sample
*#/# = Contact/ 30cm dose rates
LAS = Large area swipe
MAL = Minimum Action Level

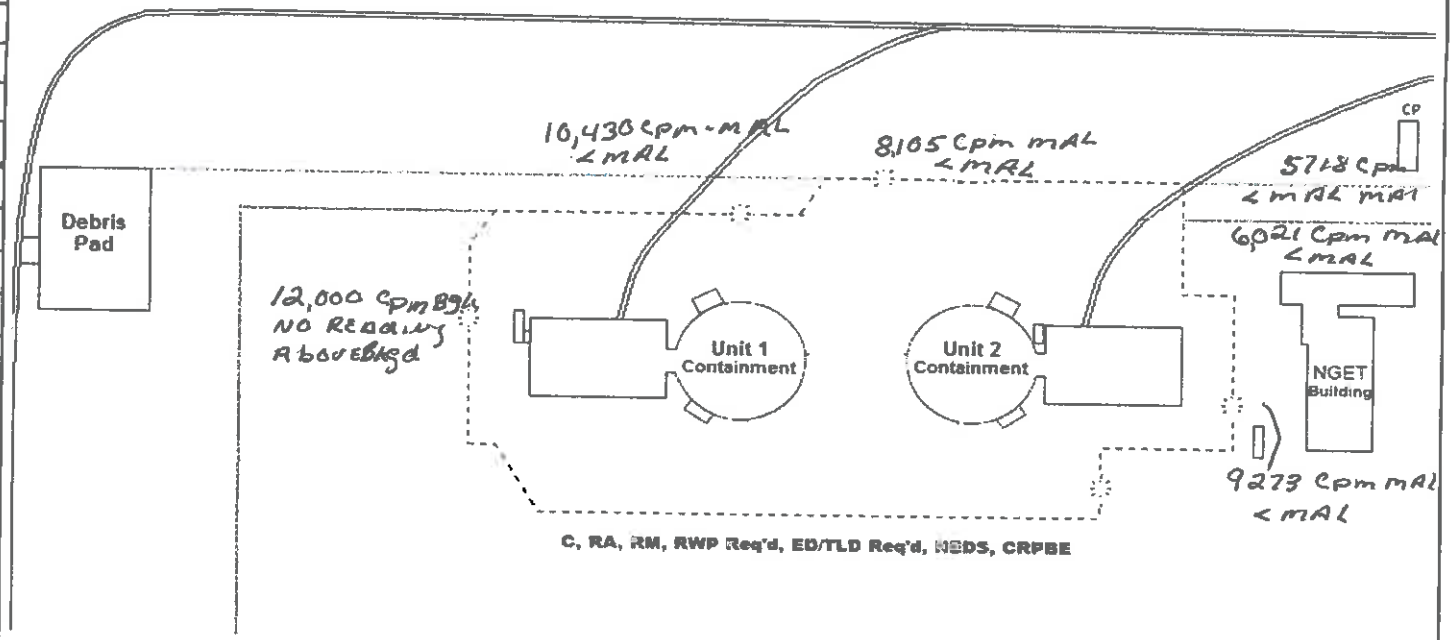

▨ indicates area(s) where 44-10 survey was performed

Peer Check (Signature): [signature]

RPS Approval (Signature): [signature]

Survey #: 2017-3172

Unit: N/A BLDG: 015 ELEV: 592'

RWP: 2017 -0-0012

Dosimetry Placement: ☒ Chest ☐ Head ☐ Thigh ☐ Other N/A

Instrument Model	Serial #
M-12/44-10	301959
A	A
N	N

All Smears and/or Large Area Swipes <1000 dpm/100cm² (unless noted below)

#	β-γ	α	#	β-γ	α	Masslinns Letter	β-γ
					A		
				N			

DRPs detected: ☐ Yes ☒ No ☐ N/A

Purpose of Survey:
- ☐ RWP
- ☒ Routine
- ☐ Investigational
- ☐ Release
- ☐ Other (specify)

Comments:
- ☐ Decon Recommended
- ☐ Shielding Recommended
- ☐ Release Recommended
- ☒ None
- ☐ Other (specify)

- - - - = Rad boundary
= Gamma dose rate
(#) = Smear location
△ = Air Sample
*#/# = Contact/ 30cm dose rates
A.B. = Average Background cpm
ASS = Large area swipe
MAL = Minimum Action Level

Description: U-1/U-2 Daily Activity Date: 9/18/17 Time: 1015

Surveyor Name(s): (Print) Lynn Lindemann (Sign) Lynn Lindemann

ZIONSOLUTIONS

Rad Posting: See Below

Air Sample taken: ☐ yes ☒ no

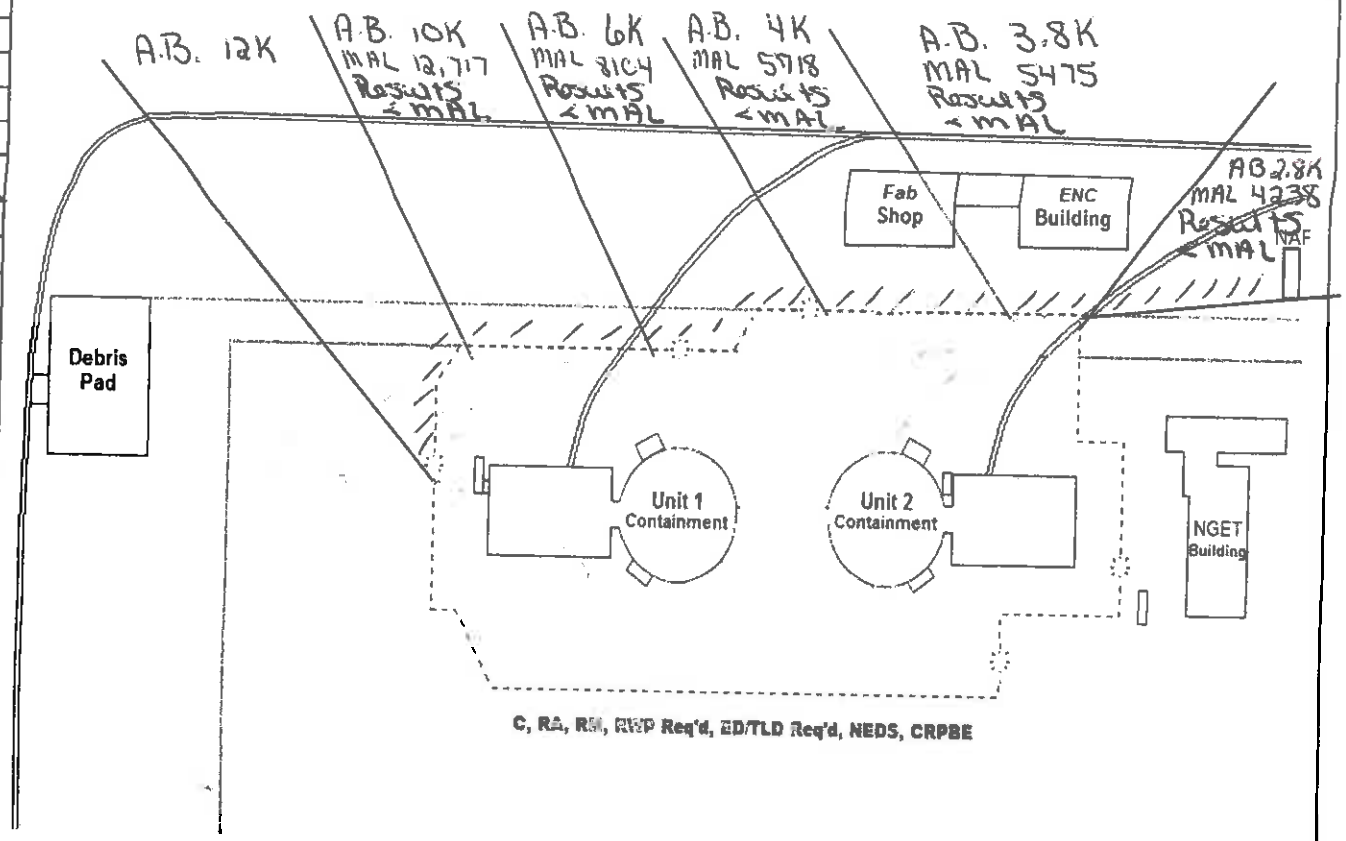

C, RA, RM, RWP Req'd, ED/TLD Req'd, NEDS, CRPBE

= 44-10 Survey (cpm) All 44-10 Surveyed Area's Results ≤ to A.B.

Peer Check (Signature): [signature]

RPS Approval (Signature): [signature]

Survey #: 2017-3223

Unit: N/A BLDG: OIS ELEV: 592'

Description: U-1 / U-2 Daily Path Date: 9/20/17 Time: 0715

Surveyor Name(s): (Print) Lynn Lindemann (Sign) Lynn Lindemann

ZIONSOLUTIONS

RWP: 2017-0-0012

Rad Posting: see below

Dosimetry Placement: ☒ Chest ☐ Head ☐ Thigh ☐ Other N/A

Air Sample taken: ☐ yes ☒ no

Instrument Model	Serial #
m-12 / 44-10	301959
A	A
N	N

All Smears and/or Large Area Swipes <1000 dpm/100cm² (unless noted below)

#	β-γ	α	#	β-γ	α	Masslinns Letter	β-γ
					A		
				N			

DRPs detected: ☐ Yes ☒ No ☐ N/A

Purpose of Survey:
- ☐ RWP
- ☒ Routine
- ☐ Investigational
- ☐ Release
- ☐ Other (specify)

Comments:
- ☐ Decon Recommended
- ☐ Shielding Recommended
- ☐ Release Recommended
- ☒ None
- ☐ Other (specify)

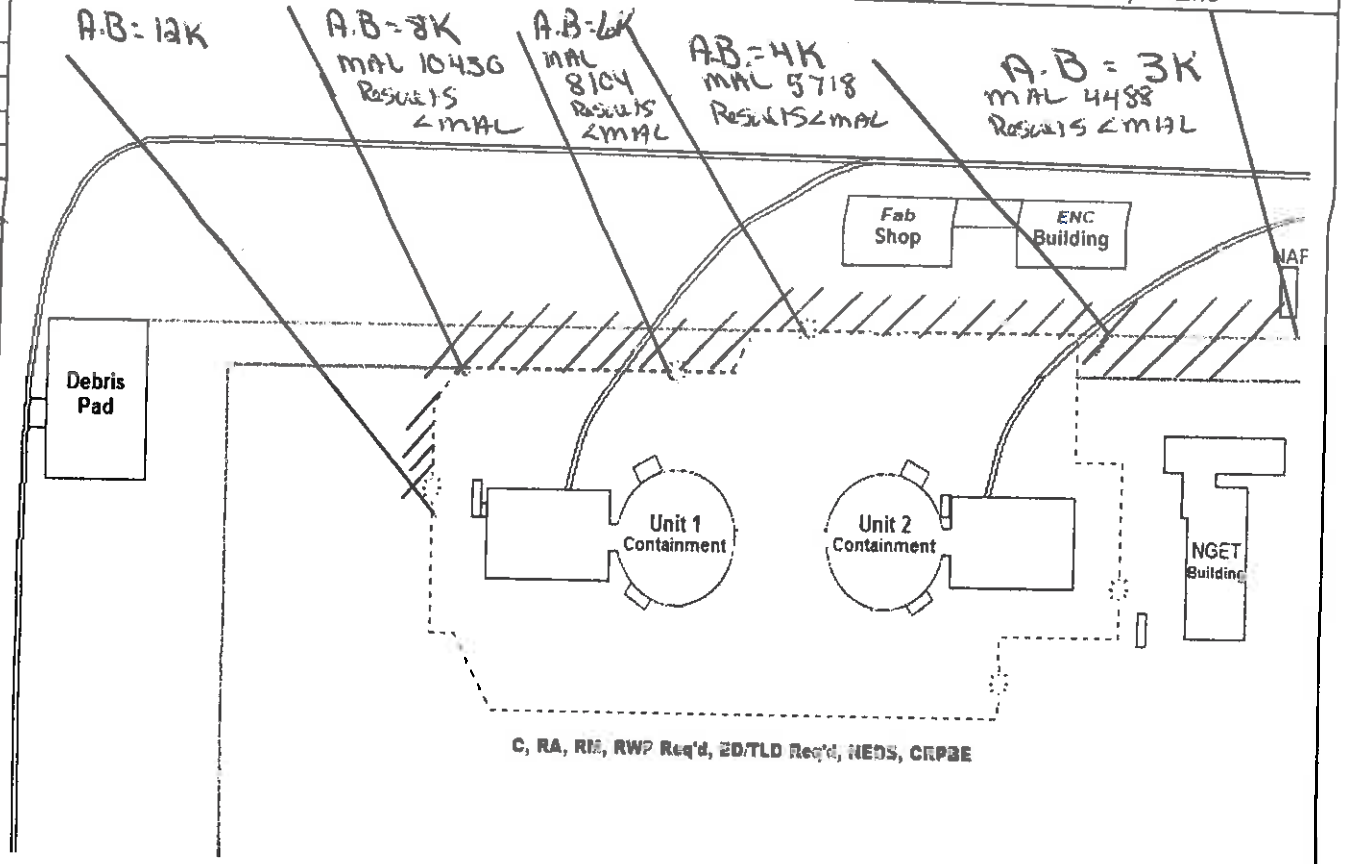

- - - - = Rad boundary
= Gamma dose rate
(#) = Smear location
△ = Air Sample
#/# = Contact/ 30cm dose rates
A.B = Average Background (cpm)
ABC = Large area swipe
MAL = Minimum Action Level

= 44-10 Surveyed Area

All 44-10 Surveyed areas Results ≤ to A.B.

Peer Check (Signature): J. W. R.

RPS Approval (Signature): [illegible]

Survey #: 2017-3232

Unit: 0 BLDG: N/A ELEV: 592'

RWP: 2017 - 0 - 0012

Dosimetry Placement: ☒ Chest ☐ Head ☐ Thigh ☐ Other N/A

Instrument Model	Serial #
M-12 / 4410	302015
N	
	A

Description: U-2 Walkway

Date: 9/19/17 Time: 1500

Surveyor Name(s): (Print) Z. Ginzel (Sign)

ZIONSOLUTIONS

Rad Posting: See Below

Air Sample taken: ☐ yes ☒ no

All Smears and/or Large Area Swipes

<1000 dpm/100cm² (unless noted below)

#	β-γ	α	#	β-γ	α	Masslinns Letter	β-γ
			N				
				A			

DRPs detected: ☐ Yes ☒ No ☐ N/A

Purpose of Survey:
- ☐ RWP
- ☒ Routine
- ☐ Investigational
- ☐ Release
- ☐ Other (specify)

Comments:
- ☐ Decon Recommended
- ☐ Shielding Recommended
- ☐ Release Recommended
- ☒ None
- ☐ Other (specify)

▪▪▪▪ = Rad boundary
= Gamma dose rate
(#) = Smear location
△ = Air Sample
*## = Contact/ 30cm dose rates
ABC = Large area swipe
MAL = Minimum Action Level

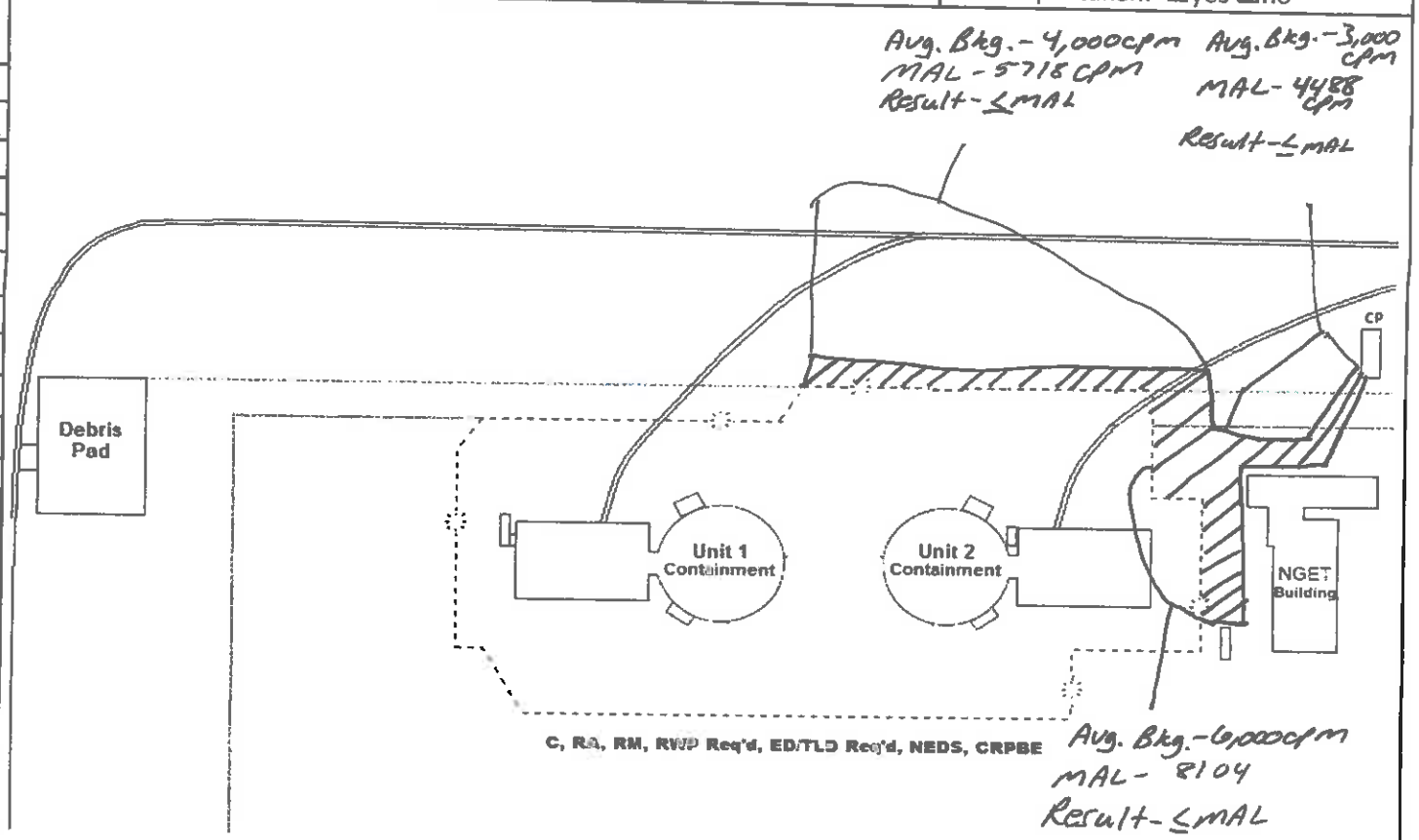

▨ indicates area(s) where 44-10 survey was performed

Avg. Bkg. - Average background

Peer Check (Signature): [signature]

RPS Approval (Signature): [signature]

Survey #: 2017-3251

Unit: N/A BLDG: 015 ELEV: 592'

RWP: 2017-0-0012

Dosimetry Placement: ☒ Chest ☐ Head ☐ Thigh ☐ Other N/A

Instrument Model	Serial #
M-12/44-10	302044
Telepole	6611-155
M-3	284258

All Smears and/or Large Area Swipes <1000 dpm/100cm² (unless noted below)

#	β-γ	α	#	β-γ	α	Masslinns Letter	β-γ
					A		
				N			

DRPs detected: ☐ Yes ☒ No ☐ N/A

Purpose of Survey:
- ☐ RWP
- ☒ Routine
- ☐ Investigational
- ☐ Release
- ☐ Other (specify)

Comments:
- ☐ Decon Recommended
- ☐ Shielding Recommended
- ☐ Release Recommended
- ☐ None
- ☒ Other (specify) * See description

- - - - = Rad boundary
= Gamma dose rate
⊕ = Smear location
△ = Air Sample
*#/# = Contact/ 30cm dose rates
A.B. = Average Background cpm
ASC = Large area swipe
MAL = Minimum Action Level

Description: U-1/U-2 Daily Walkway Date: 9/21/17 Time: 0800

Surveyor Name(s): (Print) Lynn Lindemann (Sign) Lynn Lindemann

ZIONSOLUTIONS

Rad Posting: See Below

Air Sample taken: ☐ yes ☒ no

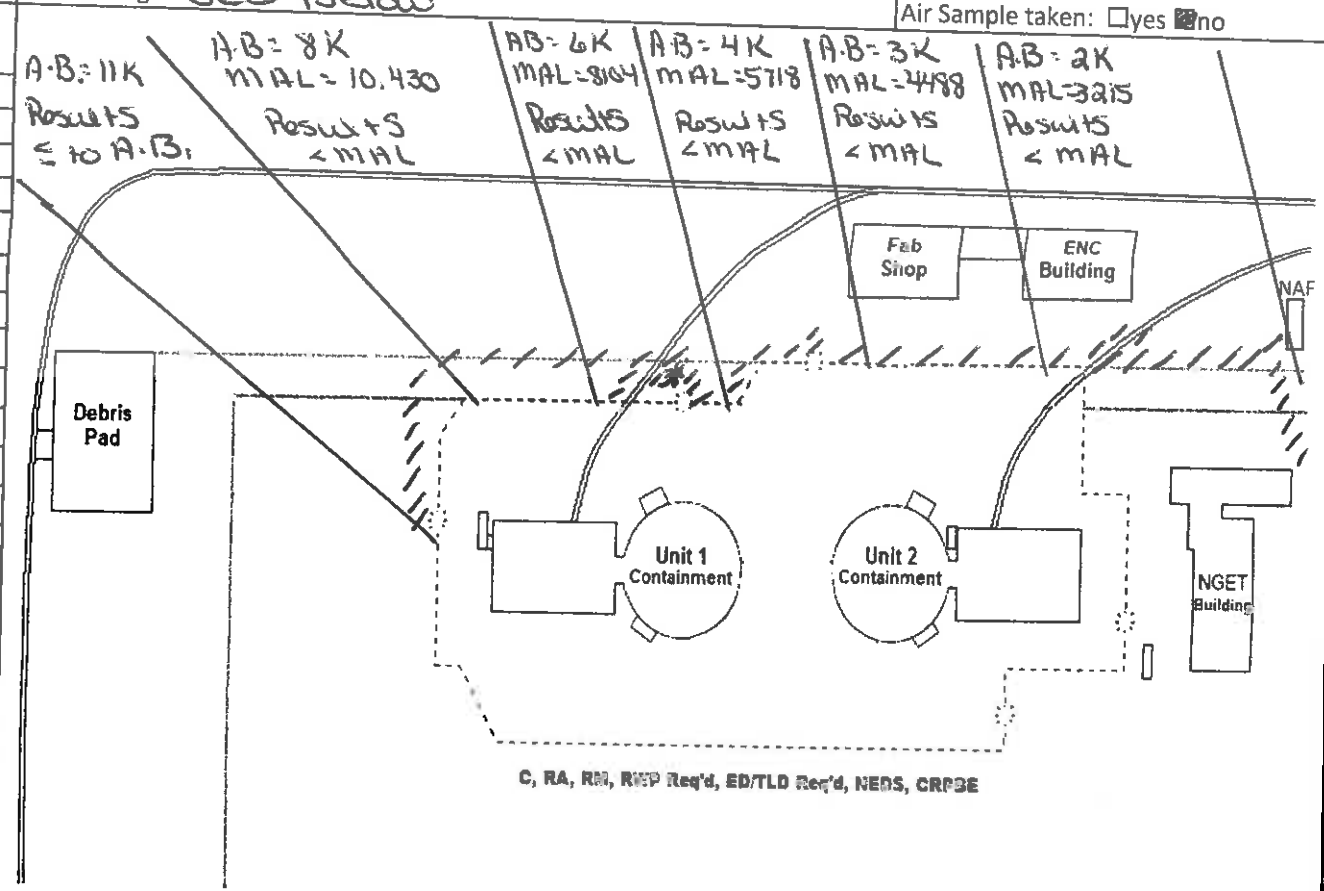

* Partical Captured 950Kdpm *7.01/0.1 mR/hr, placed into Rad bag and placed into U-1 tent trash. Resurveyed area Results ≤ to A.B.
Partical was about 3 inches under surface ground

▨ = 44-10 Surveyed Area

Peer Check (Signature): [signature]

RPS Approval (Signature): [signature]

Survey #: 2017-3287

Unit: 0 BLDG: N/A ELEV: 592'

Description: walkway

Date: 9/25/17 Time: 1330

Surveyor Name(s): (Print) Z. Ginzel (Sign)

ZIONSOLUTIONS

RWP: 2017 - 0 - 0012

Rad Posting: See Below

Air Sample taken: ☐yes ☒no

Dosimetry Placement: ☒ Chest ☐Head ☐Thigh ☐Other N/A

Instrument Model	Serial #
M-3/4410	302015
N	
	A

All Smears and/or Large Area Swipes <1000 dpm/100cm² (unless noted below)

#	β-γ	α	#	β-γ	α	Masslinns Letter	β-γ
			N				
				A			

DRPs detected: ☐Yes ☒No ☐N/A

Purpose of Survey:
- ☐ RWP
- ☒ Routine
- ☐ Investigational
- ☐ Release
- ☐ Other (specify)

Comments:
- ☐ Decon Recommended
- ☐ Shielding Recommended
- ☐ Release Recommended
- ☒ None
- ☐ Other (specify)

▪▪▪▪ = Rad boundary
= Gamma dose rate
(#) = Smear location
△ = Air Sample
*#/# = Contact/ 30cm dose rates
LRC = Large area swipe
MAL = Minimum Action Level

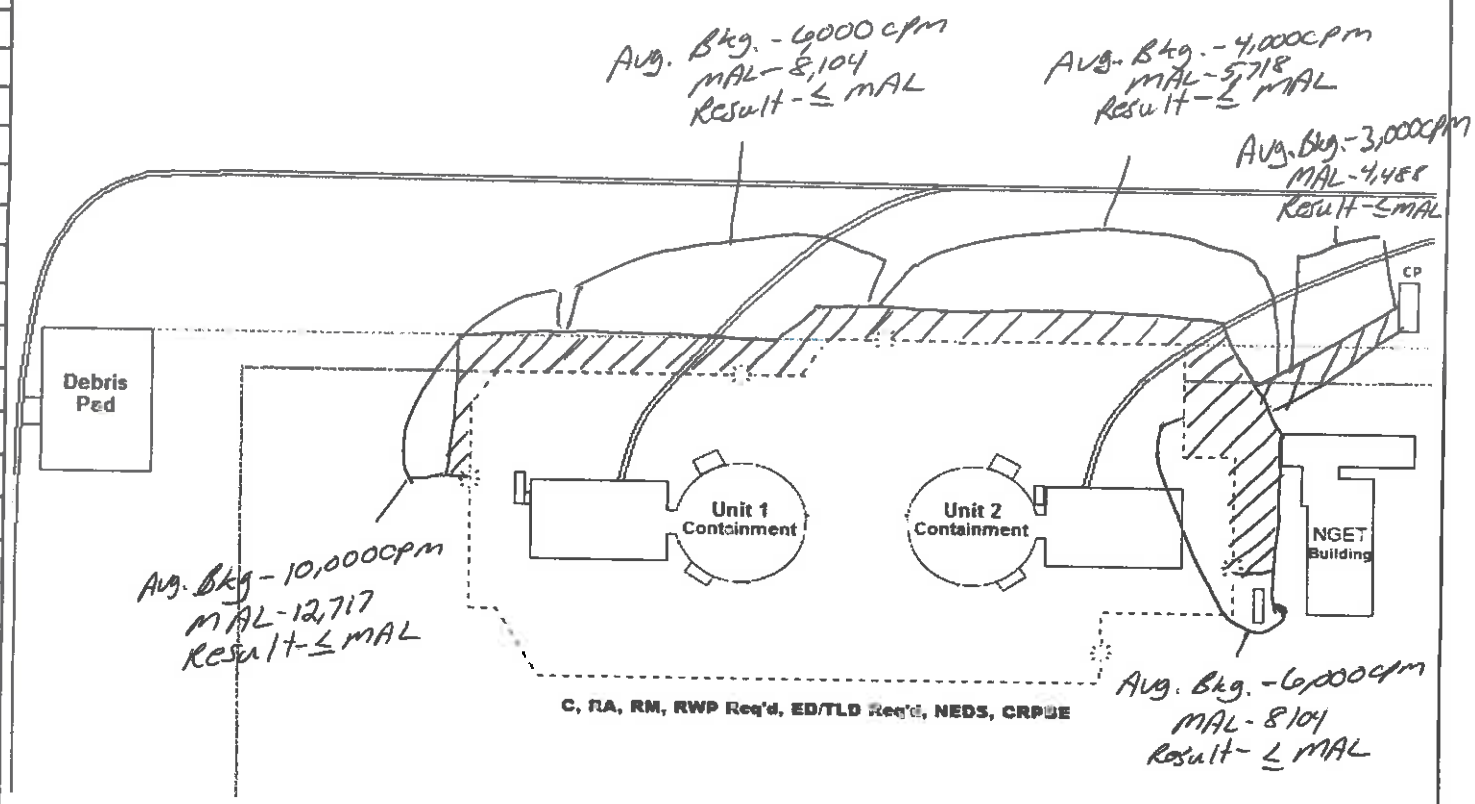

indicates area(s) where 44-10 survey was performed

Peer Check (Signature): [signature] RPS Approval (Signature): [signature]

Survey #: 2017- 3343

Description: Daily walkway

Date: 9 12/17

Time: 1430

Unit: 0 BLDG: N/A ELEV: 592'

Surveyor Name(s): (Print) Z. Ginzel (Sign)

ZIONSOLUTIONS

RWP: 2017 - 0 - 0012

Rad Posting: See below

Air Sample taken: ☐yes ☒no

Dosimetry Placement: ☒ Chest ☐Head ☐Thigh ☐Other N/A

Instrument Model	Serial #
M-12 / 4410	302015
N	
	A

All Smears and/or Large Area Swipes

<1000 dpm/100cm² (unless noted below)

#	β-γ	α	#	β-γ	α	Masslinns Letter	β-γ
				N			
				A			

DRPs detected : ☐Yes ☒No ☐N/A

Purpose of Survey:
- ☐ RWP
- ☒ Routine
- ☐ Investigational
- ☐ Release
- ☐ Other (specify)

Comments:
- ☐ Decon Recommended
- ☐ Shielding Recommended
- ☐ Release Recommended
- ☒ None
- ☐ Other (specify)

- ▪▪▪▪ = Rad boundary
- # = Gamma dose rate
- (#) = Smear location
- △ = Air Sample
- *#/# = Contact/ 30cm dose rates
- ABC = Large area swipe
- MAL = Minimum Action Level

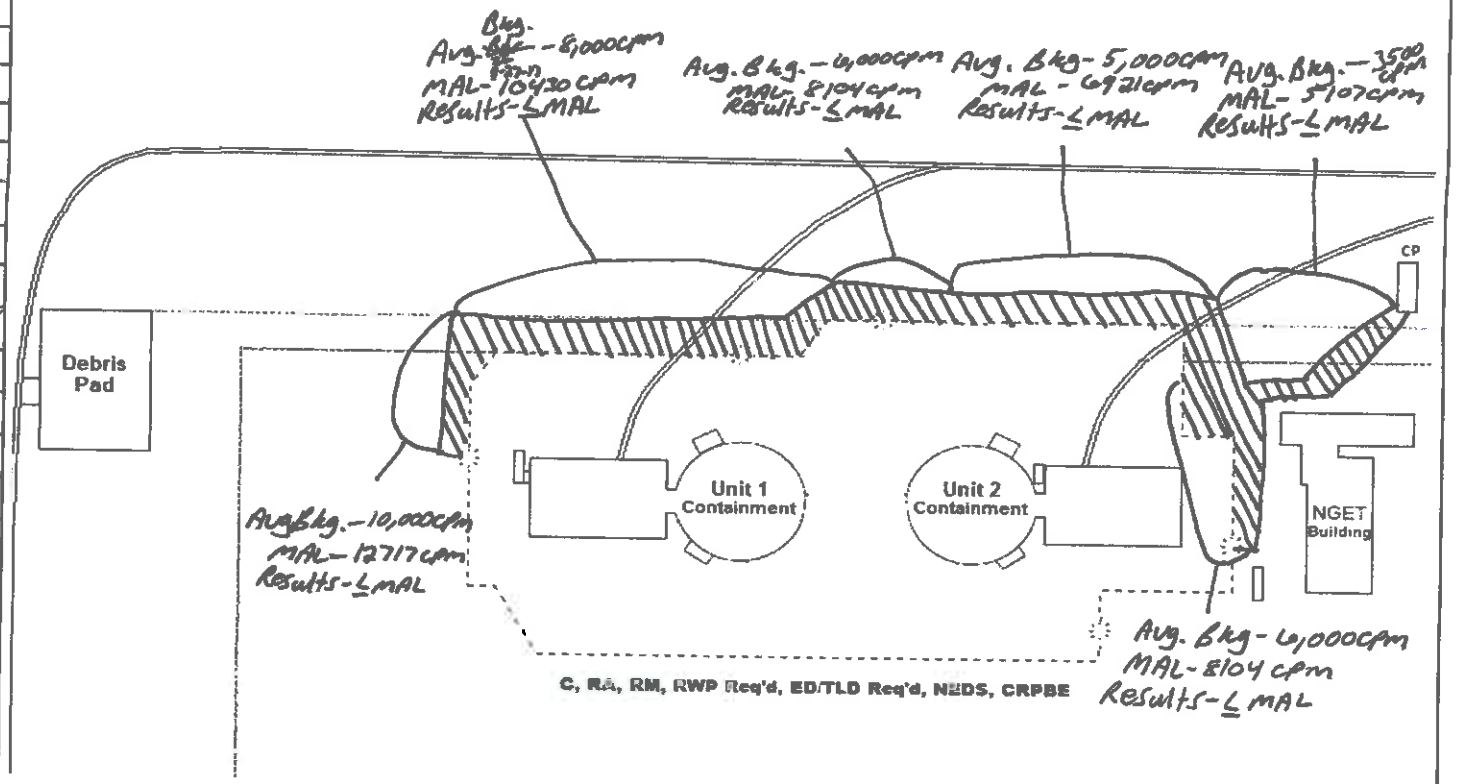

▨ indicates area(s) where 44-10 survey was performed

Bkg - Background
Avg. - Average

Peer Check (Signature): [signature]

RPS Approval (Signature): [signature]

Survey #: 2017-3355 | Description: Daily walkway | Date: 9/28/17 | Time: 1430

Unit: 0 | BLDG: N/A | ELEV: 592'

Surveyor Name(s): (Print) Z. Ginzel (Sign)

ZIONSOLUTIONS LLC

RWP: 2017 -0-0012

Rad Posting: See Below

Air Sample taken: ☐yes ☒no

Dosimetry Placement: ☒ Chest ☐Head ☐Thigh ☐Other N/A

Instrument Model	Serial #
M-12 / 4410	302015
N	
A	

All Smears and/or Large Area Swipes <1000 dpm/100cm² (unless noted below)

#	β-γ	α	#	β-γ	α	Masslinns Letter	β-γ
				N			
				A			

DRPs detected : ☐Yes ☒No ☐N/A

Purpose of Survey:
- ☐ RWP
- ☒ Routine
- ☐ Investigational
- ☐ Release
- ☐ Other (specify)

Comments:
- ☐ Decon Recommended
- ☐ Shielding Recommended
- ☐ Release Recommended
- ☒ None
- ☐ Other (specify)

▪▪▪▪ = Rad boundary
= Gamma dose rate
(#) = Smear location
△ = Air Sample
*## = Contact/ 30cm dose rates
ABC = Large area swipe
MAL = Minimum Action Level

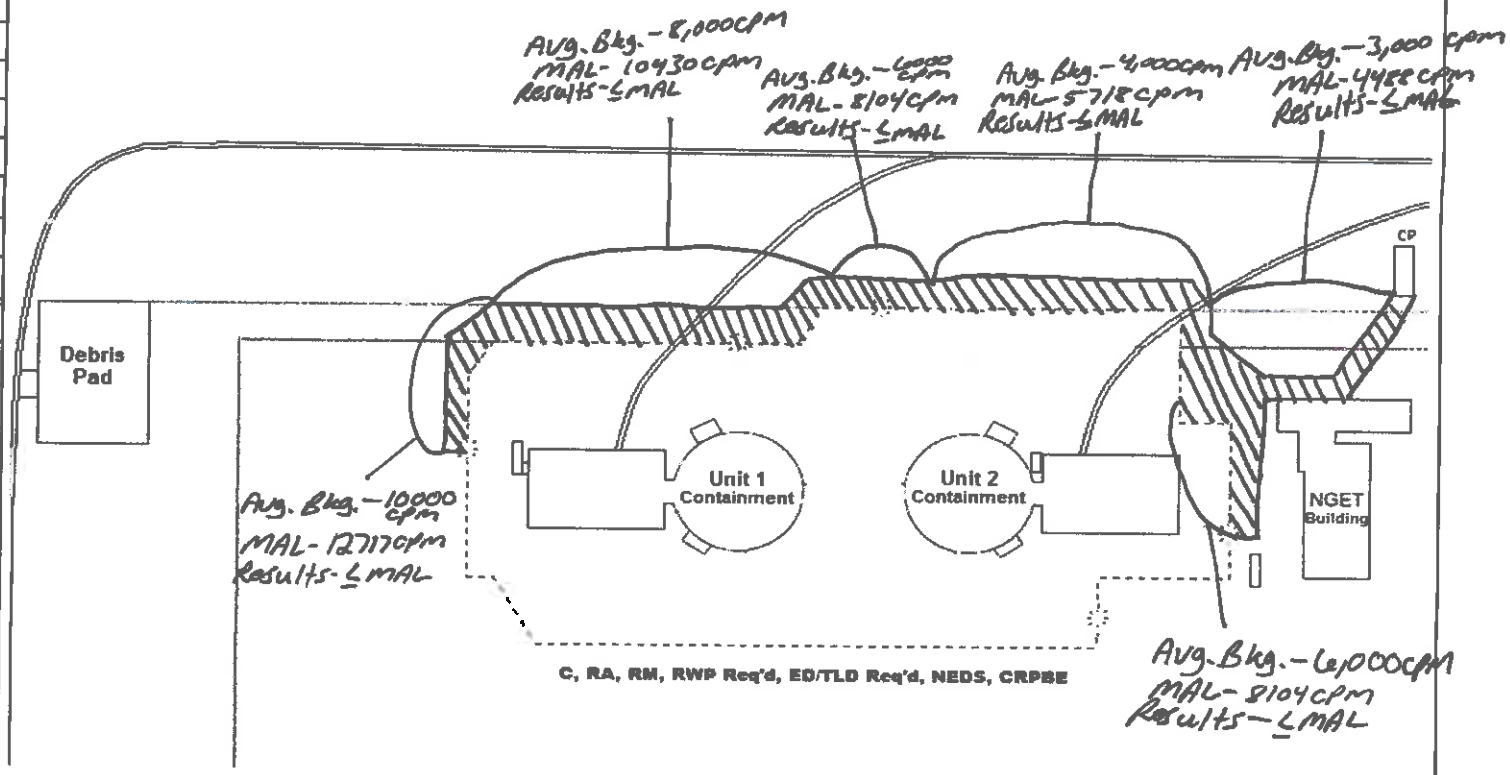

▨ indicates area(s) where 44-10 survey was performed

Bkg. – Background
Avg. – Average

Peer Check (Signature): [signature] RPS Approval (Signature): [signature]

Survey #: 2017-3394

Unit: N/A BLDG: O/S ELEV: 592'

Description: U-1 Daily Walk Path Date: 10/2/17 Time: 1300

Surveyor Name(s): (Print) Lynn Lindemann (Sign) Lynn Lindemann

ZIONSOLUTIONS

RWP: 2017-0-0012

Rad Posting: See Below

Dosimetry Placement: ☒ Chest ☐ Head ☐ Thigh ☐ Other N/A

Air Sample taken: ☐ yes ☒ no

Instrument Model	Serial #
M-12 / 44-10	274196
A	A
N	N

All Smears and/or Large Area Swipes <1000 dpm/100cm² (unless noted below)

#	β-γ	α	#	β-γ	α	Masslinns Letter	β-γ
					A		
				N			

DRPs detected: ☐ Yes ☒ No ☐ N/A

Purpose of Survey:
- ☐ RWP
- ☒ Routine
- ☒ Investigational
- ☐ Release
- ☐ Other (specify)

Comments:
- ☐ Decon Recommended
- ☐ Shielding Recommended
- ☐ Release Recommended
- ☒ None
- ☐ Other (specify)

- - - - = Rad boundary
= Gamma dose rate
(#) = Smear location
△ = Air Sample
*## = Contact/ 30cm dose rates
A.B = Average Bkgd (cpm)
ABC = Large area swipe
MAL = Minimum Action Level

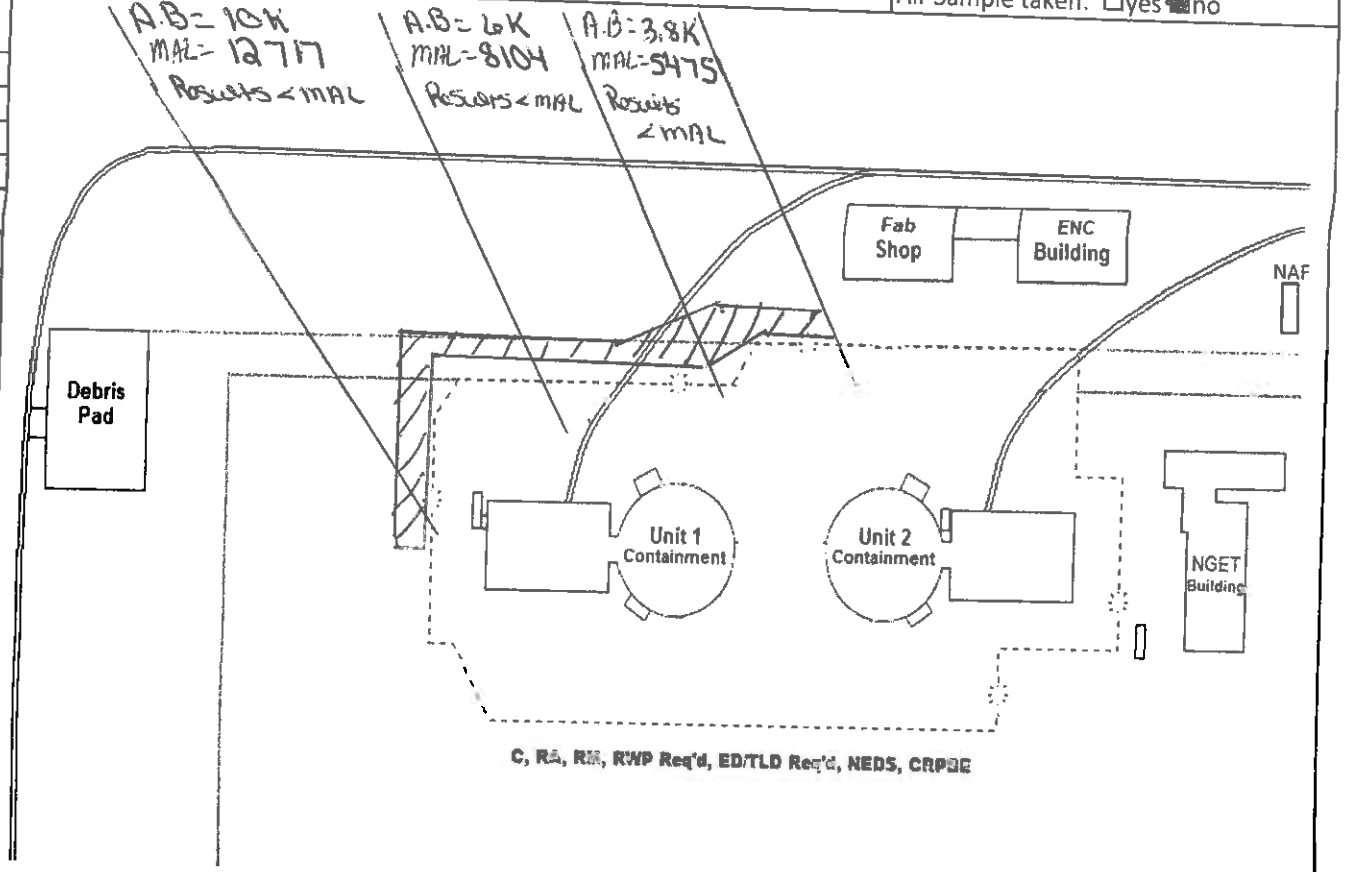

Denotes H4-10 Survey Area

Peer Check (Signature): [signature] RPS Approval (Signature): [signature]

Survey #: 2017 - 3408

Unit: 0 BLDG: 0 ELEV: 592'

RWP: 2017 - 0 - 0003

Description: Daily walkway Date: 9/30/17 Time: 1440

Surveyor Name(s): (Print) Z. Ginzey (Sign)

ZIONSOLUTIONS

Rad Posting: See below

Air Sample taken: ☐yes ☒no

Dosimetry Placement: ☒ Chest ☐Head ☐Thigh ☐Other N/A

Instrument Model	Serial #
M-12/4410	302015
N	
A	

All Smears and/or Large Area Swipes <1000 dpm/100cm² (unless noted below)

#	β-γ	α	#	β-γ	α	Masslinns Letter	β-γ
				N			
					A		

DRPs detected : ☐Yes ☒No ☐N/A

Purpose of Survey:
- ☐ RWP
- ☒ Routine
- ☐ Investigational
- ☐ Release
- ☐ Other (specify)

Comments:
- ☐ Decon Recommended
- ☐ Shielding Recommended
- ☐ Release Recommended
- ☒ None
- ☐ Other (specify)

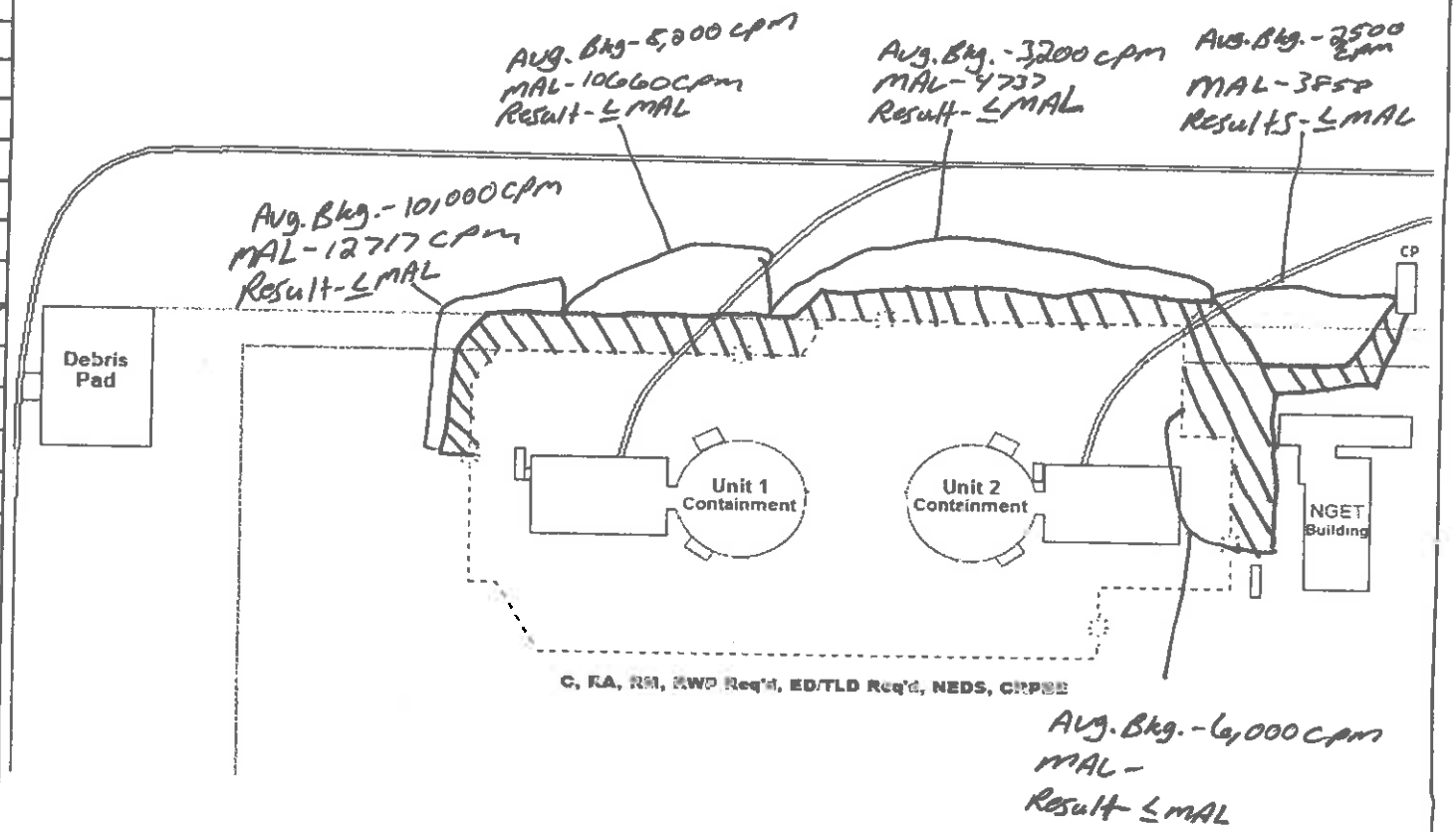

▨ indicates area(s) where 44-10 survey was performed

Avg. Bkg. - Average Background

▪▪▪▪ = Rad boundary
= Gamma dose rate
(#) = Smear location
△ = Air Sample
*#/# = Contact/ 30cm dose rates
ABC = Large area swipe
MAL = Minimum Action Level

Peer Check (Signature): Z. L

RPS Approval (Signature):

Survey #: 2017-3409

Description: Daily walkway

Date: 9/29/17 Time: 1430

Unit: N/A BLDG: N/A ELEV: 592'

Surveyor Name(s): (Print) Z. Ginzel (Sign)

ZIONSOLUTIONS

RWP: 2017 -0-0003

Rad Posting: See below

Air Sample taken: ☐yes ☒no

Dosimetry Placement: ☒ Chest ☐Head ☐Thigh ☐Other N/A

Instrument Model	Serial #
M-3 12/4410	3020-15

All Smears and/or Large Area Swipes <1000 dpm/100cm² (unless noted below)

#	β-γ	α	#	β-γ	α	Masslinns Letter	β-γ
			N				
				A			

DRPs detected: ☐Yes ☒No ☐N/A

Purpose of Survey:
- ☐ RWP
- ☒ Routine
- ☐ Investigational
- ☐ Release
- ☐ Other (specify)

Comments:
- ☐ Decon Recommended
- ☐ Shielding Recommended
- ☐ Release Recommended
- ☒ None
- ☐ Other (specify)

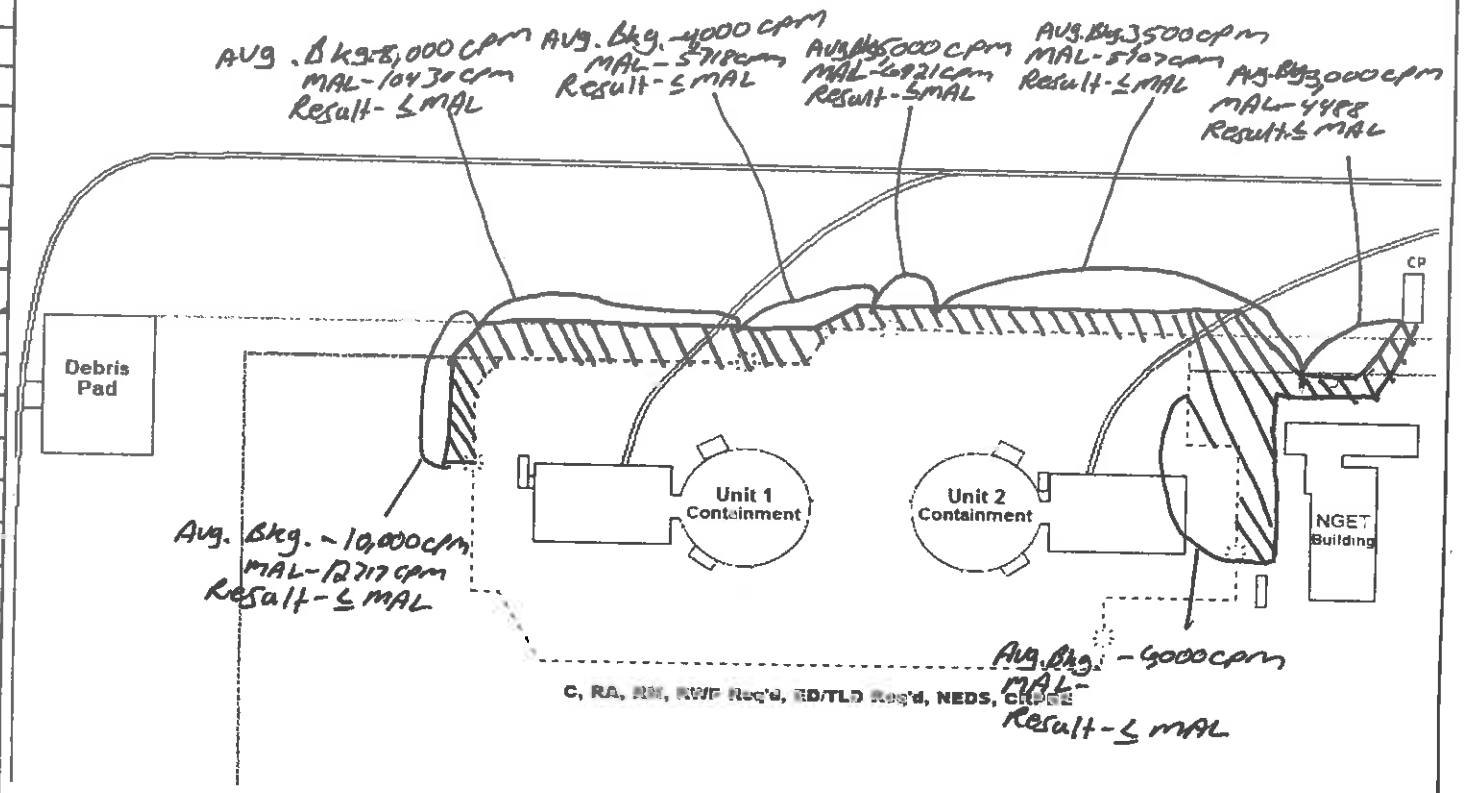

▨ indicates area(s) where 44-10 survey was performed

Avg. Bkg.- Average Background

▪▪▪▪ = Rad boundary
= Gamma dose rate
(#) = Smear location
△ = Air Sample
*#/# = Contact/ 30cm dose rates
ABC = Large area swipe
MAL = Minimum Action Level

Peer Check (Signature): [signature]

RPS Approval (Signature): [signature]

Survey #: 2017-3412

Unit: 2 BLDG: O/S ELEV: 592'

Description: Unit 2 Daily Pathway Date: 10/2/17 Time: 0900

Surveyor Name(s): (Print) C. Terp (Sign) C. T

ZIONSOLUTIONS

RWP: 2017 - 0 - 0012

Rad Posting: N/A

Air Sample taken: ☐yes ☒no

Dosimetry Placement: ☒Chest ☐Head ☐Thigh ☐Other N/A

Instrument Model	Serial #
M12/44-10	302015
N/A	N/A

All Smears and/or Large Area Swipes <1000 dpm/100cm² (unless noted below)

#	β-γ	α	#	β-γ	α	Masslinns Letter	β-γ
			N		A		

DRPs detected: ☐Yes ☒No ☐N/A

Purpose of Survey:
- ☐ RWP
- ☒ Routine
- ☐ Investigational
- ☐ Release
- ☐ Other (specify)

Comments:
- ☐ Decon Recommended
- ☐ Shielding Recommended
- ☐ Release Recommended
- ☒ None
- ☐ Other (specify)

= Rad boundary
= Gamma dose rate
(#) = Smear location
△ = Air Sample
#/# = Contact/ 30cm dose rates
Area = Large area swipe
MAL = Minimum Action Level

Average Background: 2400cpm
MAL: 3731 cpm

Average Background: 3500cpm
MAL: 5107cpm

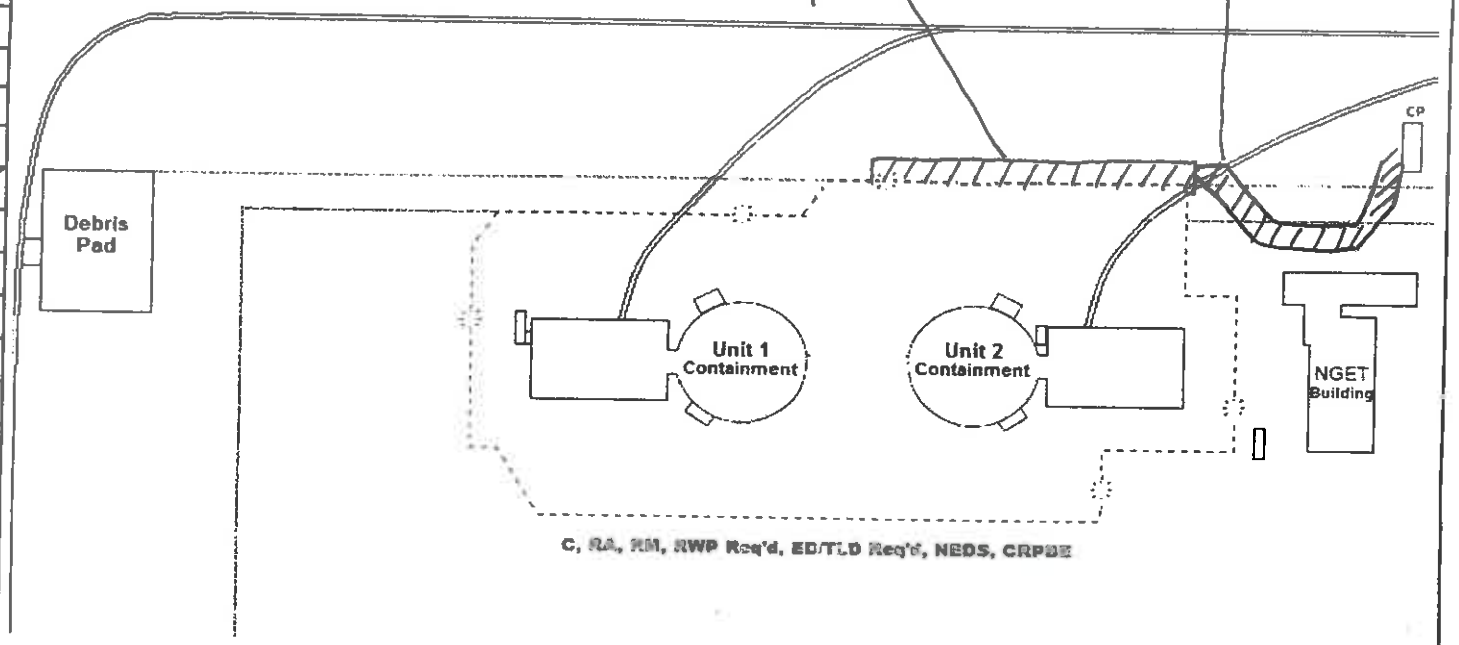

C, RA, RM, RWP Req'd, ED/TLD Req'd, NEDS, CRPSE

indicates area(s) where 44-10 survey was performed

No counts above MAL

Peer Check (Signature): _____ RPS Approval (Signature): _____

Survey #: 2017-3417 Description: U-1 Daily Walkway Date: 10 13 17 Time: 0730

Unit: N/A BLDG: O/S ELEV: 592'

Surveyor Name(s): (Print) J. Reed (Sign) John W. Reed

ZIONSOLUTIONS

RWP: 2017 - 0 - 0012

Rad Posting: N/A

Air Sample taken: ☐yes ☒no

Dosimetry Placement: ☒ Chest ☐Head ☐Thigh ☐Other N/A

Instrument Model	Serial #
M12 / 44-10	302015
N/A	N/A

All Smears and/or Large Area Swipes <1000 dpm/100cm² (unless noted below)

#	β-γ	α	#	β-γ	α	Masslinns Letter	β-γ

N/A

DRPs detected : ☐Yes ☒No ☐N/A

Purpose of Survey:
- ☐ RWP
- ☒ Routine
- ☐ Investigational
- ☐ Release
- ☐ Other (specify)

Comments:
- ☐ Decon Recommended
- ☐ Shielding Recommended
- ☐ Release Recommended
- ☒ None
- ☐ Other (specify)

- - - - = Rad boundary
= Gamma dose rate
(#) = Smear location
△ = Air Sample
*#/# = Contact/ 30cm dose rates
ABC = Large area swipe
MAL = Minimum Action Level

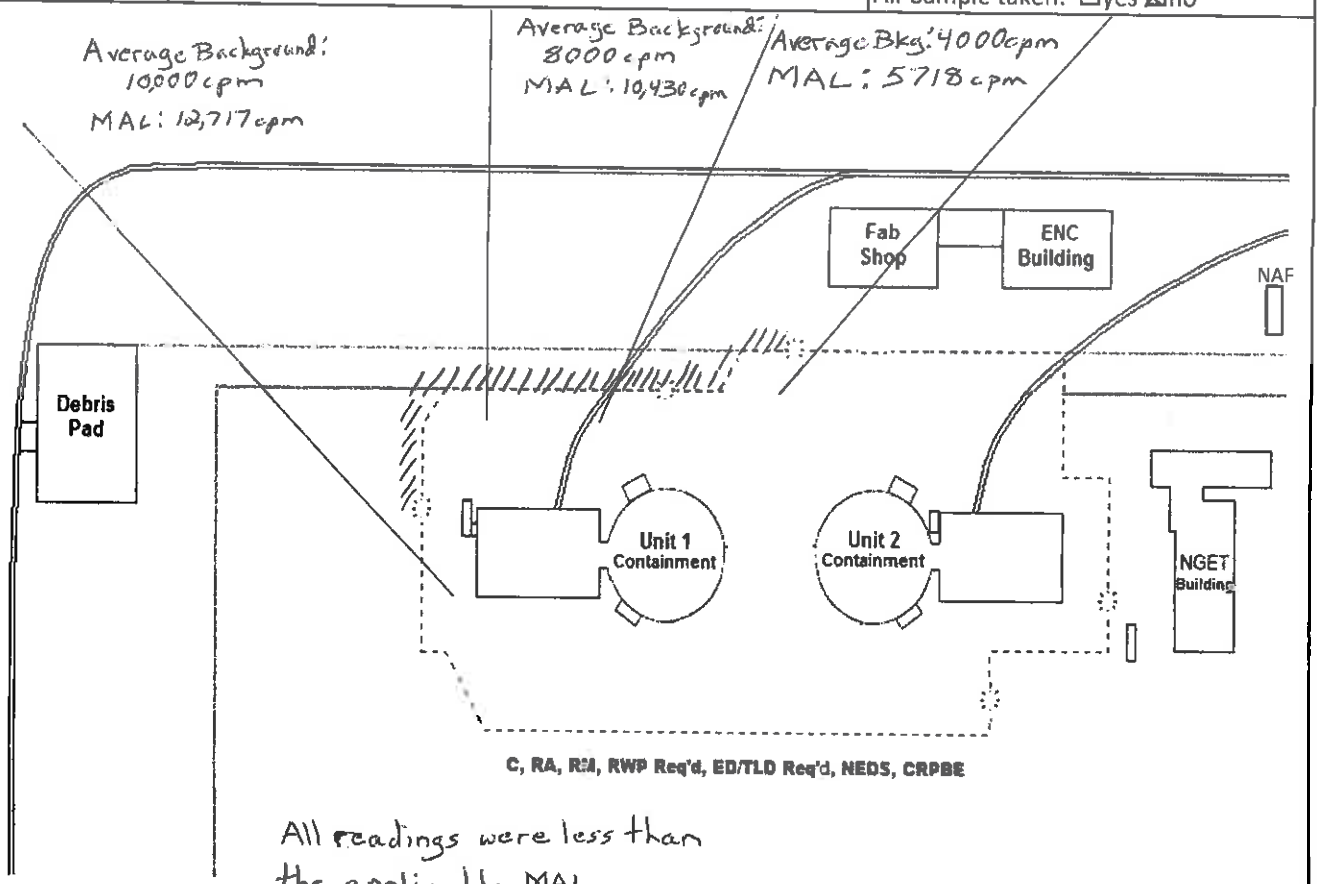

All readings were less than the applicable MAL.

Peer Check (Signature): Lynn Lindemann RPS Approval (Signature):

Survey #: 2017-3450

Unit: N/A BLDG: 615 ELEV: 592'

Description: U-1 Daily Walkway Date: 10/4/17 Time: 0730

Surveyor Name(s): (Print) Lynn Lindemann (Sign) Lynn Lindemann

ZIONSOLUTIONS

RWP: 2017-0-0012

Rad Posting: See Below

Air Sample taken: ☐yes ☒no

Dosimetry Placement: ☒ Chest ☐Head ☐Thigh ☐Other N/A

Instrument Model	Serial #
M-12/44-10	301959
A	A
N	N

All Smears and/or Large Area Swipes <1000 dpm/100cm² (unless noted below)

#	β-γ	α	#	β-γ	α	Masslinns Letter	β-γ
					A		
				N			

DRPs detected: ☐Yes ☒No ☐N/A

Purpose of Survey:
- ☐ RWP
- ☒ Routine
- ☒ Investigational
- ☐ Release
- ☐ Other (specify)

Comments:
- ☐ Decon Recommended
- ☐ Shielding Recommended
- ☐ Release Recommended
- ☒ None
- ☐ Other (specify)

- = Rad boundary
- # = Gamma dose rate
- (#) = Smear location
- △ = Air Sample
- *## = Contact/ 30cm dose rates
- A.B = Average BKGD (cpm)
- ABC = Large area swipe
- MAL = Minimum Action Level

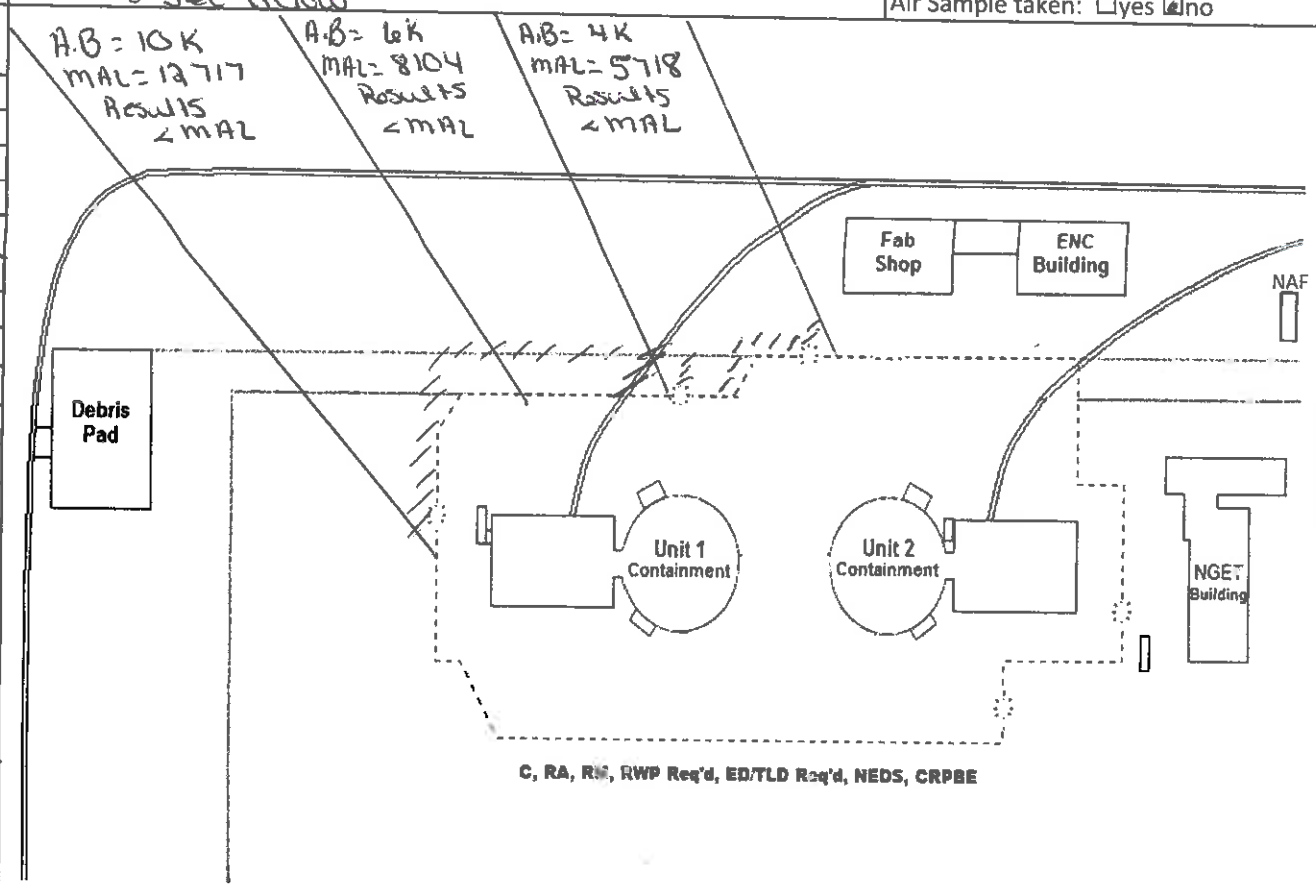

Denotes 44-10 Survey

Peer Check (Signature): M. McC

RPS Approval (Signature):

Survey #: 2017- 3451

Unit: 2 BLDG: O/S ELEV: 592'

RWP: 2017 - 0 - 0012

Description: Unit 2 Daily Pathway Date: 10/3/17 Time: 0930

Surveyor Name(s): (Print) C. Terp (Sign) CL T—

ZIONSOLUTIONS

Rad Posting: N/A

Air Sample taken: ☐yes ☒no

Dosimetry Placement: ☒ Chest ☐Head ☐Thigh ☐Other N/A

Instrument Model	Serial #
M12/44-10	301959
N/A	N/A

All Smears and/or Large Area Swipes <1000 dpm/100cm² (unless noted below)

#	β-γ	α	#	β-γ	α	Masslinns Letter	β-γ
			N			A	

DRPs detected : ☐Yes ☒No ☐N/A

Purpose of Survey:
- ☐ RWP
- ☒ Routine
- ☐ Investigational
- ☐ Release
- ☐ Other (specify)

Comments:
- ☐ Decon Recommended
- ☐ Shielding Recommended
- ☐ Release Recommended
- ☒ None
- ☐ Other (specify)

▪▪▪▪ = Rad boundary
= Gamma dose rate
(#) = Smear location
△ = Air Sample
*#/# = Contact/ 30cm dose rates
ABC = Large area swipe
MAL = Minimum Action Level

Average Background: 2500 cpm
MAL: 3858 cpm

Average Background: 3800 cpm
MAL: 5475 cpm

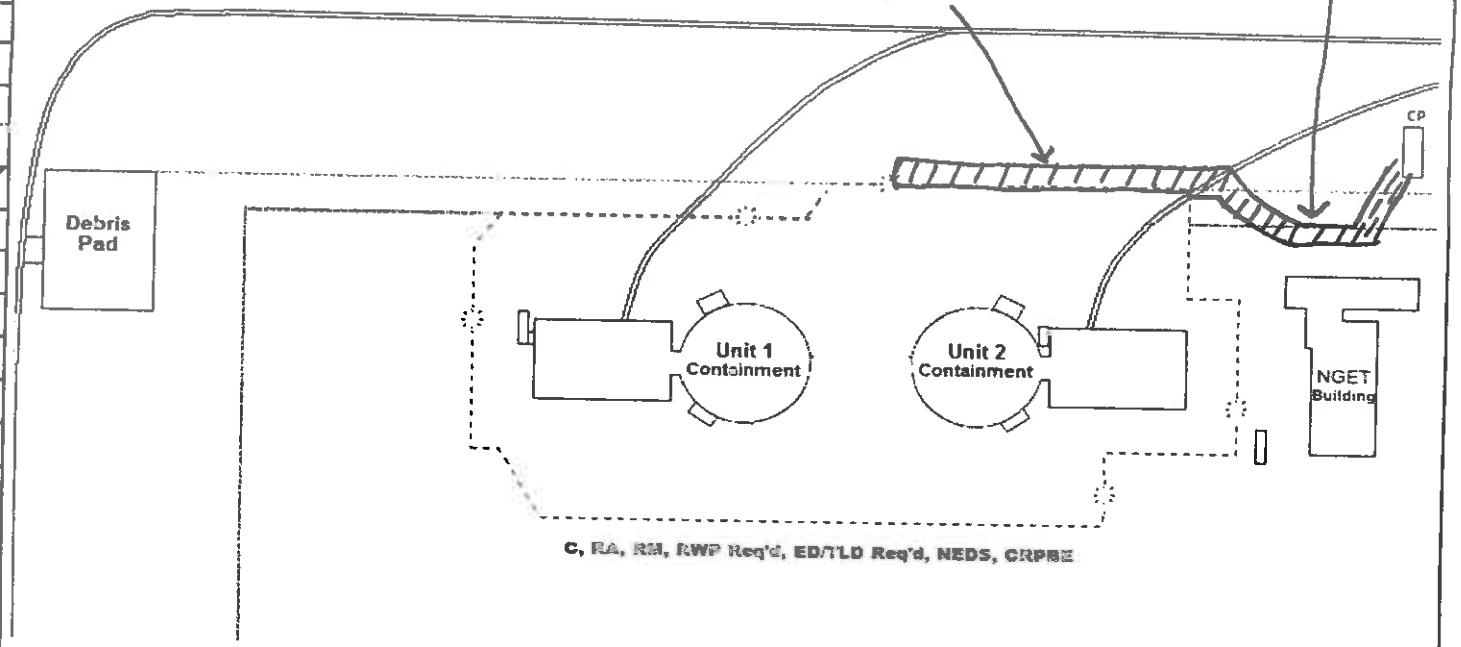

▨ indicates area(s) where 44-10 survey was performed

No counts above MAL

Peer Check (Signature): _____ RPS Approval (Signature): _____

Survey #: 2017-3485

Unit: N/A BLDG: 015 ELEV: 592

Description: U-1 Daily Walk / Pathway Date: 10/5/17 Time: 1349

Surveyor Name(s): (Print) L Lindemann / J. Reed (Sign) L Lindemann / J.W.Reed

ZIONSOLUTIONS

RWP: 2017-0-0012

Rad Posting: See Below

Air Sample taken: ☐yes ☒no

Dosimetry Placement: ☒ Chest ☐Head ☐Thigh ☐Other N/A

Instrument Model	Serial #
M-12 / 44-10	302644
A	A
N	N

All Smears and/or Large Area Swipes <1000 dpm/100cm² (unless noted below)

#	β-γ	α	#	β-γ	α	Masslinns Letter	β-γ
					A		
				N			

DRPs detected: ☐Yes ☒No ☐N/A

Purpose of Survey:
- ☐ RWP
- ☒ Routine
- ☒ Investigational
- ☐ Release
- ☐ Other (specify)

Comments:
- ☐ Decon Recommended
- ☐ Shielding Recommended
- ☐ Release Recommended
- ☒ None
- ☐ Other (specify)

- - - - = Rad boundary
= Gamma dose rate
(#) = Smear location
△ = Air Sample
*#/# = Contact/ 30cm dose rates
ABC = Large area swipe
MAL = Minimum Action Level

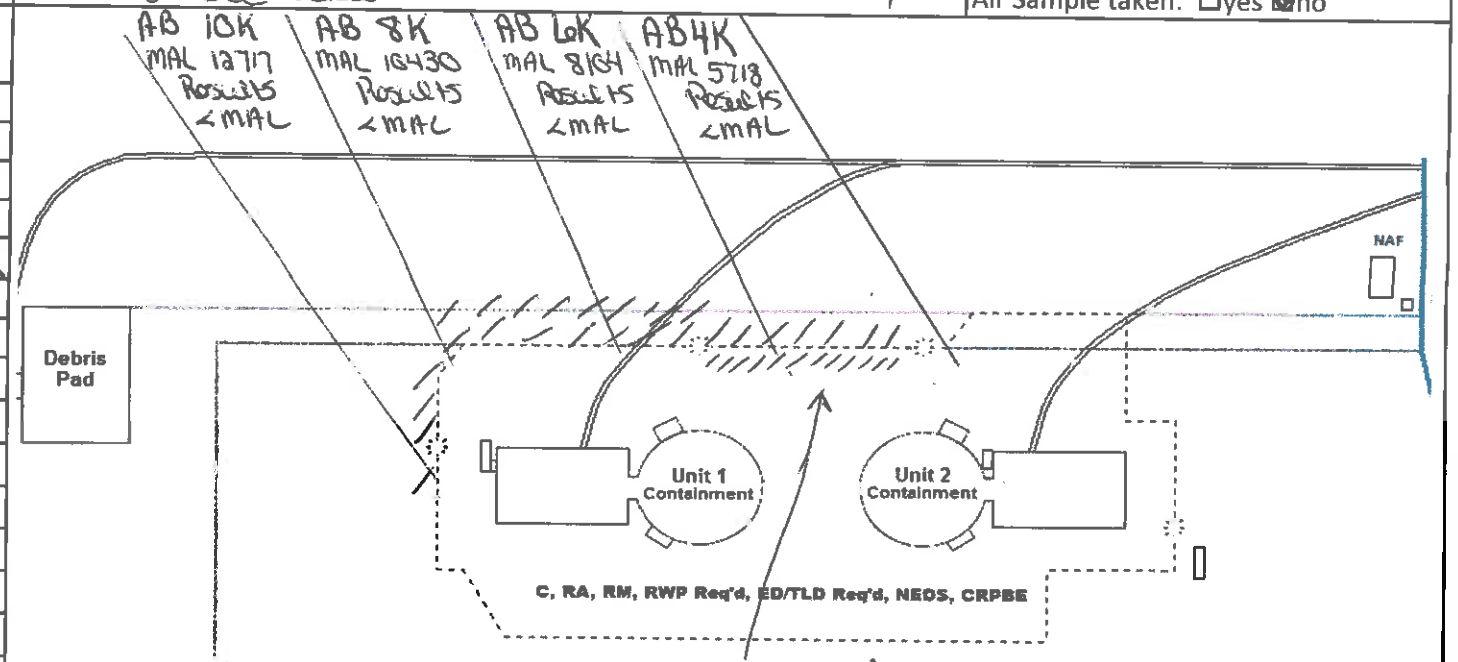

Also performed 2nd verification for fence move.

indicates area(s) where 44-10 survey was performed

AB - Average Background cpm

Peer Check (Signature): M McC

RPS Approval (Signature): [signature]

JM 10/9/17

Survey #: 2017-~~4511~~ 3511

Unit: N/A BLDG: 05 ELEV: 592'

Description: Pathway Contamination Survey Date: 10 / 6 / 17 Time: 10:15

Surveyor Name(s): (Print) J.McGuire (Sign) [signature]

ZIONSOLUTIONS

RWP: 2017 - 0 - 0003

Rad Posting: N/A

Air Sample taken: ☐yes ☒no

Dosimetry Placement: ☒ Chest ☐Head ☐Thigh ☐Other

Instrument Model	Serial #
M-12/44-10	302015
L-177	145871
Telepole	6614-007
N/A	N/A

All Smears and/or Large Area Swipes <1000 dpm/100cm² (unless noted below)

#	β-γ	α	#	β-γ	α	Masslinns Letter	β-γ
				N			
				/			
				A			

DRPs detected : ☒Yes ☐No ☐N/A

Purpose of Survey:
- ☐ RWP
- ☒ Routine
- ☐ Investigational
- ☐ Release
- ☐ Other (specify)

Comments:
- ☐ Decon Recommended
- ☐ Shielding Recommended
- ☐ Release Recommended
- ☒ None
- ☐ Other (specify)

- = Rad boundary
- * = Gamma dose rate
- (#) = Smear location
- △ = Air Sample
- *#/# = Contact/ 30cm dose rates
- = Large area swipe
- MAL = Minimum Action Level

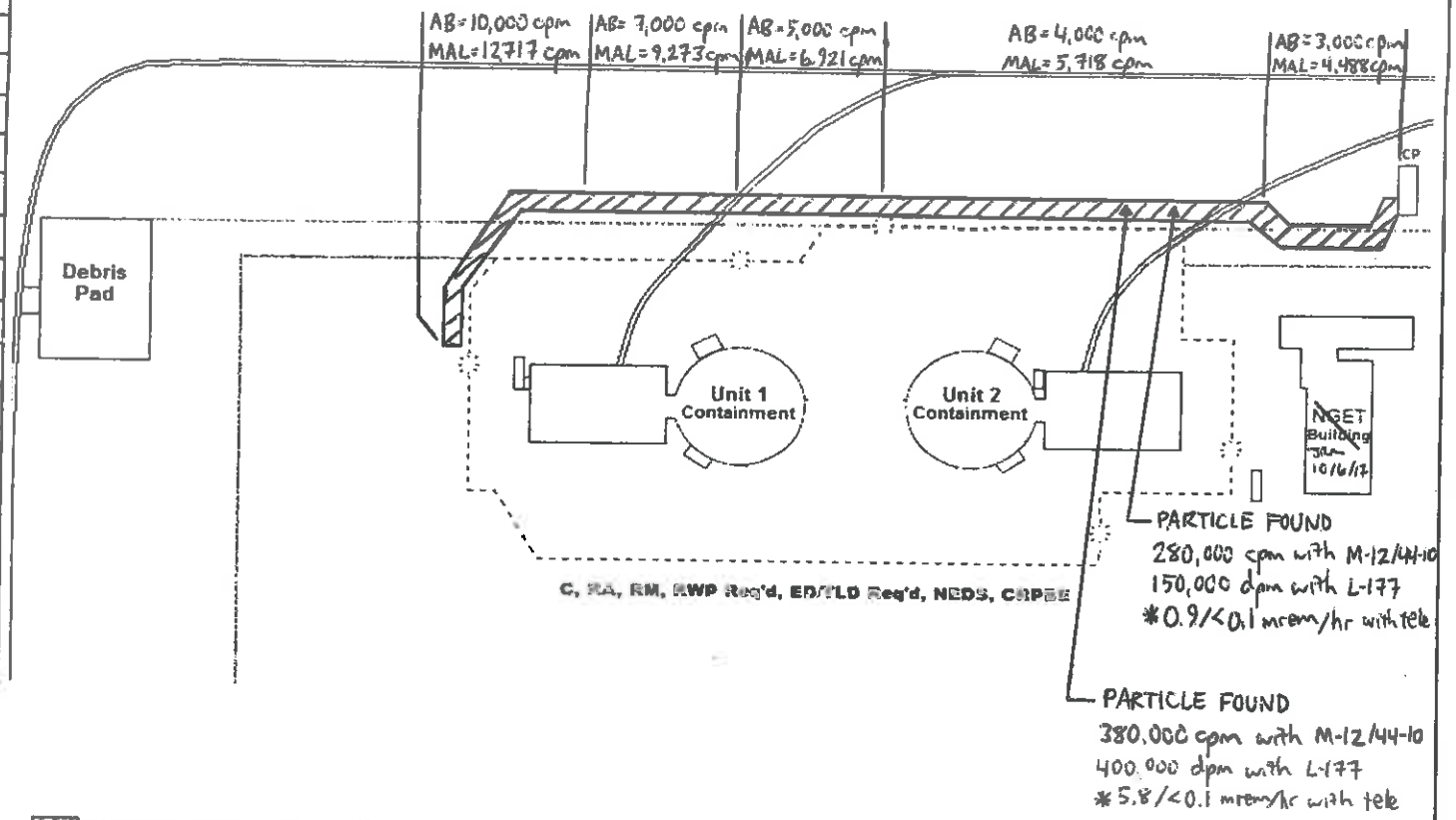

indicates area(s) where 44-10 survey was performed

Except as noted, all areas <MAL.

Particles exceeding MAL placed into rad trash. Areas thereafter <MAL.

Peer Check (Signature): [signature] RPS Approval (Signature): [signature]

Survey #: 2017-3543

Unit: 2 BLDG: o/s ELEV: 592'

Description: Unit 2 Daily Pathway Date: 10/9/17 Time: 1600

Surveyor Name(s): (Print) C. Terp (Sign) CL T

ZIONSOLUTIONS

RWP: 2017 - 0 - 0012

Rad Posting: N/A

Air Sample taken: ☐yes ☒no

Dosimetry Placement: ☒Chest ☐Head ☐Thigh ☐Other N/A

Instrument Model	Serial #
M12/44-10	302015
N/A	N/A

All Smears and/or Large Area Swipes <1000 dpm/100cm² (unless noted below)

#	β-γ	α	#	β-γ	α	Masslinns Letter	β-γ
				N			
					A		

DRPs detected: ☒Yes ☐No ☐N/A

Purpose of Survey:
- ☐ RWP
- ☒ Routine
- ☐ Investigational
- ☐ Release
- ☐ Other (specify)

Comments:
- ☐ Decon Recommended
- ☐ Shielding Recommended
- ☐ Release Recommended
- ☒ None
- ☐ Other (specify)

- - - - = Rad boundary
= Gamma dose rate
(#) = Smear location
△ = Air Sample
*## = Contact/ 30cm dose rates
LEC = Large area swipe
MAL = Minimum Action Level

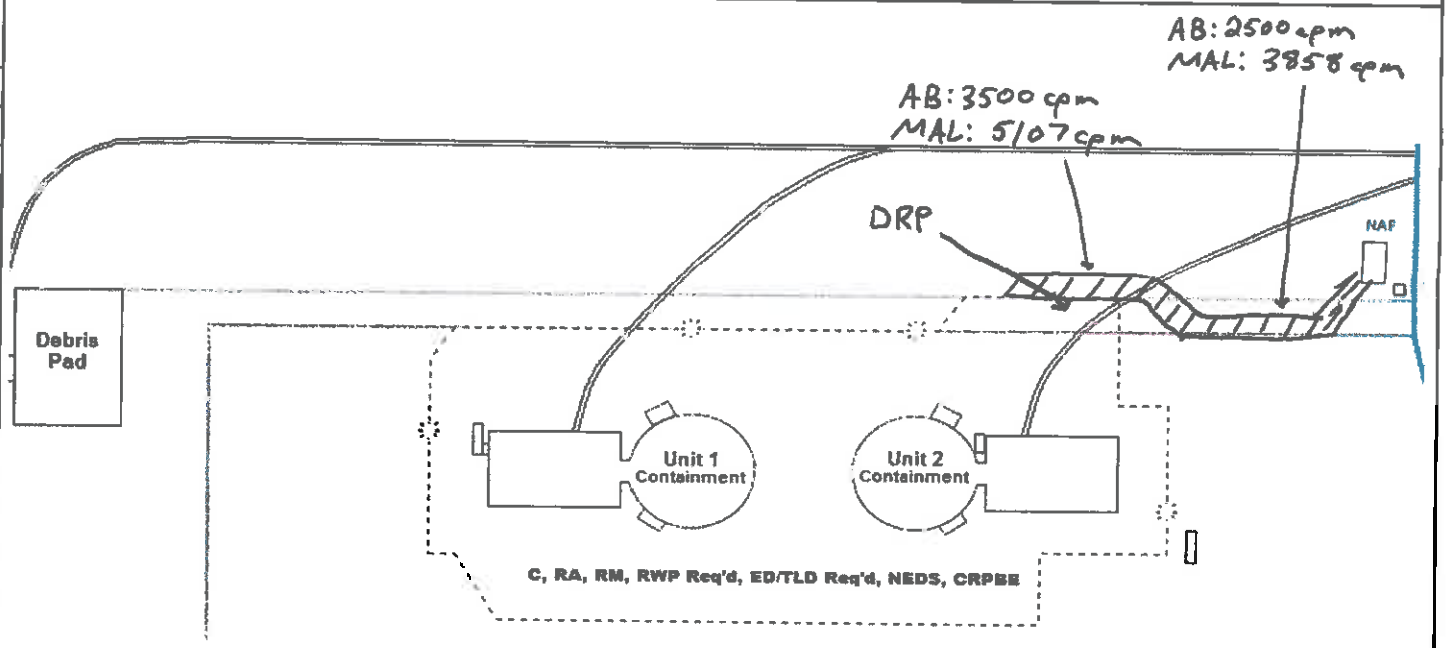

One DRP was found and disposed of in the unit 2 tent.
M12/44-10 - 90,000 cpm
M3 - 300,000 dpm

All other areas < MAL

▨ indicates area(s) where 44-10 survey was performed

AB - Average Background

Peer Check (Signature): [signature] RPS Approval (Signature): [signature]

Survey #: 2017 - 3566

Unit: 2 BLDG: O/S ELEV: 592'

Description: Unit 2 Daily Pathway Date: 10/10/17 Time: 0900

Surveyor Name(s): (Print) C. Terp (Sign) C. T

ZIONSOLUTIONS

RWP: 2017 - 0 - 0012

Rad Posting: N/A

Air Sample taken: ☐yes ☒no

Dosimetry Placement: ☒Chest ☐Head ☐Thigh ☐Other N/A

Instrument Model	Serial #
M12/44-10	302015
N/A	N/A

All Smears and/or Large Area Swipes <1000 dpm/100cm² (unless noted below)

#	β-γ	α	#	β-γ	α	Masslinns Letter	β-γ
				N			
					A		

DRPs detected: ☐Yes ☒No ☐N/A

Purpose of Survey:
- ☐ RWP
- ☒ Routine
- ☐ Investigational
- ☐ Release
- ☐ Other (specify)

Comments:
- ☐ Decon Recommended
- ☐ Shielding Recommended
- ☐ Release Recommended
- ☒ None
- ☐ Other (specify)

- = Rad boundary
- # = Gamma dose rate
- (#) = Smear location
- △ = Air Sample
- ##/## = Contact/ 30cm dose rates
- ABS = Large area swipe
- MAL = Minimum Action Level

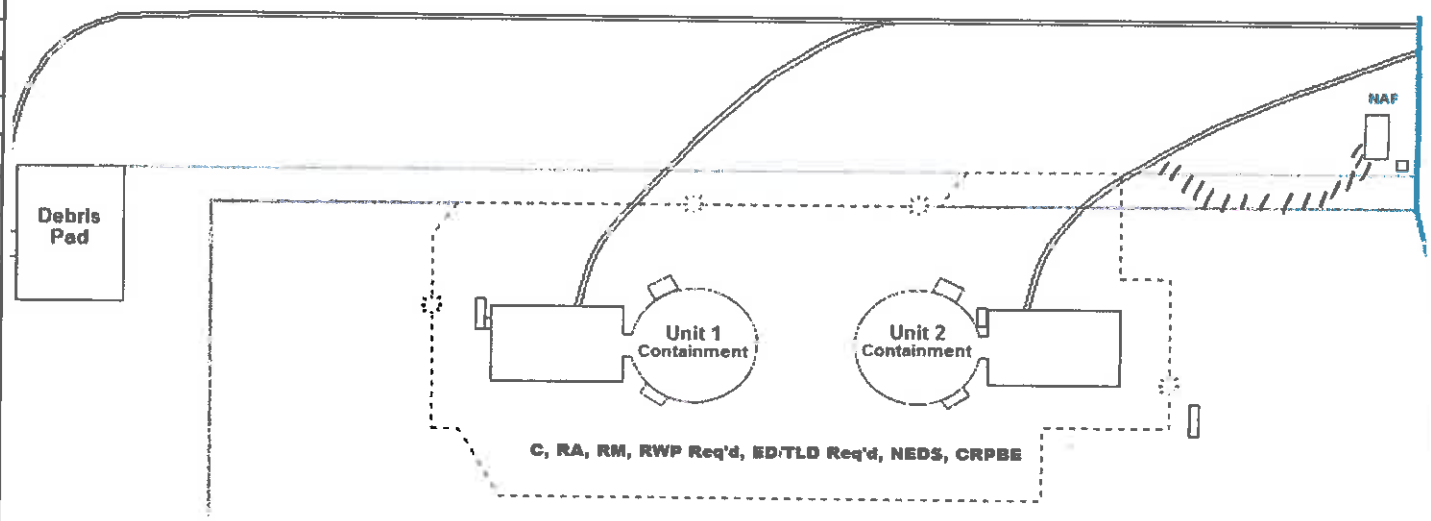

▨ indicates area(s) where 44-10 survey was performed

AB - Average Background: 2500 cpm

MAL: 3858 cpm

No counts above MAL

Peer Check (Signature): [signature]

RPS Approval (Signature): [signature]

Survey #: 2017 - 3572

Unit: N/A BLDG: N/A ELEV: 592'

Description: c/s walkway survey Date: 10/9/17 Time: 0730

Surveyor Name(s): (Print) John Reed (Sign) [signature]

ZIONSOLUTIONS

RWP: 2017 - 0 - 0012

Rad Posting: N/A

Air Sample taken: ☐yes ☒no

Dosimetry Placement: ☒ Chest ☐Head ☐Thigh ☐Other N/A

Instrument Model	Serial #
M12 / 44-10	274196
N/A	N/A

All Smears and/or Large Area Swipes <1000 dpm/100cm² (unless noted below)

#	β-γ	α	#	β-γ	α	Masslinns Letter	β-γ

N/A

DRPs detected : ☐Yes ☒No ☐N/A

Purpose of Survey:
- ☐ RWP
- ☒ Routine
- ☐ Investigational
- ☐ Release
- ☐ Other (specify)

Comments:
- ☐ Decon Recommended
- ☐ Shielding Recommended
- ☐ Release Recommended
- ☒ None
- ☐ Other (specify)

▪▪▪▪ = Rad boundary
= Gamma dose rate
(#) = Smear location
△ = Air Sample
*#/# = Contact/ 30cm dose rates
LAC = Large area swipe
MAL = Minimum Action Level

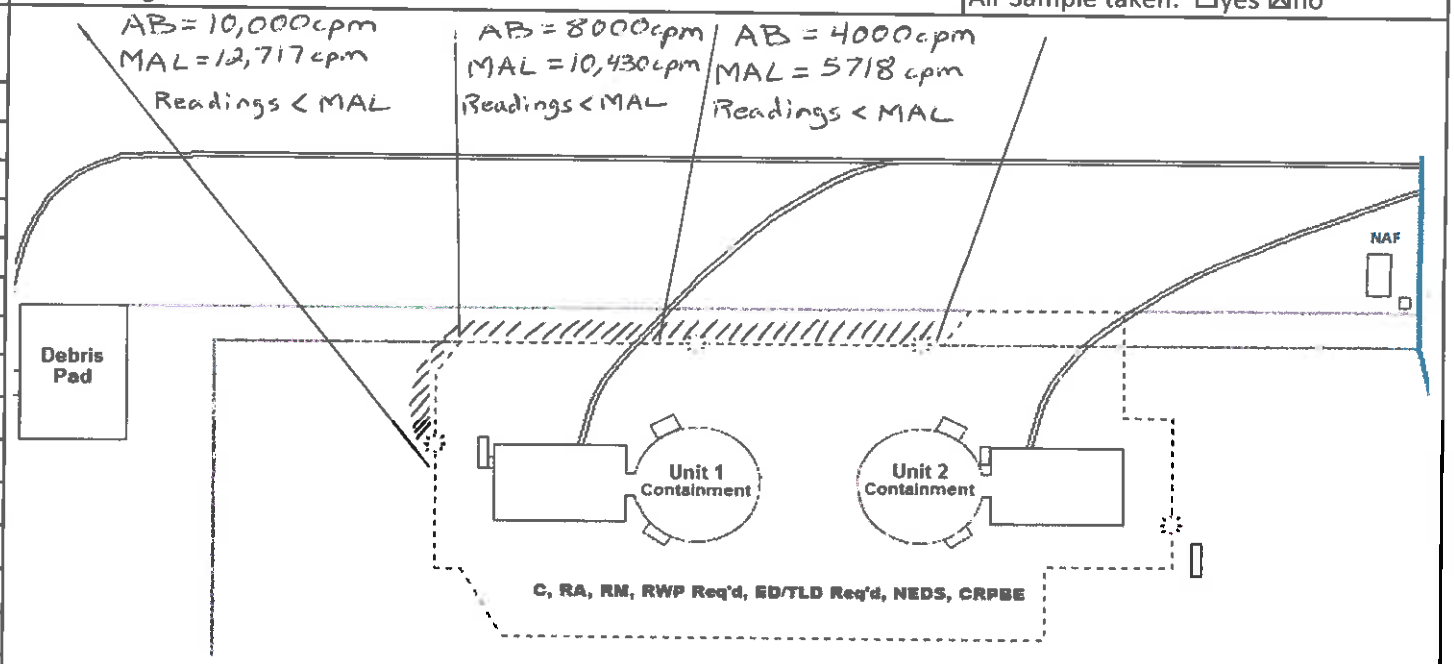

▨ indicates area(s) where 44-10 survey was performed

AB - Average Background

Peer Check (Signature): [signature] RPS Approval (Signature): [signature]

Survey #: 2017 - 3573

Unit: N/A BLDG: O/S ELEV: 592'

Description: O/S walkway survey Date: 10/10/17 Time: 0800

Surveyor Name(s): (Print) John Reed (Sign) John W. Reed

ZIONSOLUTIONS

RWP: 2017 - O - 0012

Rad Posting: N/A

Air Sample taken: ☐yes ☒no

Dosimetry Placement: ☒ Chest ☐Head ☐Thigh ☐Other N/A

Instrument Model	Serial #
M-12 / 44-10	302015
N/A	N/A

All Smears and/or Large Area Swipes <1000 dpm/100cm² (unless noted below)

#	β-γ	α	#	β-γ	α	Masslinns Letter	β-γ

N/A

DRPs detected : ☐Yes ☒No ☐N/A

Purpose of Survey:
- ☐ RWP
- ☒ Routine
- ☐ Investigational
- ☐ Release
- ☐ Other (specify)

Comments:
- ☐ Decon Recommended
- ☐ Shielding Recommended
- ☐ Release Recommended
- ☒ None
- ☐ Other (specify)

▪ ▪ ▪ ▪ = Rad boundary
= Gamma dose rate
(#) = Smear location
△ = Air Sample
*#/# = Contact/ 30cm dose rates
ABC = Large area swipe
MAL = Minimum Action Level

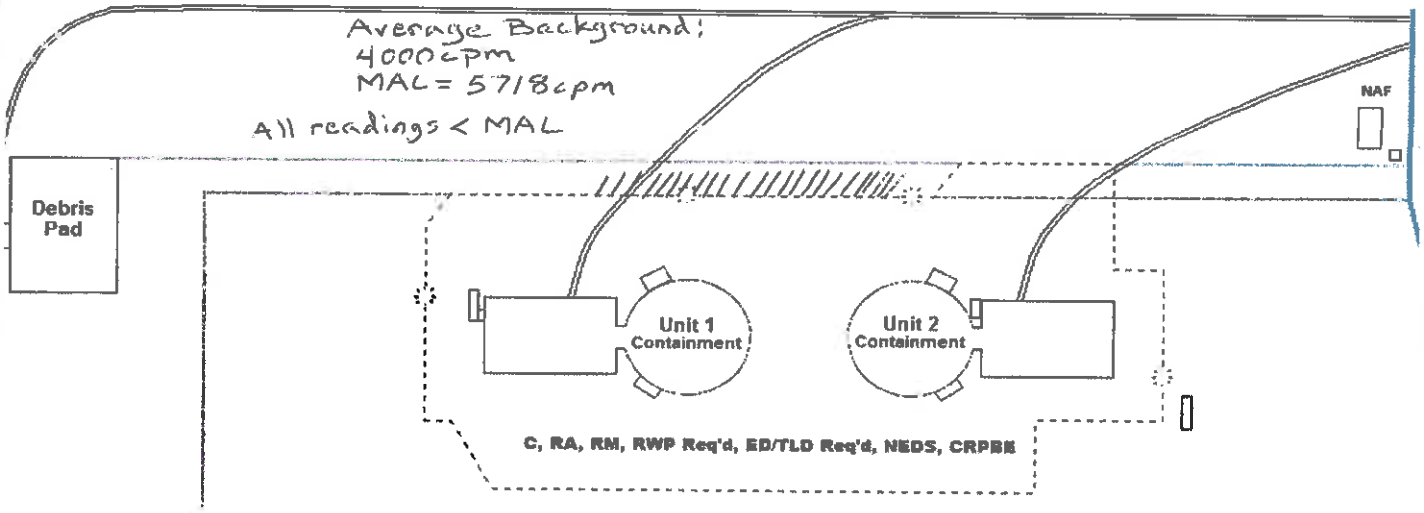

▨ indicates area(s) where 44-10 survey was performed

AB - Average Background

Peer Check (Signature): M. McC

RPS Approval (Signature): [signature]

Survey #: 2017-3620 | Description: U2 Pathway Daily | Date: 10/12/17 | Time: 1500

Unit: N/A BLDG: N/A ELEV: 592'

Surveyor Name(s): (Print) B. Goess/ (Sign)

ZIONSOLUTIONS

RWP: 2017 - 0-0012

Rad Posting: N/A

Air Sample taken: ☐yes ☒no

Dosimetry Placement: ☒Chest ☐Head ☐Thigh ☐Other N/A

Instrument Model	Serial #
M-12 / 44-10	901359
A	A
N	N

All Smears and/or Large Area Swipes <1000 dpm/100cm² (unless noted below)

#	β-γ	α	#	β-γ	α	Masslinns Letter	β-γ
					A		
			N				

DRPs detected: ☐Yes ☒No ☐N/A

Purpose of Survey:
- ☐ RWP
- ☒ Routine
- ☐ Investigational
- ☐ Release
- ☐ Other (specify)

Comments:
- ☐ Decon Recommended
- ☐ Shielding Recommended
- ☐ Release Recommended
- ☒ None
- ☐ Other (specify)

▪▪▪▪ = Rad boundary
= Gamma dose rate
(#) = Smear location
△ = Air Sample
*#/# = Contact/ 30cm dose rates
ABC = Large area swipe
MAL = Minimum Action Level

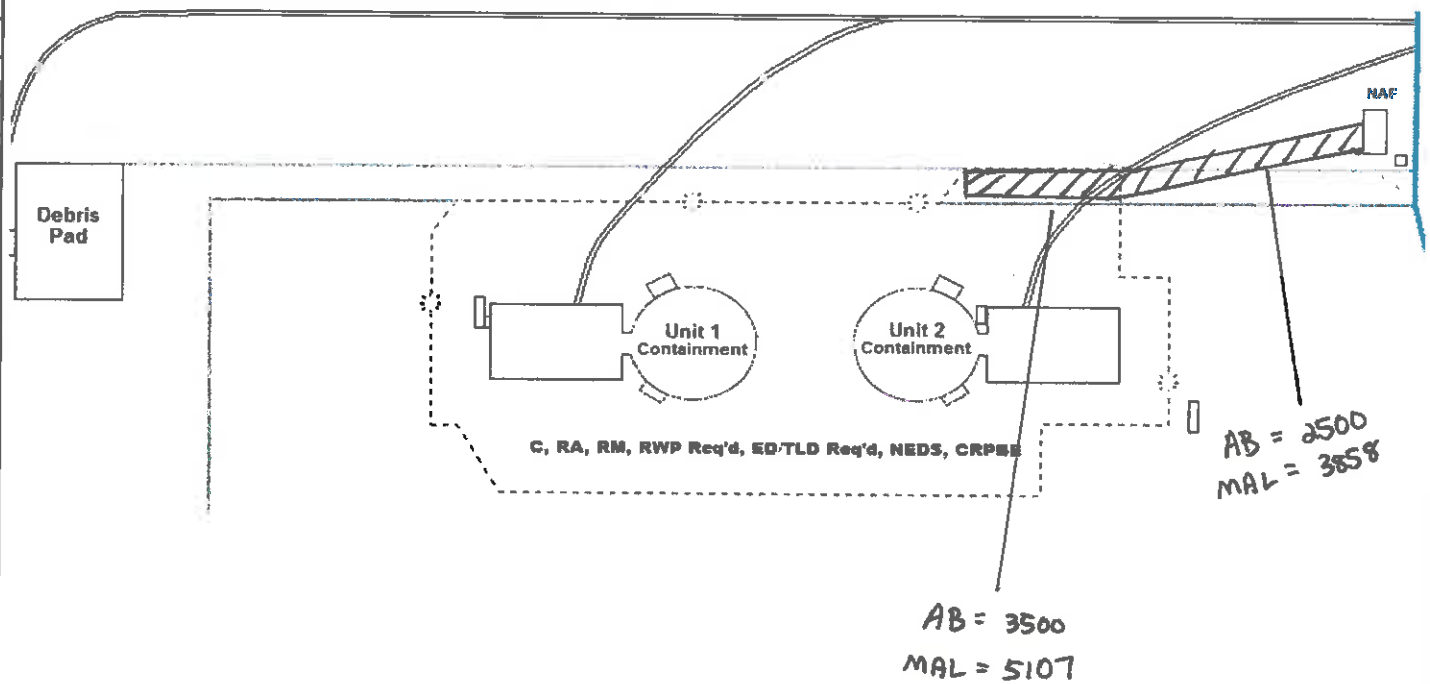

* No counts above MAL.

indicates area(s) where 44-10 survey was performed

AB - Average Background

Peer Check (Signature): Jm. Jm'c

RPS Approval (Signature):

Survey #: 2017-3655

Unit: 2 BLDG: O/S ELEV: 592'

Description: Unit 2 Daily Pathway Date: 10/16/17 Time: 0700

Surveyor Name(s): (Print) C. Terp (Sign) C. T.

ZIONSOLUTIONS LLC

RWP: 2017 - 0 - 0012

Rad Posting: N/A

Air Sample taken: ☐ yes ☒ no

Dosimetry Placement: ☒ Chest ☐ Head ☐ Thigh ☐ Other N/A

Instrument Model	Serial #
M12/44-10	302015
M3	284248
N/A	N/A

All Smears and/or Large Area Swipes <1000 dpm/100cm² (unless noted below)

#	β-γ	α	#	β-γ	α	Masslinns Letter	β-γ
				N			
					A		

DRPs detected: ☒ Yes ☐ No ☐ N/A

Purpose of Survey:
- ☐ RWP
- ☒ Routine
- ☐ Investigational
- ☐ Release
- ☐ Other (specify)

Comments:
- ☐ Decon Recommended
- ☐ Shielding Recommended
- ☐ Release Recommended
- ☒ None
- ☐ Other (specify)

▪▪▪▪ = Rad boundary
= Gamma dose rate
(#) = Smear location
△ = Air Sample
*## = Contact/ 30cm dose rates
LAS = Large area swipe
MAL = Minimum Action Level

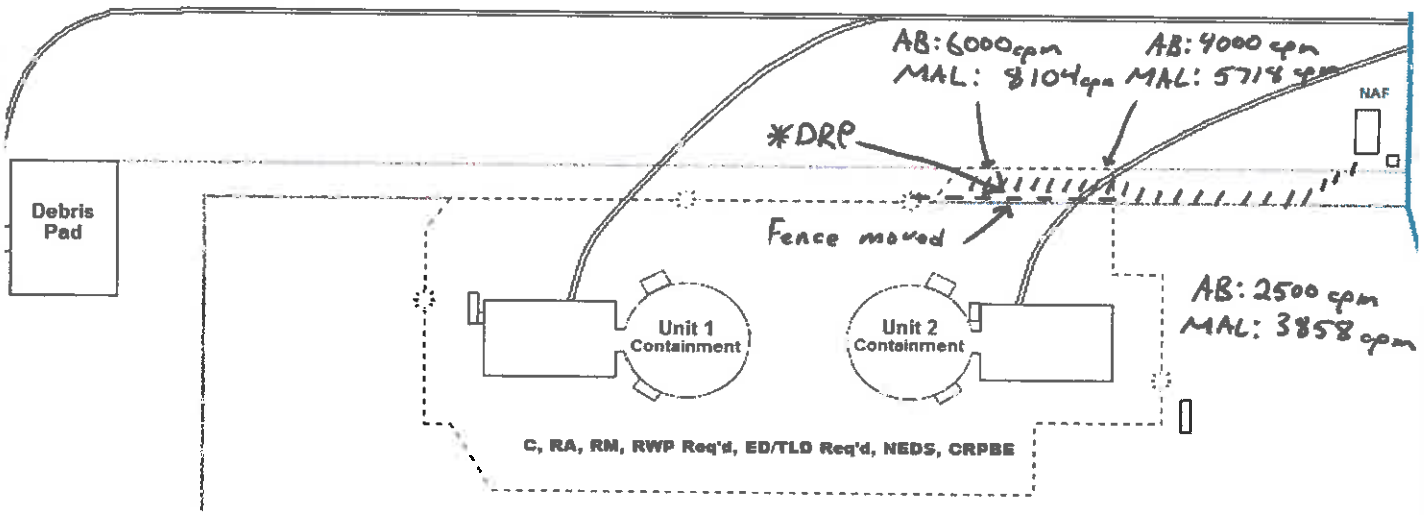

*DRP located and disposed of in RCA
M12/44-10: 80,000 cpm
M3: 25,000 dpm
All other areas - no counts above MAL

▨ indicates area(s) where 44-10 survey was performed

AB - Average Background

Peer Check (Signature): _____ RPS Approval (Signature): _____

Survey #: 2017-3656

Unit: 2 BLDG: O/S ELEV: 592'

Description: Unit 2 Daily Pathway Date: 10/17/17 Time: 0700

Surveyor Name(s): (Print) C. Terp (Sign) C. T.

ZIONSOLUTIONS LLC

RWP: 2017 - O - 0012

Rad Posting: N/A

Air Sample taken: ☐yes ☒no

Dosimetry Placement: ☒ Chest ☐Head ☐Thigh ☐Other N/A

Instrument Model	Serial #
M12 44.10	302015
N/A	N/A

All Smears and/or Large Area Swipes <1000 dpm/100cm² (unless noted below)

#	β-γ	α	#	β-γ	α	Masslinns Letter	β-γ
			N		A		

DRPs detected : ☐Yes ☒No ☐N/A

Purpose of Survey:
- ☐ RWP
- ☒ Routine
- ☐ Investigational
- ☐ Release
- ☐ Other (specify)

Comments:
- ☐ Decon Recommended
- ☐ Shielding Recommended
- ☐ Release Recommended
- ☒ None
- ☐ Other (specify)

▪▪▪▪ = Rad boundary
= Gamma dose rate
(#) = Smear location
△ = Air Sample
*#/# = Contact/ 30cm dose rates
ABC = Large area swipe
MAL = Minimum Action Level

AB: 2500cpm
MAL: 3858 cpm

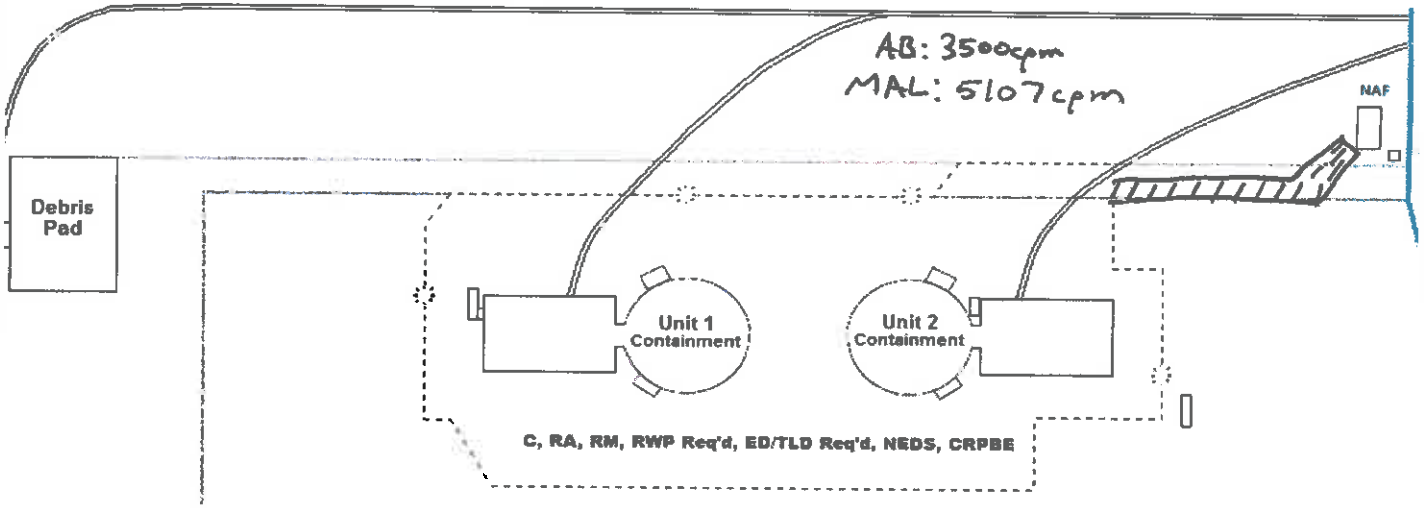

▨ Indicates area(s) where 44-10 survey was performed

AB - Average Background

No counts above MAL

Peer Check (Signature): _____ RPS Approval (Signature): _____

Survey #: 2017 - 36663

Unit: 1 BLDG: O/S ELEV: 592'

Description: O/S Daily Walkway Date: 10/17/17 Time: 1400

Surveyor Name(s): (Print) John Reed (Sign) [signature]

ZIONSOLUTIONS

RWP: 2017 - 0 - 0012

Rad Posting: N/A

Air Sample taken: ☐yes ☒no

Dosimetry Placement: ☒ Chest ☐Head ☐Thigh ☐Other N/A

Instrument Model	Serial #
M12 / 44-10	302015
N/A	N/A

All Smears and/or Large Area Swipes <1000 dpm/100cm² (unless noted below)

#	β-γ	α	#	β-γ	α	Masslinns Letter	β-γ

DRPs detected : ☐Yes ☒No ☐N/A

Purpose of Survey:
- ☐ RWP
- ☒ Routine
- ☐ Investigational
- ☐ Release
- ☐ Other (specify)

Comments:
- ☐ Decon Recommended
- ☐ Shielding Recommended
- ☐ Release Recommended
- ☒ None
- ☐ Other (specify)

▪▪▪▪ = Rad boundary
= Gamma dose rate
(#) = Smear location
△ = Air Sample
*#/# = Contact/ 30cm dose rates
ABC = Large area swipe
MAL = Minimum Action Level

AB = 5000 cpm
MAL = 6921 cpm
All readings < MAL

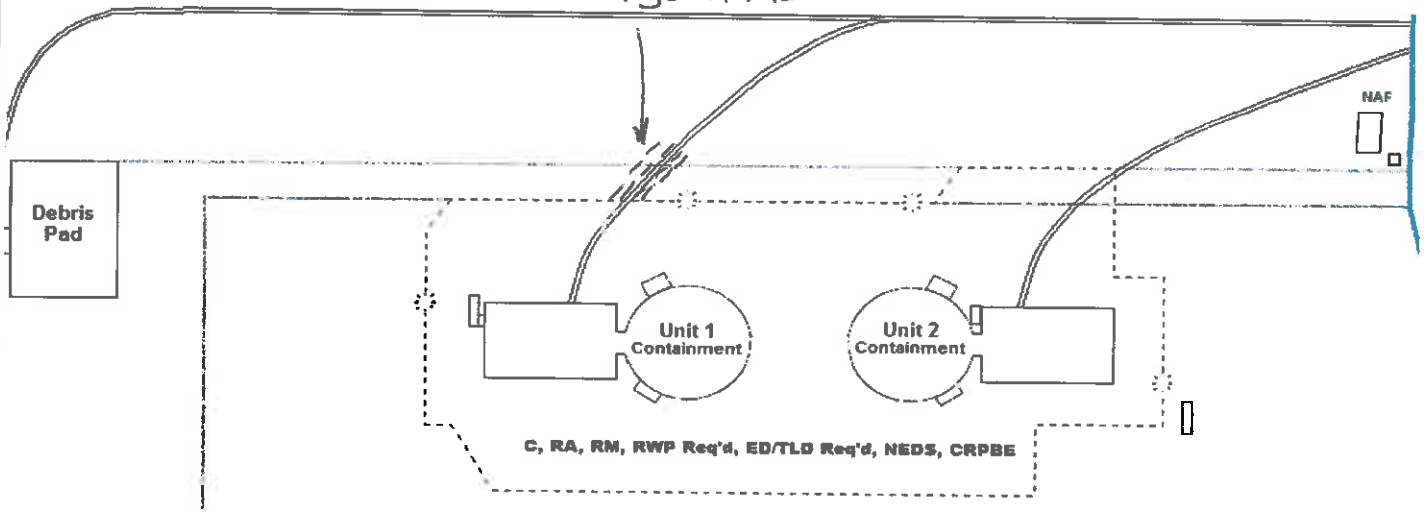

▨ indicates area(s) where 44-10 survey was performed

AB - Average Background

Peer Check (Signature): [signature] RPS Approval (Signature): [signature]

Survey #: 2017-3691

Unit: N/A BLDG: O/S ELEV: 592

Description: O/S Walkway Survey Date: 10/18/17 Time: 1400

Surveyor Name(s): (Print) John Reed (Sign) [signature]

ZIONSOLUTIONS

RWP: 2017 - 0 - 0012

Rad Posting: N/A

Air Sample taken: ☐yes ☒no

Dosimetry Placement: ☒ Chest ☐Head ☐Thigh ☐Other N/A

Instrument Model	Serial #
M12/44-10	274196
N/A	N/A

All Smears and/or Large Area Swipes <1000 dpm/100cm² (unless noted below)

#	β-γ	α	#	β-γ	α	Masslinns Letter	β-γ

DRPs detected : ☐Yes ☒No ☐N/A

Purpose of Survey:
- ☐ RWP
- ☒ Routine
- ☐ Investigational
- ☐ Release
- ☐ Other (specify)

Comments:
- ☐ Decon Recommended
- ☐ Shielding Recommended
- ☐ Release Recommended
- ☒ None
- ☐ Other (specify)

- = Rad boundary
- # = Gamma dose rate
- (#) = Smear location
- △ = Air Sample
- ### = Contact/ 30cm dose rates
- ABC = Large area swipe
- MAL = Minimum Action Level

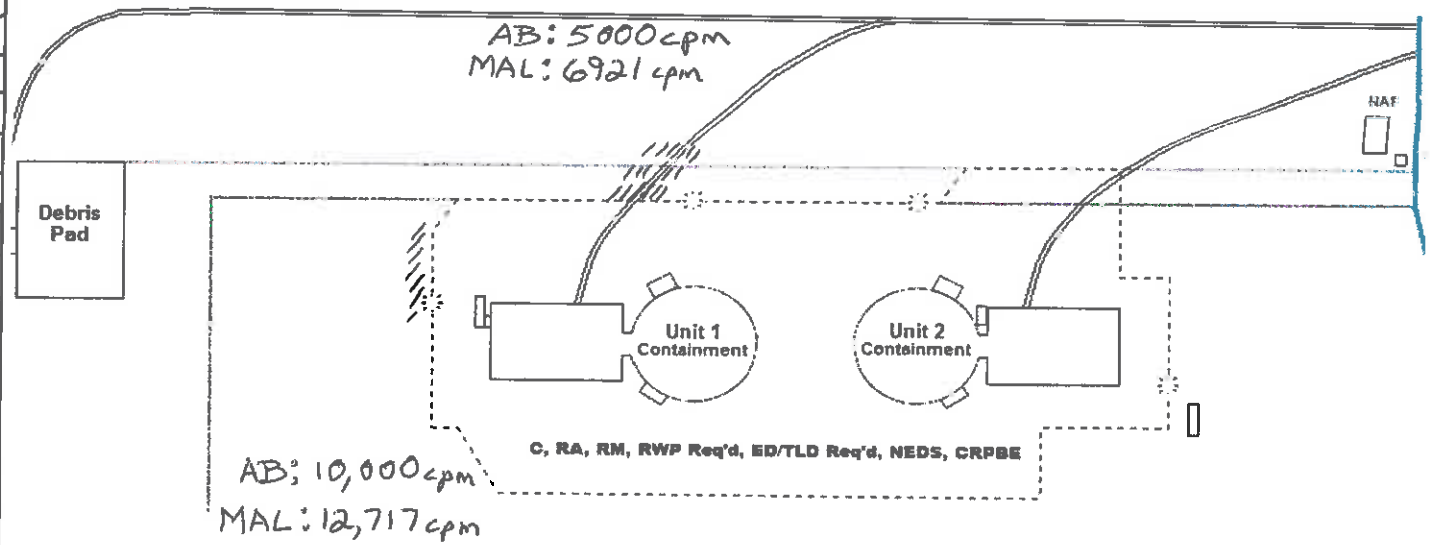

All readings were less than the applicable MAL.

▨ indicates area(s) where 44-10 survey was performed

AB - Average Background

Peer Check (Signature): [signature] RPS Approval (Signature): [signature]

Survey #: 2017-3730

Unit: 2 BLDG: O/S ELEV: 592'

Description: Unit 2 Daily Pathway Date: 10/19/17 Time: 0900

Surveyor Name(s): (Print) C. Terp (Sign) C. T

ZIONSOLUTIONS

RWP: 2017 - 0 - 0012

Rad Posting: N/A

Air Sample taken: ☐yes ☒no

Dosimetry Placement: ☒ Chest ☐Head ☐Thigh ☐Other N/A

Instrument Model	Serial #
M12/44-10	302015
N/A	N/A

All Smears and/or Large Area Swipes <1000 dpm/100cm² (unless noted below)

#	β-γ	α	#	β-γ	α
				N	
					A

Masslinns

Letter	β-γ

DRPs detected : ☐Yes ☒No ☐N/A

Purpose of Survey:
- ☐ RWP
- ☒ Routine
- ☐ Investigational
- ☐ Release
- ☐ Other (specify)

Comments:
- ☐ Decon Recommended
- ☐ Shielding Recommended
- ☐ Release Recommended
- ☒ None
- ☐ Other (specify)

- - - - = Rad boundary
= Gamma dose rate
(#) = Smear location
△ = Air Sample
*#/# = Contact/ 30cm dose rates
ABC = Large area swipe
MAL = Minimum Action Level

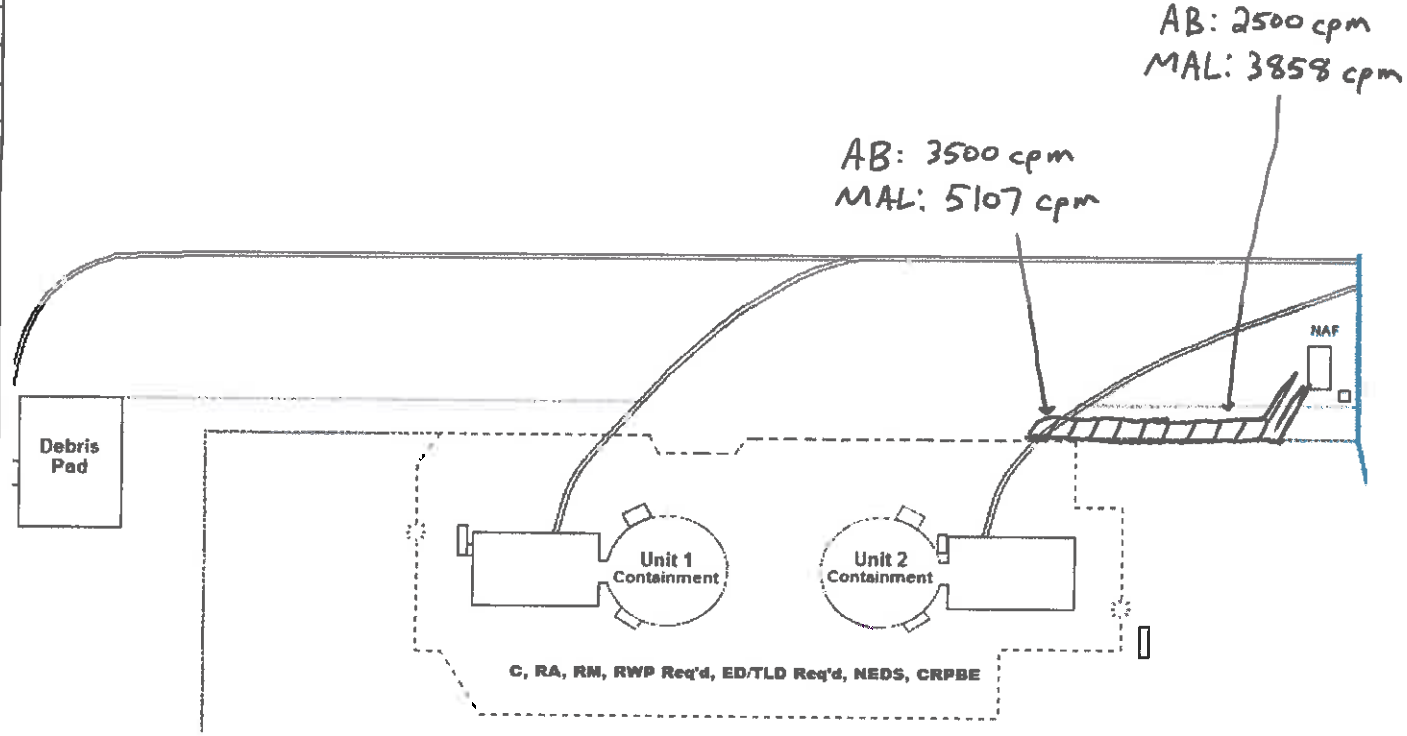

▨ indicates area(s) where 44-10 survey was performed

AB - Average Background

No counts above MAL

Peer Check (Signature): [signature] RPS Approval (Signature): [signature]

Survey #: 2017-3731

Unit: 2 BLDG: O/S ELEV: 592'

Description: Unit 2 Daily Pathway Date: 10/18/17 Time: 0700

Surveyor Name(s): (Print) C. Terp (Sign) C. T.

ZIONSOLUTIONS

RWP: 2017 - 0 - 0012

Rad Posting: N/A

Air Sample taken: ☐yes ☒no

Dosimetry Placement: ☒Chest ☐Head ☐Thigh ☐Other N/A

Instrument Model	Serial #
M12/44-10	302015
N/A	N/A

All Smears and/or Large Area Swipes

<1000 dpm/100cm² (unless noted below)

#	β-γ	α	#	β-γ	α	Masslinns Letter	β-γ
				N			
					A		

DRPs detected : ☐Yes ☒No ☐N/A

Purpose of Survey:
- ☐ RWP
- ☒ Routine
- ☐ Investigational
- ☐ Release
- ☐ Other (specify)

Comments:
- ☐ Decon Recommended
- ☐ Shielding Recommended
- ☐ Release Recommended
- ☒ None
- ☐ Other (specify)

- - - - = Rad boundary
- # = Gamma dose rate
- (#) = Smear location
- △ = Air Sample
- *## = Contact/ 30cm dose rates
- ABC = Large area swipe
- MAL = Minimum Action Level

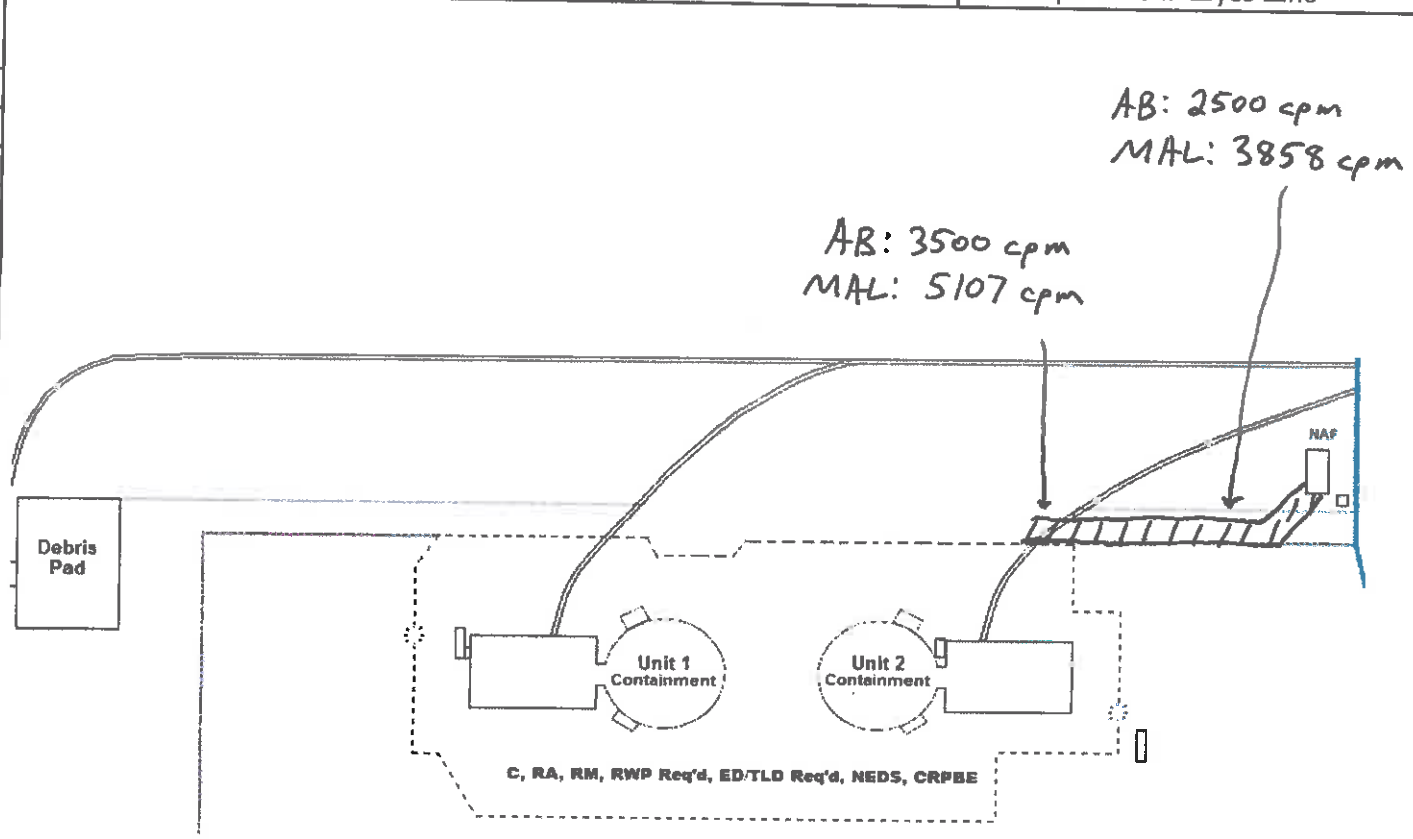

▨ indicates area(s) where 44-10 survey was performed

AB - Average Background

No counts above MAL

Peer Check (Signature): [signature] RPS Approval (Signature): [signature]

Survey #: 2017-3740

Description: U-1 O/S WALKWAY FOR 10-19 Date: 10/20/17 Time: 0730

Unit: N/A BLDG: N/A ELEV: N/A

Surveyor Name(s): (Print) P. ARCHER (Sign) P Archer

ZIONSOLUTIONS LLC

RWP: 2017 - 0 - 0012

Rad Posting: N/A

Air Sample taken: ☐yes ☒no

Dosimetry Placement: ☒ Chest ☐Head ☐Thigh ☐Other N/A

Instrument Model	Serial #
M-12-/44-10	274196
N/A	

All Smears and/or Large Area Swipes
<1000 dpm/100cm² (unless noted below)

#	β-γ	α	#	β-γ	α	Masslinns Letter	β-γ

N/A

RPs detected: ☐Yes ☒No ☐N/A

Purpose of Survey:
- ☐ RWP
- ☒ Routine
- ☐ Investigational
- ☐ Release
- ☐ Other (specify)

Comments:
- ☐ Decon Recommended
- ☐ Shielding Recommended
- ☐ Release Recommended
- ☒ None
- ☐ Other (specify)

- - - = Rad boundary
- # = Gamma dose rate
- = Smear location
- = Air Sample
- *#/# = Contact/ 30cm dose rates
- ABC = Large area swipe
- MAL = Minimum Action Level

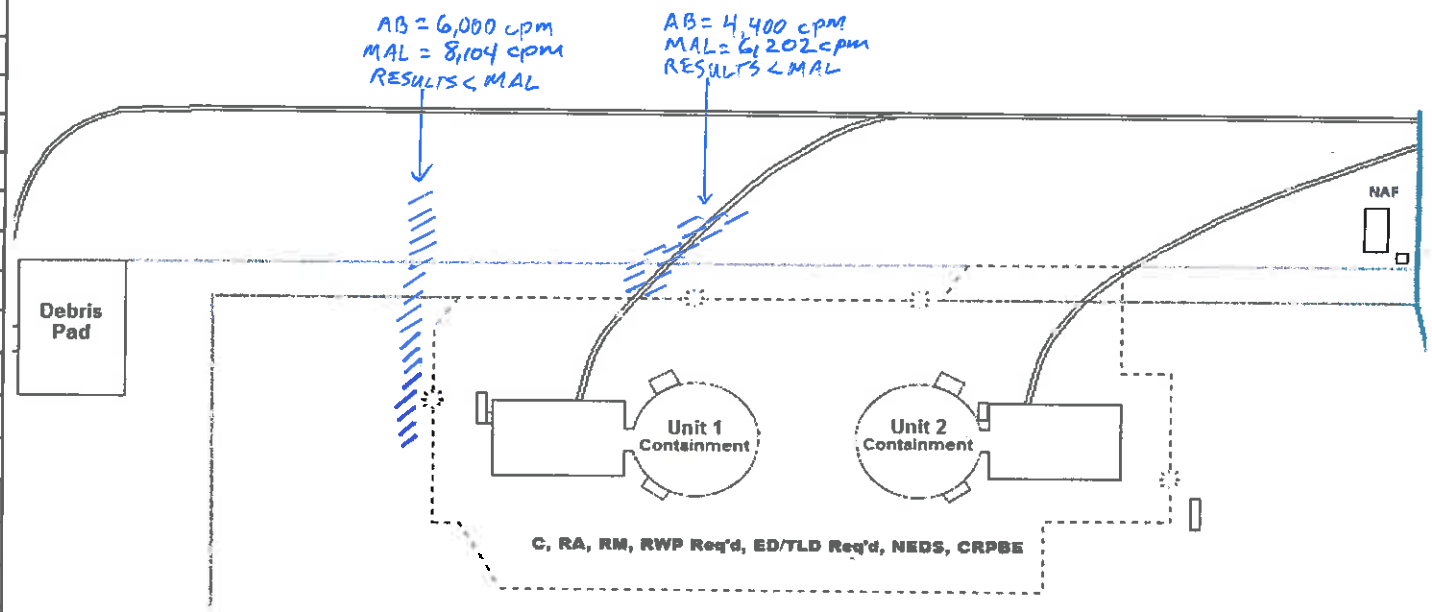

indicates area(s) where 44-10 survey was performed

AB - Average Background

Peer Check (Signature): [signature] RPS Approval (Signature): [signature]

Survey #: 2017-3755 Description: U-1 C/S WALKWAY Date: 10/20/17 Time: 1515

Unit: N/A BLDG: N/A ELEV: N/A Surveyor Name(s): (Print) P. ARCHER (Sign) [signature]

ZIONSOLUTIONS LLC

RWP: 2017 - 0 - 0012 Rad Posting: SEE MAP Air Sample taken: ☐yes ☒no

Dosimetry Placement: ☒ Chest ☐Head ☐Thigh ☐Other N/A

Instrument Model	Serial #
M-12/44.10	274196
N/A	

All Smears and/or Large Area Swipes <1000 dpm/100cm² (unless noted below)

#	β-γ	α	#	β-γ	α	Masslinns Letter	β-γ
				N/A			

DRPs detected : ☐Yes ☒No ☐N/A

Purpose of Survey:
- ☐ RWP
- ☒ Routine
- ☐ Investigational
- ☐ Release
- ☐ Other (specify)

Comments:
- ☐ Decon Recommended
- ☐ Shielding Recommended
- ☐ Release Recommended
- ☒ None
- ☐ Other (specify)

▪▪▪▪ = Rad boundary
= Gamma dose rate
(#) = Smear location
△ = Air Sample
*### = Contact/ 30cm dose rates
ABC = Large area swipe
MAL = Minimum Action Level

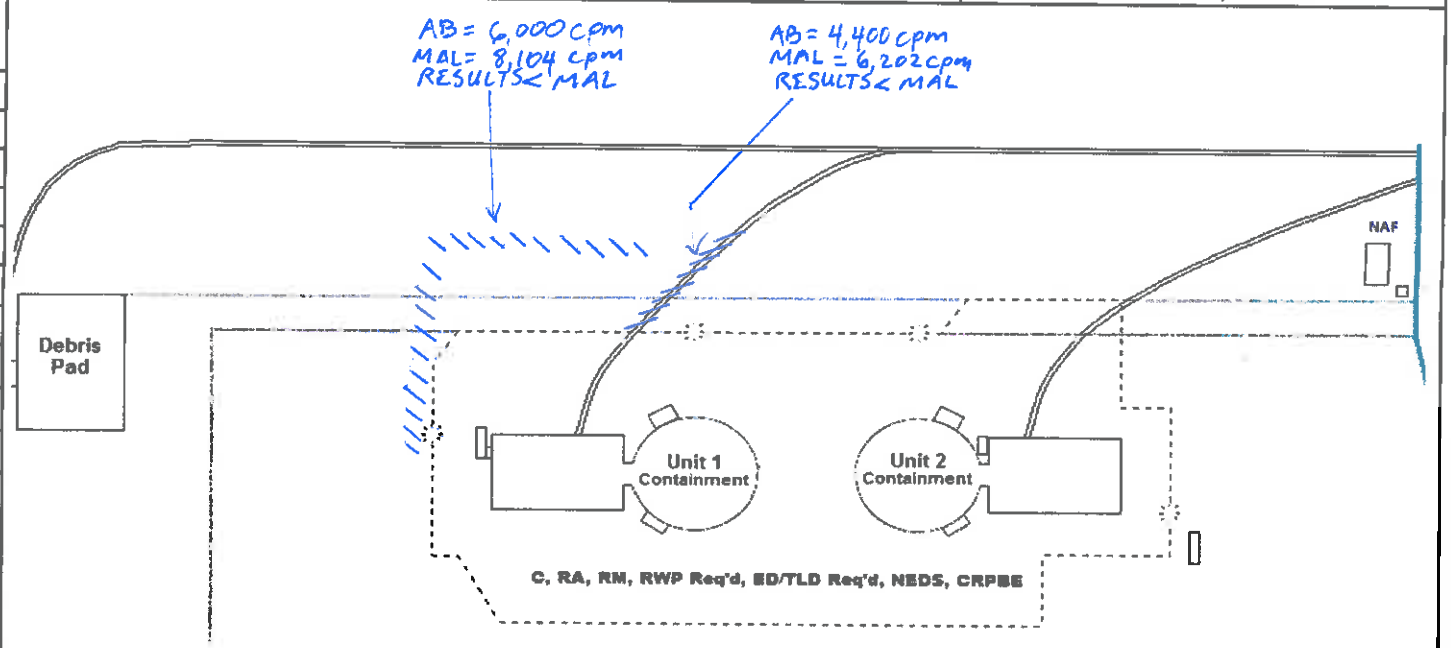

▨ indicates area(s) where 44-10 survey was performed

AB - Average Background

Peer Check (Signature): [signature] RPS Approval (Signature): [signature]

Survey #: 2017-3790

Unit: 2 BLDG: o/s ELEV: 592'

Description: Unit 2 Daily Pathway Date: 10/23/17 Time: 1500

Surveyor Name(s): (Print) C. Terp (Sign) C. T.

ZIONSOLUTIONS

RWP: 2017 - 0 - 0012

Rad Posting: N/A

Air Sample taken: ☐yes ☒no

Dosimetry Placement: ☒ Chest ☐Head ☐Thigh ☐Other N/A

Instrument Model	Serial #
M12/44.10	302015
N/A	N/A

All Smears and/or Large Area Swipes <1000 dpm/100cm² (unless noted below)

#	β-γ	α	#	β-γ	α	Masslinns Letter	β-γ
				N	A		

DRPs detected : ☐Yes ☒No ☐N/A

Purpose of Survey:
- ☐ RWP
- ☒ Routine
- ☐ Investigational
- ☐ Release
- ☐ Other (specify)

Comments:
- ☐ Decon Recommended
- ☐ Shielding Recommended
- ☐ Release Recommended
- ☒ None
- ☐ Other (specify)

- = Rad boundary
- # = Gamma dose rate
- (#) = Smear location
- △ = Air Sample
- *## = Contact/ 30cm dose rates
- ABC = Large area swipe
- MAL = Minimum Action Level

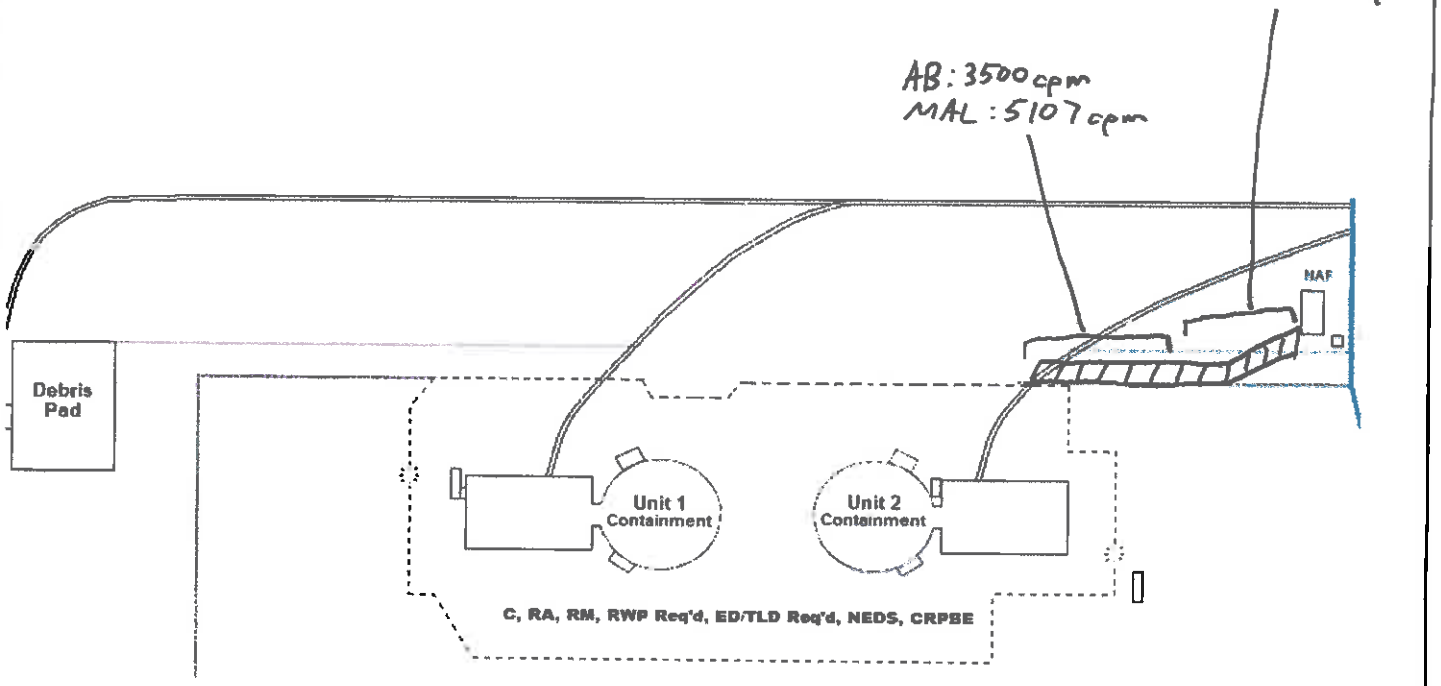

indicates area(s) where 44-10 survey was performed

AB - Average Background

No counts above MAL

Peer Check (Signature): [signature] RPS Approval (Signature): [signature]

Survey #: 2017-3832 Description: U-1 O/S WALKWAY Date: 10/25/17 Time: 1600

Unit: N/A BLDG: N/A ELEV: N/A Surveyor Name(s): (Print) PATRICK ARCHER (Sign)

ZIONSOLUTIONS

RWP: 2017 - 0 - 0012 Rad Posting: SEE MAP Air Sample taken: ☐yes ☒no

Dosimetry Placement: ☒ Chest ☐Head ☐Thigh ☐Other N/A

Instrument Model	Serial #
M-12 / 44-10	274196
N/A	

All Smears and/or Large Area Swipes <1000 dpm/100cm² (unless noted below)

#	β-γ	α	#	β-γ	α	Masslinns Letter	β-γ
N/A							

DRPs detected : ☐Yes ☒No ☐N/A

Purpose of Survey:
- ☐ RWP
- ☒ Routine
- ☐ Investigational
- ☐ Release
- ☐ Other (specify)

Comments:
- ☐ Decon Recommended
- ☐ Shielding Recommended
- ☐ Release Recommended
- ☒ None
- ☐ Other (specify)

▪▪▪▪ = Rad boundary
= Gamma dose rate
(#) = Smear location
△ = Air Sample
*### = Contact/ 30cm dose rates
ABC = Large area swipe
MAL = Minimum Action Level

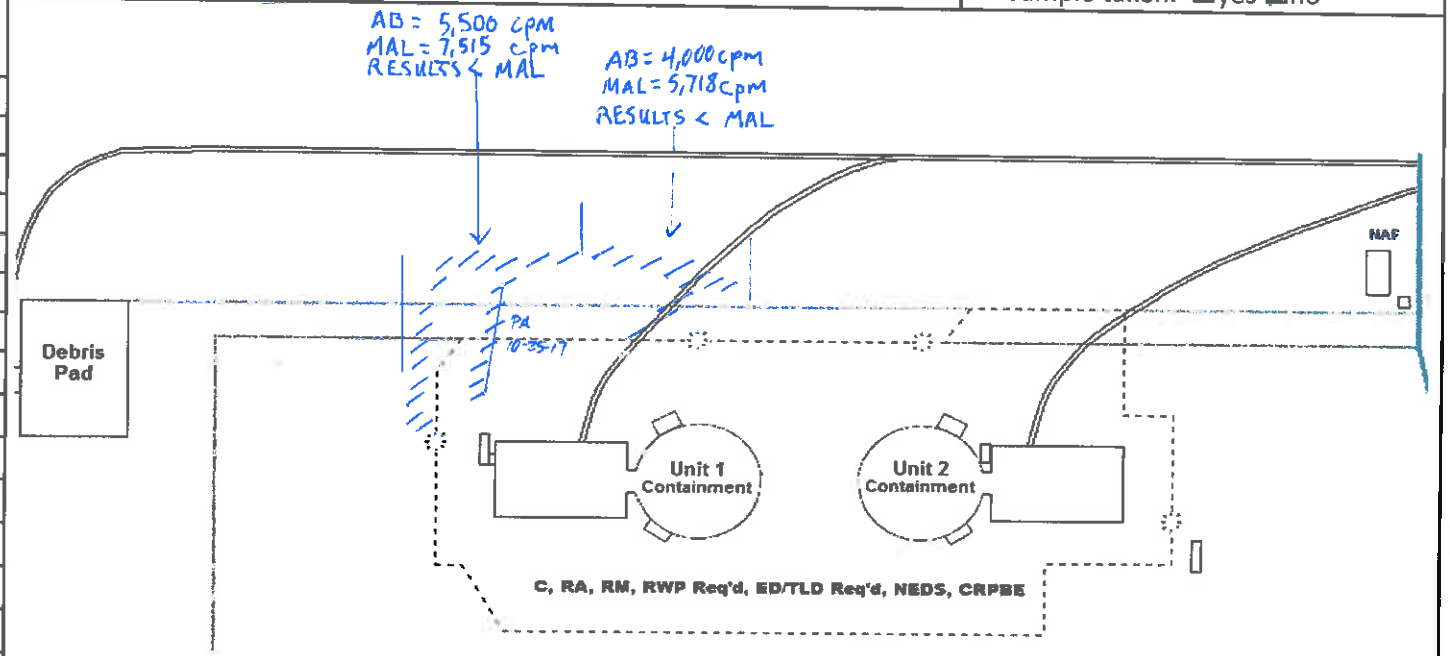

▨ indicates area(s) where 44-10 survey was performed

AB - Average Background

Peer Check (Signature): Lynn Lindemann RPS Approval (Signature):

Survey #: 2017-3857

Unit: 2 BLDG: O/S ELEV: 592'

Description: Unit 2 Daily Pathway Date: 10/25/17 Time: 1000

Surveyor Name(s): (Print) C. Terp (Sign) C. T

ZIONSOLUTIONS LLC

RWP: 2017 - 0 - 0012

Rad Posting: N/A

Air Sample taken: ☐yes ☒no

Dosimetry Placement: ☒Chest ☐Head ☐Thigh ☐Other N/A

Instrument Model	Serial #
M12/44.10	289980
N/A	N/A

All Smears and/or Large Area Swipes <1000 dpm/100cm² (unless noted below)

#	β-γ	α	#	β-γ	α	Masslinns Letter	β-γ
				N			
					A		

DRPs detected : ☐Yes ☒No ☐N/A

Purpose of Survey:
- ☐ RWP
- ☒ Routine
- ☐ Investigational
- ☐ Release
- ☐ Other (specify)

Comments:
- ☐ Decon Recommended
- ☐ Shielding Recommended
- ☐ Release Recommended
- ☒ None
- ☐ Other (specify)

- - - - = Rad boundary
= Gamma dose rate
(#) = Smear location
△ = Air Sample
*### = Contact/ 30cm dose rates
ABC = Large area swipe
MAL = Minimum Action Level

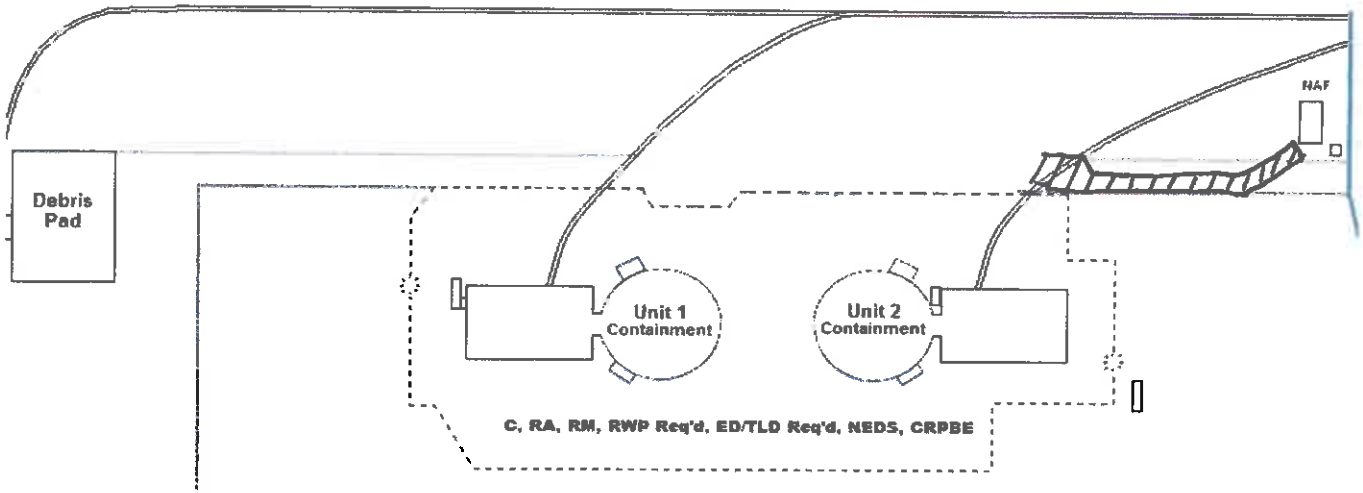

▨ indicates area(s) where 44-10 survey was performed

AB - Average Background : 2500cpm

MAL: 3858 cpm

No counts above MAL

Peer Check (Signature): [signature] RPS Approval (Signature): [signature]

Survey #: 2017- 3858

Unit: 2 BLDG: 0/5 ELEV: 592'

Description: Unit 2 Daily Pathway Date: 10/26/17 Time: 1500

Surveyor Name(s): (Print) C. Terp (Sign) C. T

ZIONSOLUTIONS

RWP: 2017 - 0 - 0012

Rad Posting: N/A

Air Sample taken: ☐yes ☒no

Dosimetry Placement: ☒Chest ☐Head ☐Thigh ☐Other N/A

Instrument Model	Serial #
M12/44-10	289980
N/A	N/A

All Smears and/or Large Area Swipes <1000 dpm/100cm² (unless noted below)

#	β-γ	α	#	β-γ	α	Masslinns Letter	β-γ
				N	A		

DRPs detected : ☐Yes ☒No ☐N/A

Purpose of Survey:
- ☐ RWP
- ☒ Routine
- ☐ Investigational
- ☐ Release
- ☐ Other (specify)

Comments:
- ☐ Decon Recommended
- ☐ Shielding Recommended
- ☐ Release Recommended
- ☒ None
- ☐ Other (specify)

- - - - = Rad boundary
= Gamma dose rate
(#) = Smear location
△ = Air Sample
*### = Contact/ 30cm dose rates
ABC = Large area swipe
MAL = Minimum Action Level

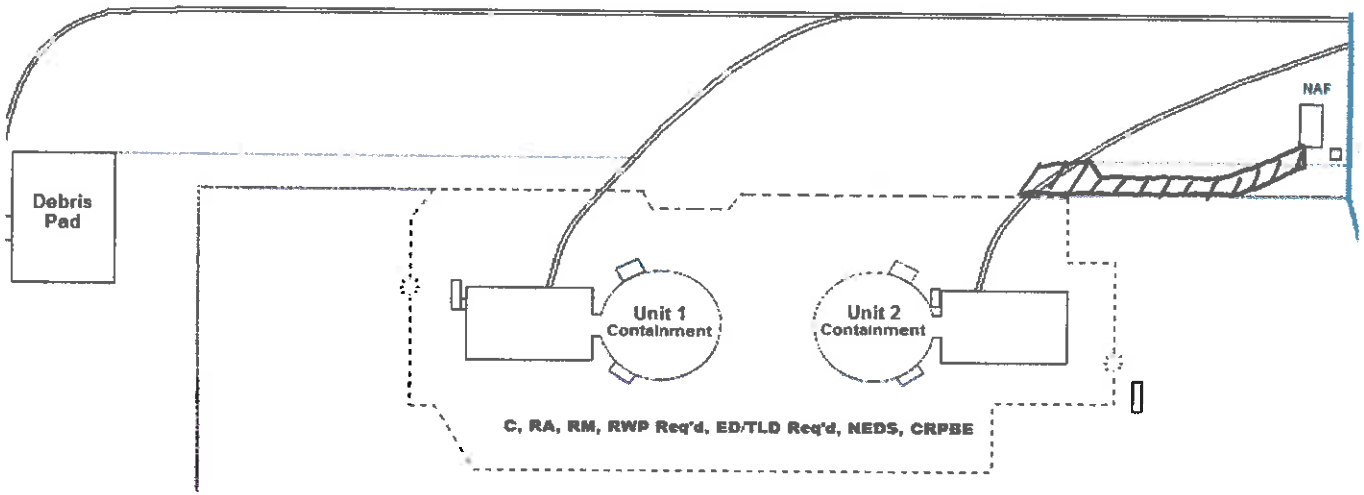

▨ indicates area(s) where 44-10 survey was performed

AB - Average Background : 2500 cpm

MAL: 3858 cpm

No counts above MAL

Peer Check (Signature): [signature]

RPS Approval (Signature): [signature]

Survey #: 2017-3865

Unit: N/A BLDG: O/S ELEV: 592'

Description: Daily O/S Walkway U1 Date: 10/26/17 Time: 1400

Surveyor Name(s): (Print) J. Reed (Sign) [signature]

ZIONSOLUTIONS LLC

RWP: 2017 - 0 - 0012

Rad Posting: N/A

Air Sample taken: ☐yes ☒no

Dosimetry Placement: ☒ Chest ☐Head ☐Thigh ☐Other

Instrument Model	Serial #
M12/44-10	302015
N/A	N/A

All Smears and/or Large Area Swipes <1000 dpm/100cm² (unless noted below)

#	β-γ	α	#	β-γ	α	Masslinns Letter	β-γ

DRPs detected : ☐Yes ☒No ☐N/A

Purpose of Survey:
- ☐ RWP
- ☒ Routine
- ☐ Investigational
- ☐ Release
- ☐ Other (specify)

Comments:
- ☐ Decon Recommended
- ☐ Shielding Recommended
- ☐ Release Recommended
- ☒ None
- ☐ Other (specify)

- - - - = Rad boundary
= Gamma dose rate
(#) = Smear location
△ = Air Sample
*### = Contact/ 30cm dose rates
ABC = Large area swipe
MAL = Minimum Action Level

AB= 4000 cpm
MAL=5718 cpm
All readings were less than the MAL.

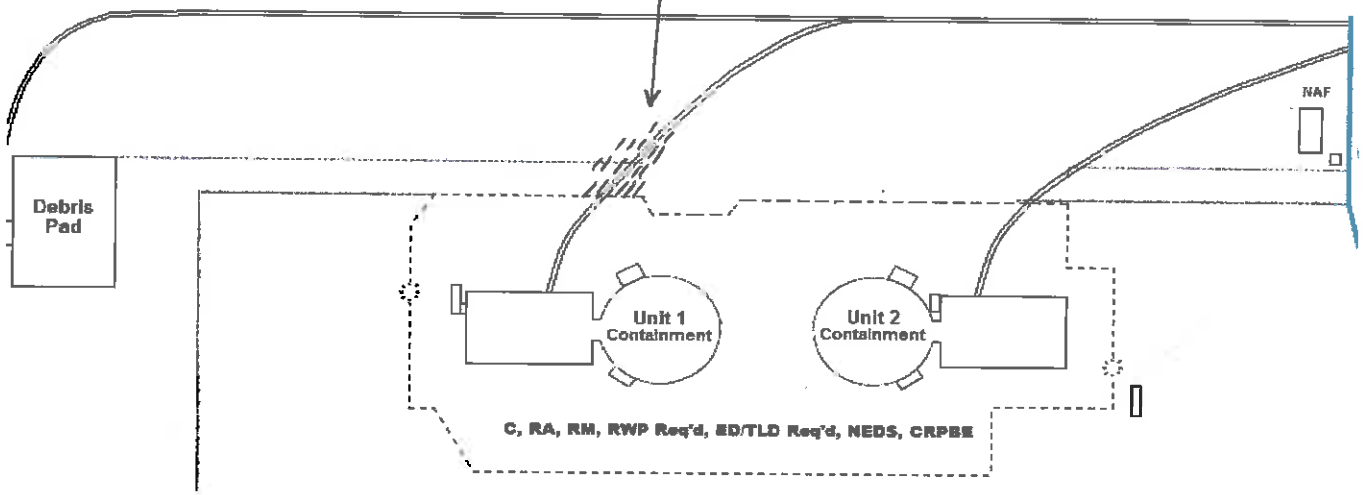

▨ indicates area(s) where 44-10 survey was performed

AB - Average Background

Peer Check (Signature): [signature]

RPS Approval (Signature): [signature]

Survey #: 2017-3891

Description: U-1 O/S WALKWAY

Date: 10/30/17 Time: 1400

Unit: N/A BLDG: N/A ELEV: N/A

Surveyor Name(s): (Print) P. ARCHEK (Sign) P. A

ZIONSOLUTIONS LLC

RWP: 2017 - 0 - 0012

Rad Posting: SEE MAP

Air Sample taken: ☐yes ☒no

Dosimetry Placement: ☒ Chest ☐Head ☐Thigh ☐Other N/A

Instrument Model	Serial #
M-12 / 44-10	301959
N/A	

All Smears and/or Large Area Swipes <1000 dpm/100cm² (unless noted below)

#	β-γ	α	#	β-γ	α	Masslinns Letter	β-γ
					N/A		

DRPs detected : ☐Yes ☒No ☐N/A

Purpose of Survey:
- ☐ RWP
- ☒ Routine
- ☐ Investigational
- ☐ Release
- ☐ Other (specify)

Comments:
- ☐ Decon Recommended
- ☐ Shielding Recommended
- ☐ Release Recommended
- ☒ None
- ☐ Other (specify)

- - - - = Rad boundary
= Gamma dose rate
(#) = Smear location
△ = Air Sample
*## = Contact/ 30cm dose rates
ABC = Large area swipe
MAL = Minimum Action Level

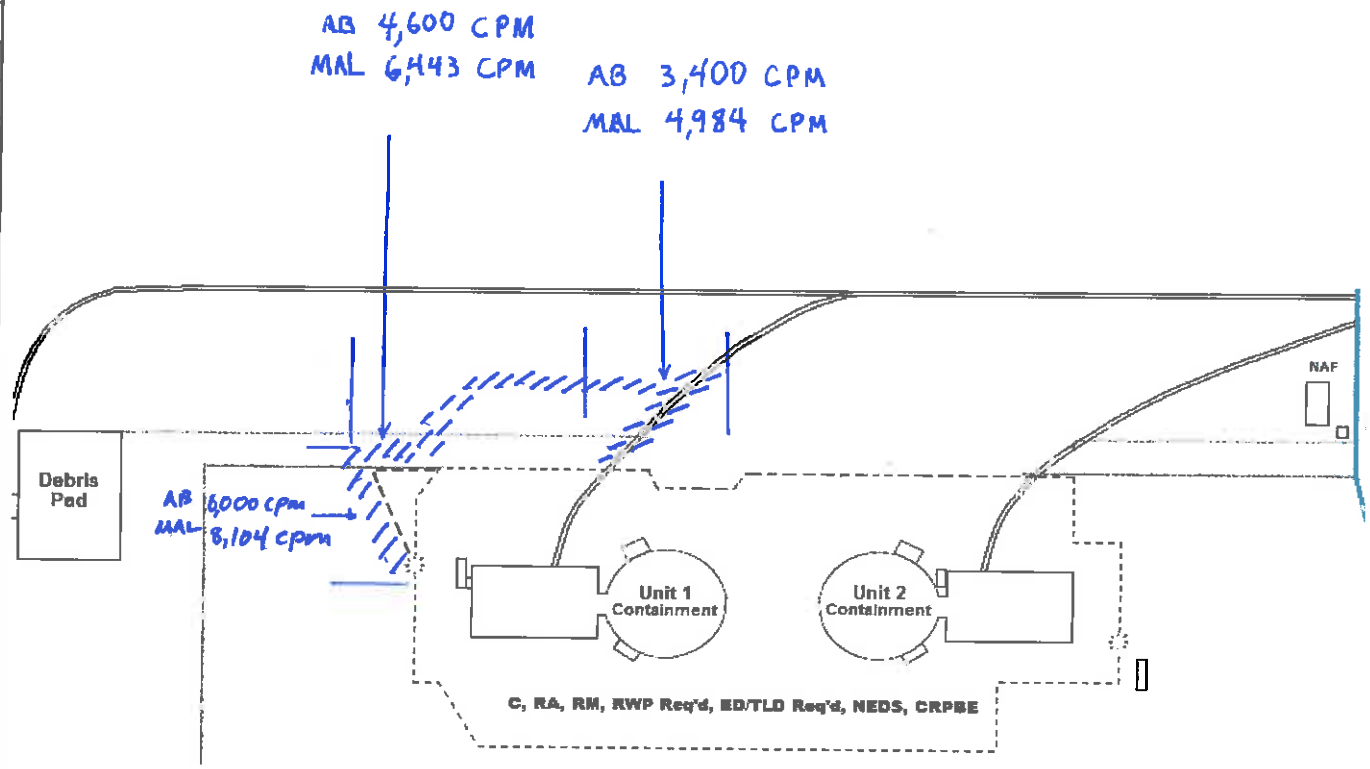

▨ indicates area(s) where 44-10 survey was performed

AB - Average Background

ALL RESULTS < MAL

Peer Check (Signature): Lynn Anderson RPS Approval (Signature):

Survey #: 2017 - 3897

Description: Daily walkway

Date: 10/27/17

Time: 1430

Unit: N/A BLDG: N/A ELEV: 592'

Surveyor Name(s): (Print) Z. Ginzel (Sign)

ZIONSOLUTIONS

RWP: N-1-A

Rad Posting: See below

Air Sample taken: ☐yes ☒no

Dosimetry Placement: ☒ Chest ☐Head ☐Thigh ☐Other N/A

Instrument Model	Serial #
4410/m-12	302015
N	
A	

All Smears and/or Large Area Swipes <1000 dpm/100cm² (unless noted below)

#	β-γ	α	#	β-γ	α	Masslinns Letter	β-γ
				N			
					A		

DRPs detected : ☐Yes ☒No ☐N/A

Purpose of Survey:
- ☐ RWP
- ☒ Routine
- ☐ Investigational
- ☐ Release
- ☐ Other (specify)

Comments:
- ☐ Decon Recommended
- ☐ Shielding Recommended
- ☐ Release Recommended
- ☒ None
- ☐ Other (specify)

- - - - = Rad boundary
= Gamma dose rate
(#) = Smear location
△ = Air Sample
*## = Contact/ 30cm dose rates
ABC = Large area swipe
MAL = Minimum Action Level

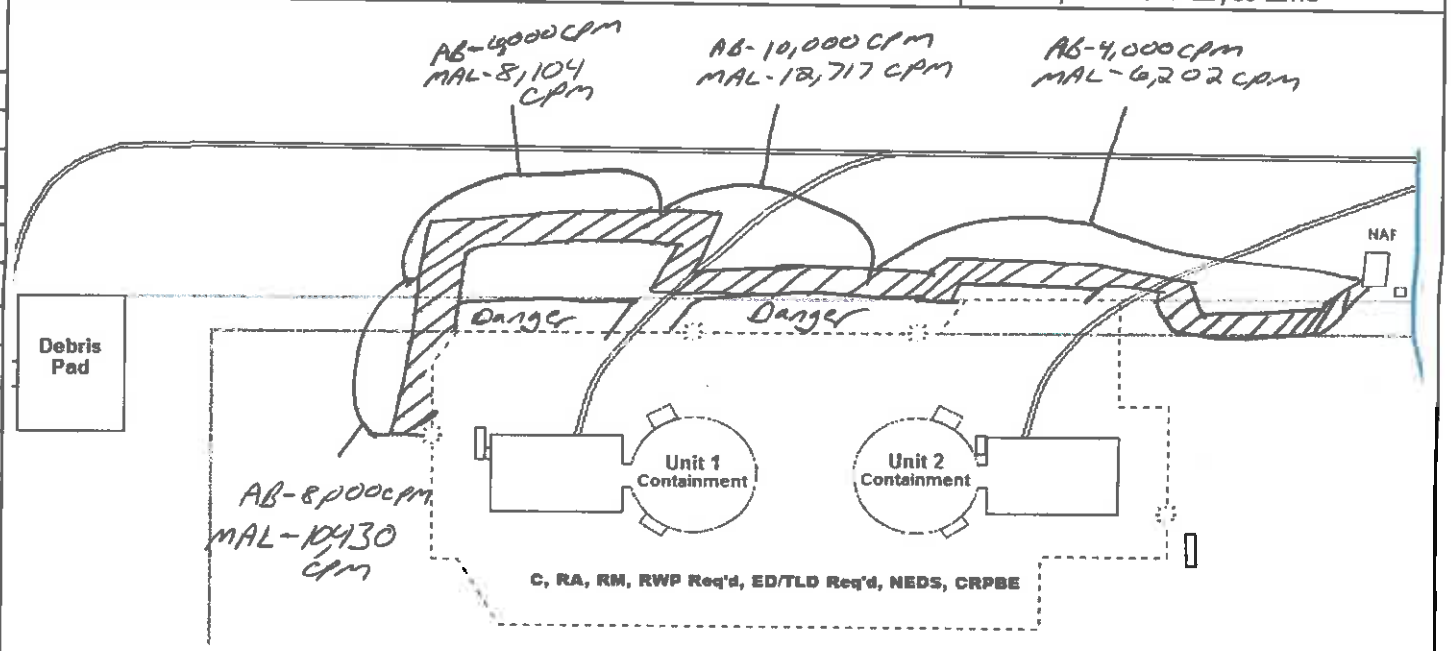

All results are ≤ MAL

▨ indicates area(s) where 44-10 survey was performed

AB - Average Background

Peer Check (Signature): RPS Approval (Signature):

Survey #: 2017-3931

Description: U-1 O/S WALKWAY Date: 10/31/17 Time: 1507

Unit: N/A BLDG: N/A ELEV: N/A

Surveyor Name(s): (Print) P. ARCHER (Sign) P.

ZIONSOLUTIONS LLC

RWP: 2017 - 0 - 0012

Rad Posting: SEE MAP

Air Sample taken: ☐yes ☒no

Dosimetry Placement: ☒ Chest ☐Head ☐Thigh ☐Other N/A

Instrument Model	Serial #
M-12/44-10	274196
N/A	

All Smears and/or Large Area Swipes <1000 dpm/100cm² (unless noted below)

#	β-γ	α	#	β-γ	α	Masslinns Letter	β-γ
N/A							

DRPs detected : ☐Yes ☒No ☐N/A

Purpose of Survey:
- ☐ RWP
- ☒ Routine
- ☐ Investigational
- ☐ Release
- ☐ Other (specify)

Comments:
- ☐ Decon Recommended
- ☐ Shielding Recommended
- ☐ Release Recommended
- ☒ None
- ☐ Other (specify)

- - - - = Rad boundary
= Gamma dose rate
(#) = Smear location
△ = Air Sample
*### = Contact/ 30cm dose rates
AREA = Large area swipe
MAL = Minimum Action Level

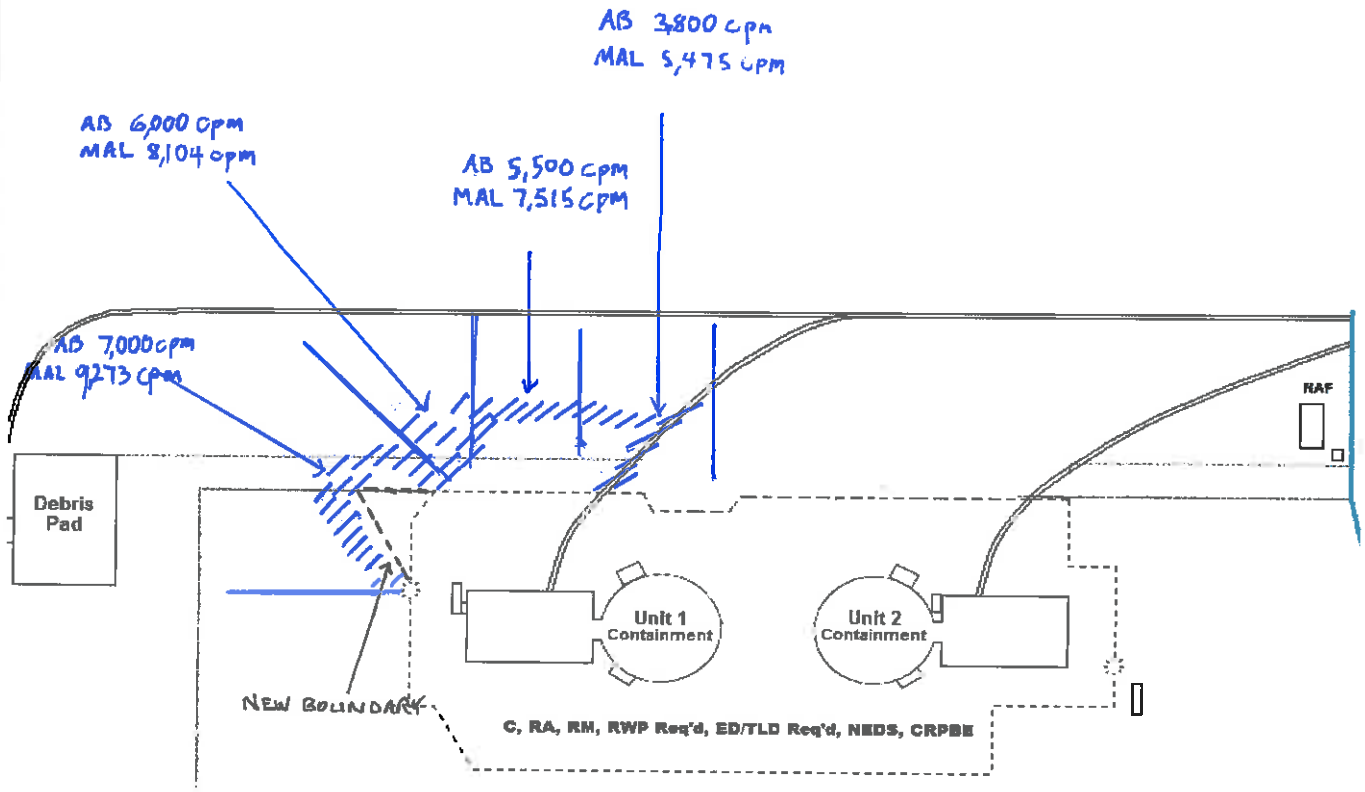

indicates area(s) where 44-10 survey was performed

AB - Average Background

ALL RESULTS < MAL

Peer Check (Signature): Lynn Lindemann

RPS Approval (Signature):

Survey #: 2017-3936

Unit: 2 BLDG: o/s ELEV: 592'

Description: Unit 2 Daily Pathway Date: 10/30/17 Time: 1600

Surveyor Name(s): (Print) C. Tepp (Sign) C. T

ZIONSOLUTIONS

RWP: 2017 - 0 - 0012

Rad Posting: N/A

Air Sample taken: ☐yes ☒no

Dosimetry Placement: ☒ Chest ☐Head ☐Thigh ☐Other N/A

Instrument Model	Serial #
M12/44-10	302015
N/A	N/A

All Smears and/or Large Area Swipes <1000 dpm/100cm² (unless noted below)

#	β-γ	α	#	β-γ	α	Masslinns Letter	β-γ
				N	A		

DRPs detected : ☐Yes ☒No ☐N/A

Purpose of Survey:
- ☐ RWP
- ☒ Routine
- ☐ Investigational
- ☐ Release
- ☐ Other (specify)

Comments:
- ☐ Decon Recommended
- ☐ Shielding Recommended
- ☐ Release Recommended
- ☒ None
- ☐ Other (specify)

- - - - = Rad boundary
= Gamma dose rate
(#) = Smear location
△ = Air Sample
*#/# = Contact/ 30cm dose rates
LEC = Large area swipe
MAL = Minimum Action Level

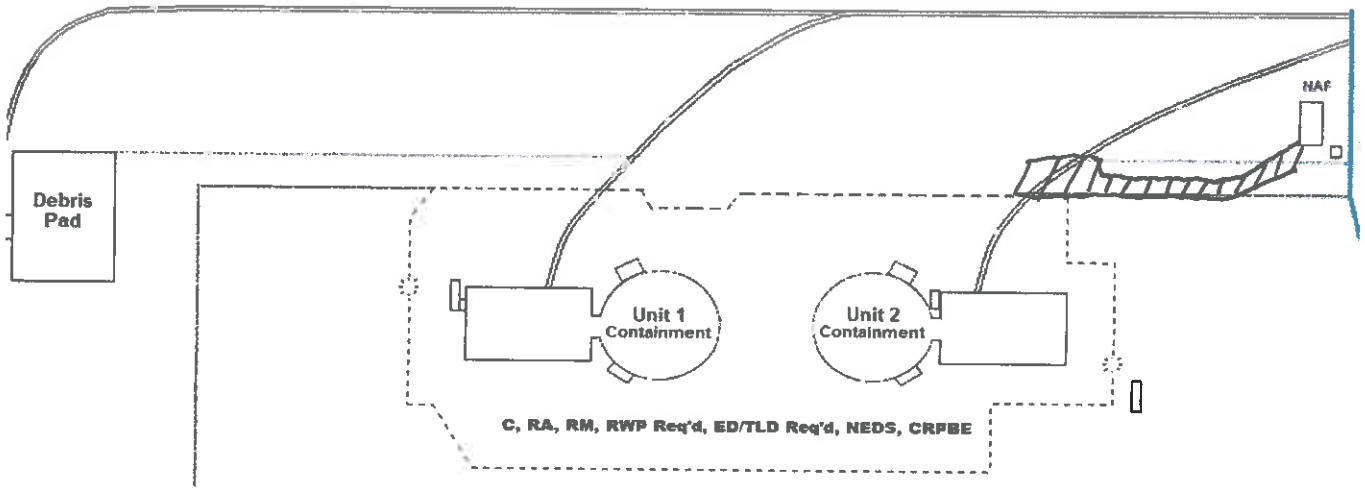

▨ indicates area(s) where 44-10 survey was performed

AB - Average Background - 2500 cpm

MAL - 3858 cpm

No counts above MAL

Peer Check (Signature): [signature] RPS Approval (Signature): [signature]

Survey #: 2017-3937

Unit: 2 BLDG: 0/S ELEV: 592'

Description: Unit 2 Daily Pathway Date: 10/31/17 Time: 1000

Surveyor Name(s): (Print) C. Terp (Sign) C T

ZIONSOLUTIONS LLC

RWP: 2017 - 0 - 0012

Rad Posting: N/A

Air Sample taken: ☐yes ☒no

Dosimetry Placement: ☒Chest ☐Head ☐Thigh ☐Other N/A

Instrument Model	Serial #
M12/44-10	302015
N/A	N/A

All Smears and/or Large Area Swipes <1000 dpm/100cm² (unless noted below)

#	β-γ	α	#	β-γ	α	Masslinns Letter	β-γ
				N	A		

DRPs detected : ☐Yes ☒No ☐N/A

Purpose of Survey:
- ☐ RWP
- ☒ Routine
- ☐ Investigational
- ☐ Release
- ☐ Other (specify)

Comments:
- ☐ Decon Recommended
- ☐ Shielding Recommended
- ☐ Release Recommended
- ☒ None
- ☐ Other (specify)

- ▪▪▪▪ = Rad boundary
- # = Gamma dose rate
- (#) = Smear location
- △ = Air Sample
- *#/# = Contact/ 30cm dose rates
- ABC = Large area swipe
- MAL = Minimum Action Level

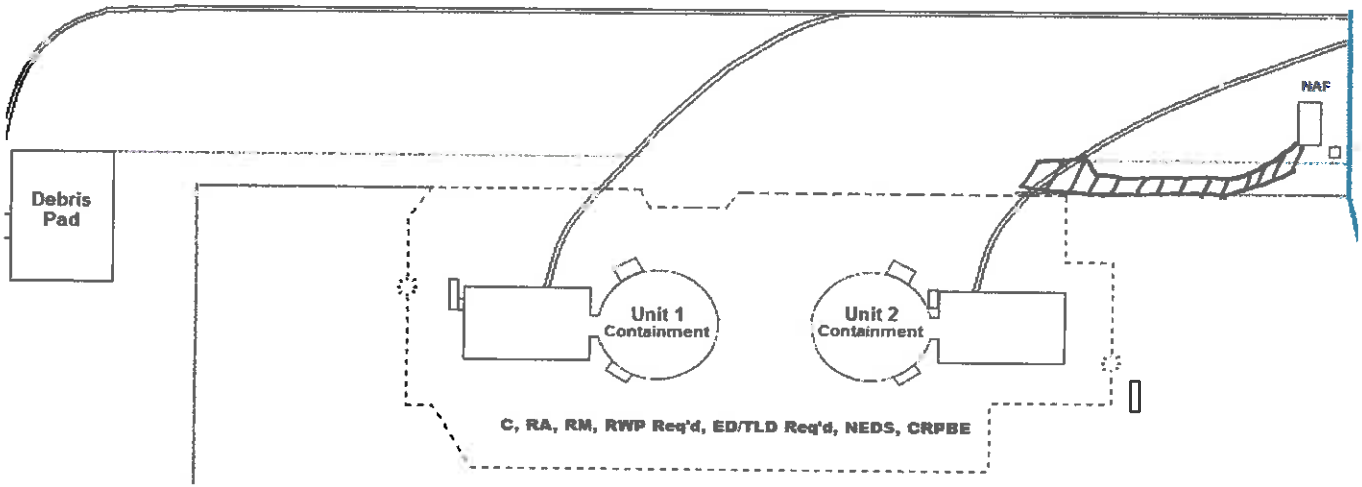

▨ indicates area(s) where 44-10 survey was performed

AB - Average Background - 2500 cpm

MAL - 3858 cpm

No counts above MAL

Peer Check (Signature): [signature] RPS Approval (Signature): [signature]

Survey #: 2017-3984

Description: U-1 O/S WALKWAY & RAIL MAINT Date: 11/02/17 Time: 1410

Unit: N/A BLDG: N/A ELEV: N/A

Surveyor Name(s): (Print) P. ARCHER (Sign) P. Archer

ZIONSOLUTIONS LLC

RWP: 2017 - 0 - 0012

Rad Posting: SEE MAP

Air Sample taken: ☐yes ☒no

Dosimetry Placement: ☒ Chest ☐Head ☐Thigh ☐Other N/A

Instrument Model	Serial #
M-12/44-10	301959
N/A	

All Smears and/or Large Area Swipes <1000 dpm/100cm² (unless noted below)

#	β-γ	α	#	β-γ	α	Masslinns Letter	β-γ

N/A

DRPs detected: ☐Yes ☒No ☐N/A

Purpose of Survey:
- ☐ RWP
- ☒ Routine
- ☐ Investigational
- ☐ Release
- ☐ Other (specify)

Comments:
- ☐ Decon Recommended
- ☐ Shielding Recommended
- ☐ Release Recommended
- ☒ None
- ☐ Other (specify)

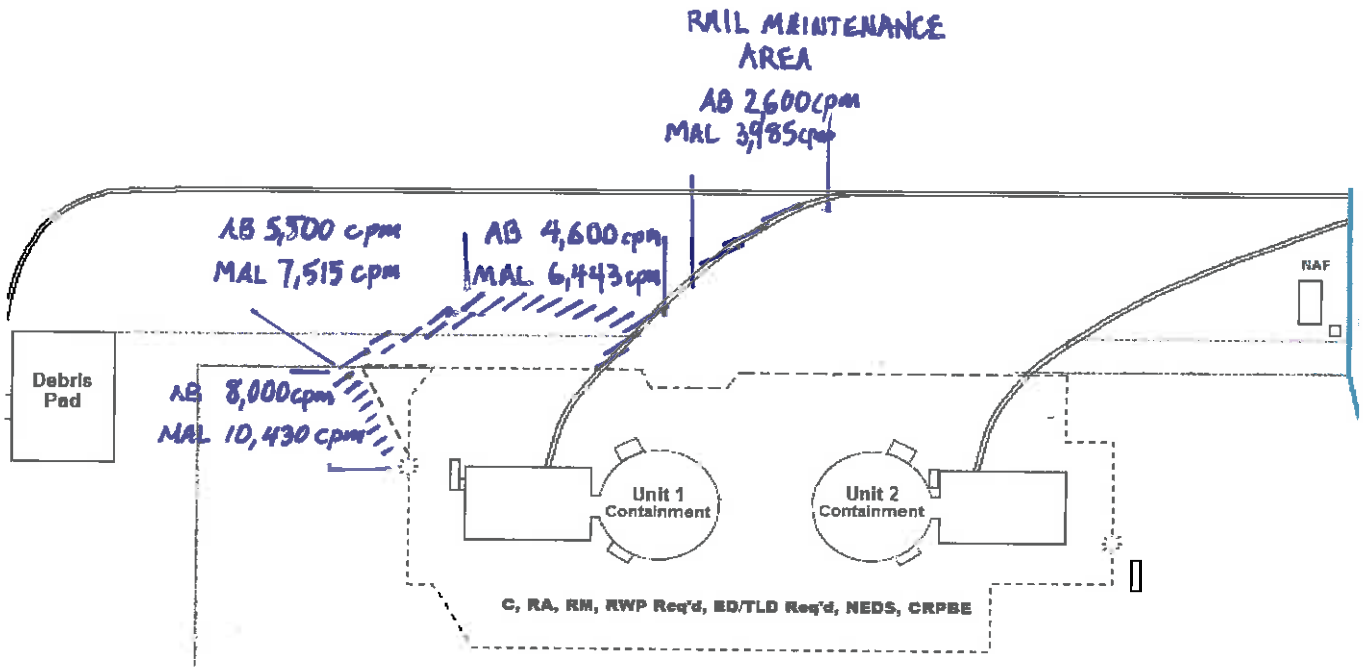

indicates area(s) where 44-10 survey was performed

AB - Average Background

RESULTS < MAL

- - - - = Rad boundary

*#/# = Contact/ 30cm dose rates

\# = Gamma dose rate

(#) = Smear location

ABC = Large area swipe

△ = Air Sample

MAL = Minimum Action Level

Peer Check (Signature): [signature]

RPS Approval (Signature): [signature]

Survey #: 2017-3991

Description: Unit 2 Daily Pathway

Date: 11/2/17 Time: 1500

Unit: 2 BLDG: O/S ELEV: 592'

Surveyor Name(s): (Print) C. Terp (Sign) C. T

ZIONSOLUTIONS

RWP: 2017 - 0 - 0012

Rad Posting: N/A

Air Sample taken: ☐yes ☒no

Dosimetry Placement: ☒Chest ☐Head ☐Thigh ☐Other N/A

Instrument Model	Serial #
M12/44-10	302015

All Smears and/or Large Area Swipes <1000 dpm/100cm² (unless noted below)

#	β-γ	α	#	β-γ	α	Masslinns Letter	β-γ

DRPs detected : ☐Yes ☒No ☐N/A

Purpose of Survey:
- ☐ RWP
- ☒ Routine
- ☐ Investigational
- ☐ Release
- ☐ Other (specify)

Comments:
- ☐ Decon Recommended
- ☐ Shielding Recommended
- ☐ Release Recommended
- ☒ None
- ☐ Other (specify)

- - - - = Rad boundary
= Gamma dose rate
(#) = Smear location
△ = Air Sample
*## = Contact/ 30cm dose rates
ABC = Large area swipe
MAL = Minimum Action Level

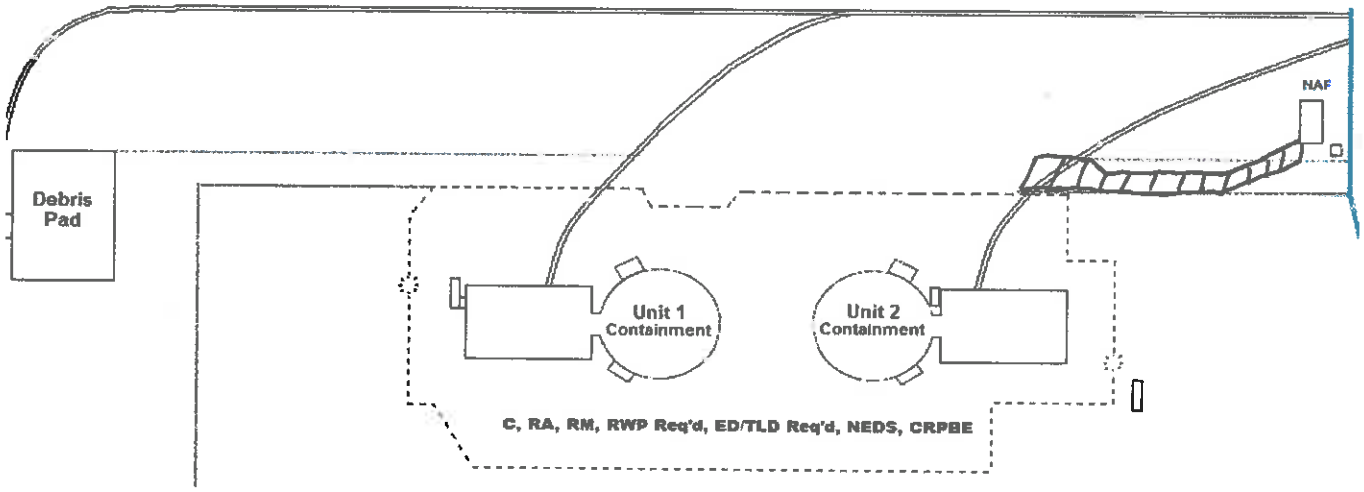

▨ indicates area(s) where 44-10 survey was performed

AB - Average Background - 2500 cpm

MAL - 3858 cpm

No counts above MAL

Peer Check (Signature): [signature] RPS Approval (Signature): [signature]

Survey #: 2017-4007

Unit: 2 BLDG: O/S ELEV: 592'

Description: Unit 2 Daily Pathway Date: 11/6/17 Time: 1400

Surveyor Name(s): (Print) C. Terp (Sign) C. T

ZIONSOLUTIONS

RWP: 2017 - 0 - 0012

Rad Posting: N/A

Air Sample taken: ☐yes ☒no

Dosimetry Placement: ☒ Chest ☐Head ☐Thigh ☐Other N/A

Instrument Model	Serial #
M12/44-10	302015
N/A	N/A

All Smears and/or Large Area Swipes <1000 dpm/100cm² (unless noted below)

#	β-γ	α	#	β-γ	α	Masslinns Letter	β-γ
				N	A		

DRPs detected : ☐Yes ☒No ☐N/A

Purpose of Survey:
- ☐ RWP
- ☒ Routine
- ☐ Investigational
- ☐ Release
- ☐ Other (specify)

Comments:
- ☐ Decon Recommended
- ☐ Shielding Recommended
- ☐ Release Recommended
- ☒ None
- ☐ Other (specify)

- - - - = Rad boundary
= Gamma dose rate
(#) = Smear location
△ = Air Sample
*#/# = Contact/ 30cm dose rates
ABC = Large area swipe
MAL = Minimum Action Level

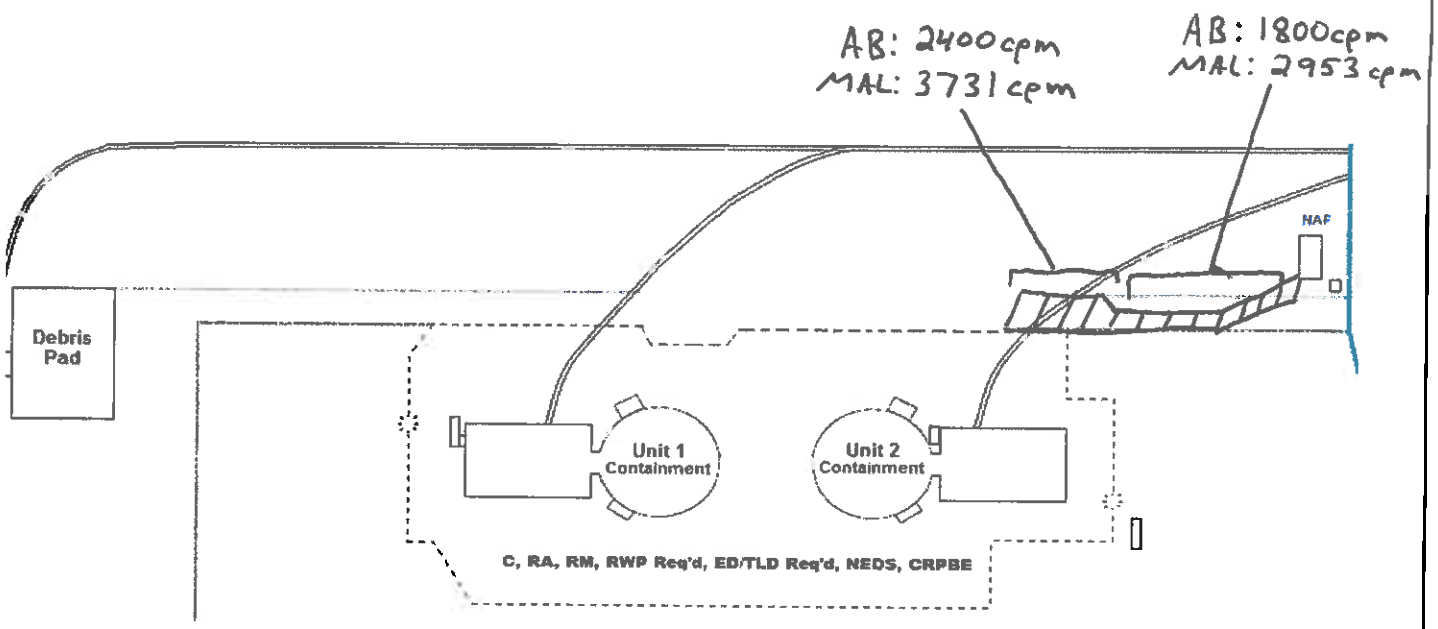

▨ indicates area(s) where 44-10 survey was performed

AB - Average Background

No counts above MAL

Peer Check (Signature): [signature]

RPS Approval (Signature): [signature]

Survey #: 2017 - 4013

Unit: 1 BLDG: O/S ELEV: 592'

Description: Daily Walkway Survey Date: 11/6/17 Time: 1230

Surveyor Name(s): (Print) J. Reed (Sign) John W. Reed

ZIONSOLUTIONS

RWP: 2017 - 0 - 0012

Rad Posting: N/A

Air Sample taken: ☐yes ☒no

Dosimetry Placement: ☒ Chest ☐Head ☐Thigh ☐Other N/A

Instrument Model	Serial #
M12/44-10	274196
N/A	

All Smears and/or Large Area Swipes <1000 dpm/100cm² (unless noted below)

#	β-γ	α	#	β-γ	α	Masslinns Letter	β-γ

DRPs detected : ☐Yes ☒No ☐N/A

Purpose of Survey:
- ☐ RWP
- ☒ Routine
- ☐ Investigational
- ☐ Release
- ☐ Other (specify)

Comments:
- ☐ Decon Recommended
- ☐ Shielding Recommended
- ☐ Release Recommended
- ☒ None
- ☐ Other (specify)

- - - - = Rad boundary
= Gamma dose rate
(#) = Smear location
△ = Air Sample
*## = Contact/ 30cm dose rates
ABC = Large area swipe
MAL = Minimum Action Level

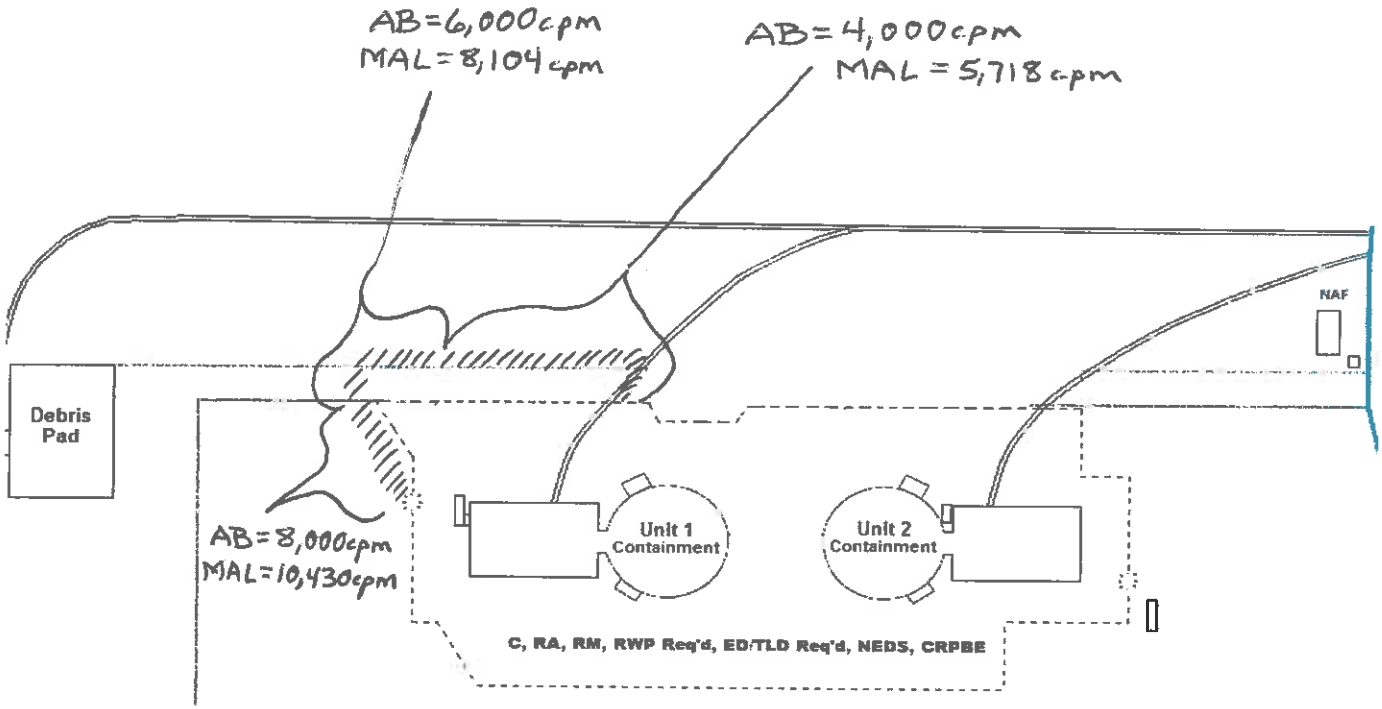

All readings were below the applicable MAL.

indicates area(s) where 44-10 survey was performed

AB - Average Background

Peer Check (Signature): [signature]

RPS Approval (Signature): [signature]

Survey #: 2017-4024

Unit: N/A BLDG: O/S ELEV: 592'

Description: Daily O/S walkway Date: 11/7/17 Time: 1300

Surveyor Name(s): (Print) John Reed (Sign) John W. Reed

ZIONSOLUTIONS

RWP: 2017 - 0 - 0012

Rad Posting: N/A

Air Sample taken: ☐yes ☒no

Dosimetry Placement: ☒ Chest ☐Head ☐Thigh ☐Other N/A

Instrument Model	Serial #
M-12 / 44-10	302044
N/A	N/A

All Smears and/or Large Area Swipes <1000 dpm/100cm² (unless noted below)

#	β-γ	α	#	β-γ	α	Masslinns Letter	β-γ

N/A

DRPs detected: ☐Yes ☒No ☐N/A

Purpose of Survey:
- ☐ RWP
- ☒ Routine
- ☐ Investigational
- ☐ Release
- ☐ Other (specify)

Comments:
- ☐ Decon Recommended
- ☐ Shielding Recommended
- ☐ Release Recommended
- ☒ None
- ☐ Other (specify)

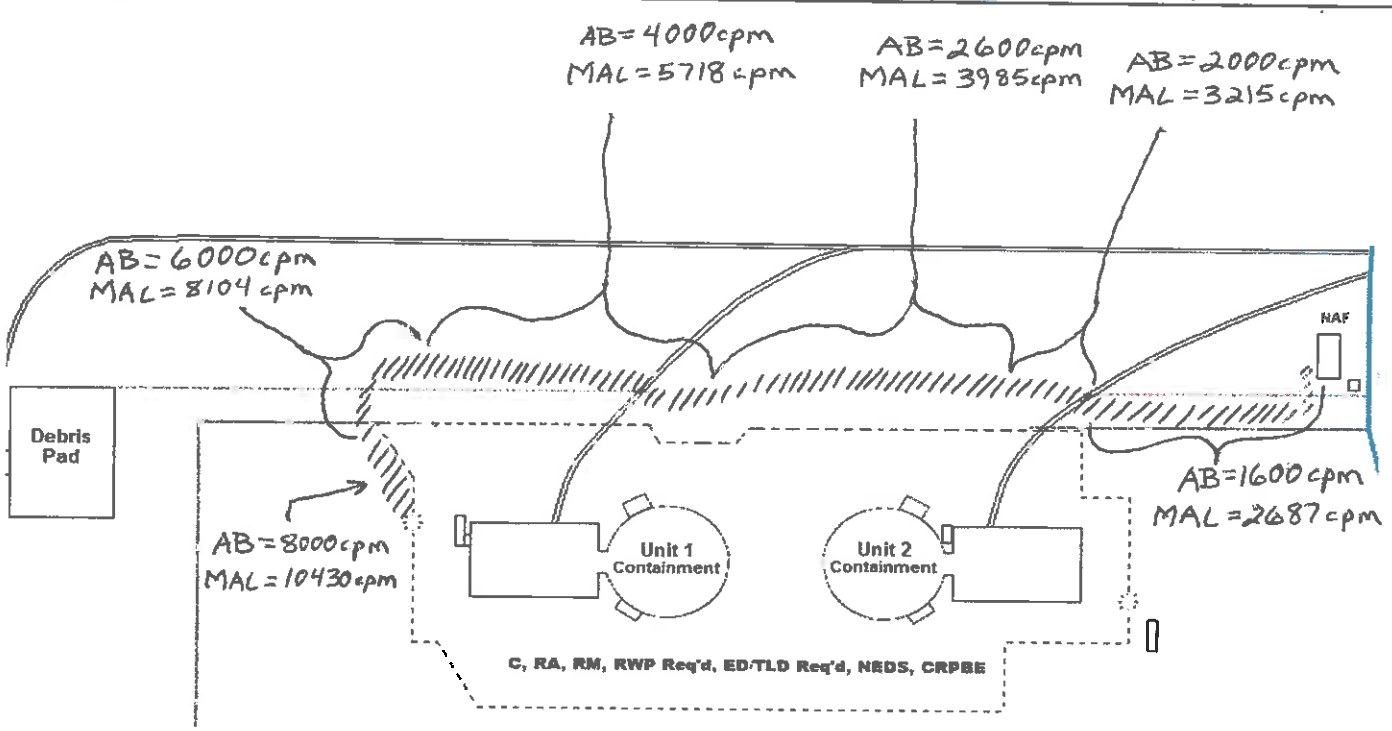

All readings were less than the associated MAL.

▨ indicates area(s) where 44-10 survey was performed

AB - Average Background

- - - - = Rad boundary
= Gamma dose rate
(#) = Smear location
△ = Air Sample
*#/# = Contact/ 30cm dose rates
ABC = Large area swipe
MAL = Minimum Action Level

Peer Check (Signature): [signature]

RPS Approval (Signature): [signature]

Survey #: 2017-4037

Unit: N/A BLDG: N/A ELEV: N/A

RWP: 2017 - 0 - ~~0004~~ PA11-847 0003

Dosimetry Placement: ☒ Chest ☐ Head ☐ Thigh ☐ Other N/A

Instrument Model	Serial #
M-12/ 44-10	274196
N/A	

Description: U-1 x U-2 O/S WALKWAY Date: 11/08/17 Time: 1530

Surveyor Name(s): (Print) P. ARCHER (Sign) P. Archer

ZIONSOLUTIONS

Rad Posting: SEE MAP

Air Sample taken: ☐ yes ☒ no

All Smears and/or Large Area Swipes <1000 dpm/100cm² (unless noted below)

#	β-γ	α	#	β-γ	α	Masslinns Letter	β-γ
N/A							

DRPs detected: ☐ Yes ☒ No ☐ N/A

Purpose of Survey:
- ☐ RWP
- ☒ Routine
- ☐ Investigational
- ☐ Release
- ☐ Other (specify)

Comments:
- ☐ Decon Recommended
- ☐ Shielding Recommended
- ☐ Release Recommended
- ☒ None
- ☐ Other (specify)

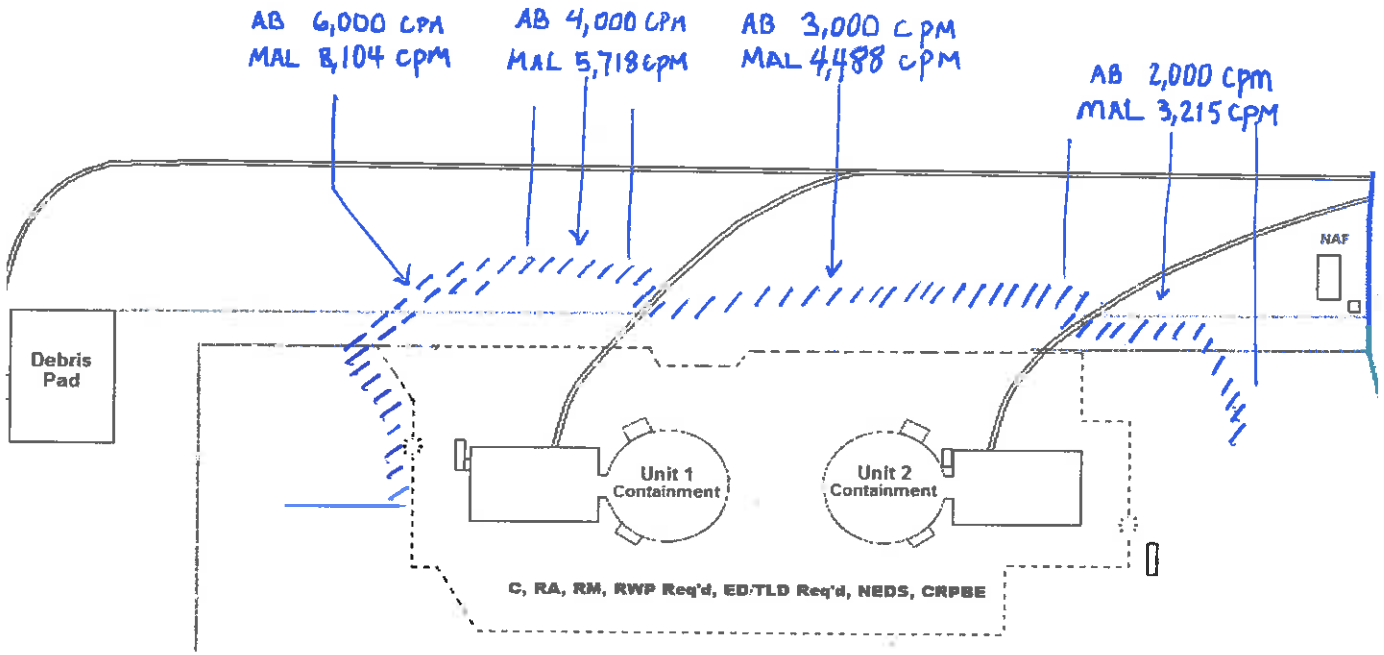

▨ indicates area(s) where 44-10 survey was performed

AB - Average Background

NOTE: RESULTS < MALS

- - - - = Rad boundary
= Gamma dose rate
(#) = Smear location
△ = Air Sample
*#/# = Contact/ 30cm dose rates
ABC = Large area swipe
MAL = Minimum Action Level

Peer Check (Signature): [signature]

RPS Approval (Signature): [signature]

Survey #: 2017-4045

Description: U-2 Daily Walkway

Date: 11/9/17 Time: 0800

Unit: N/A BLDG: 05 ELEV: 592'

Surveyor Name(s): (Print) Lynn Lindemann (Sign) Lynn Lindemann

ZIONSOLUTIONS

RWP: 2017-0-0012

Rad Posting: See Below

Air Sample taken: ☐yes ☒no

Dosimetry Placement: ☒ Chest ☐Head ☐Thigh ☐Other N/A

Instrument Model	Serial #
M-12 / 44-10	301959
A	A
N	N

All Smears and/or Large Area Swipes

<1000 dpm/100cm² (unless noted below)

#	β-γ	α	#	β-γ	α	Masslinns Letter	β-γ
					A		
				N			

DRPs detected: ☐Yes ☒No ☐N/A

Purpose of Survey:
- ☐ RWP
- ☒ Routine
- ☐ Investigational
- ☐ Release
- ☐ Other (specify)

Comments:
- ☐ Decon Recommended
- ☐ Shielding Recommended
- ☐ Release Recommended
- ☒ None
- ☐ Other (specify)

▪▪▪▪ = Rad boundary
= Gamma dose rate
(#) = Smear location
△ = Air Sample
#/# = Contact/ 30cm dose rates
ABC = Large area swipe
MAL = Minimum Action Level

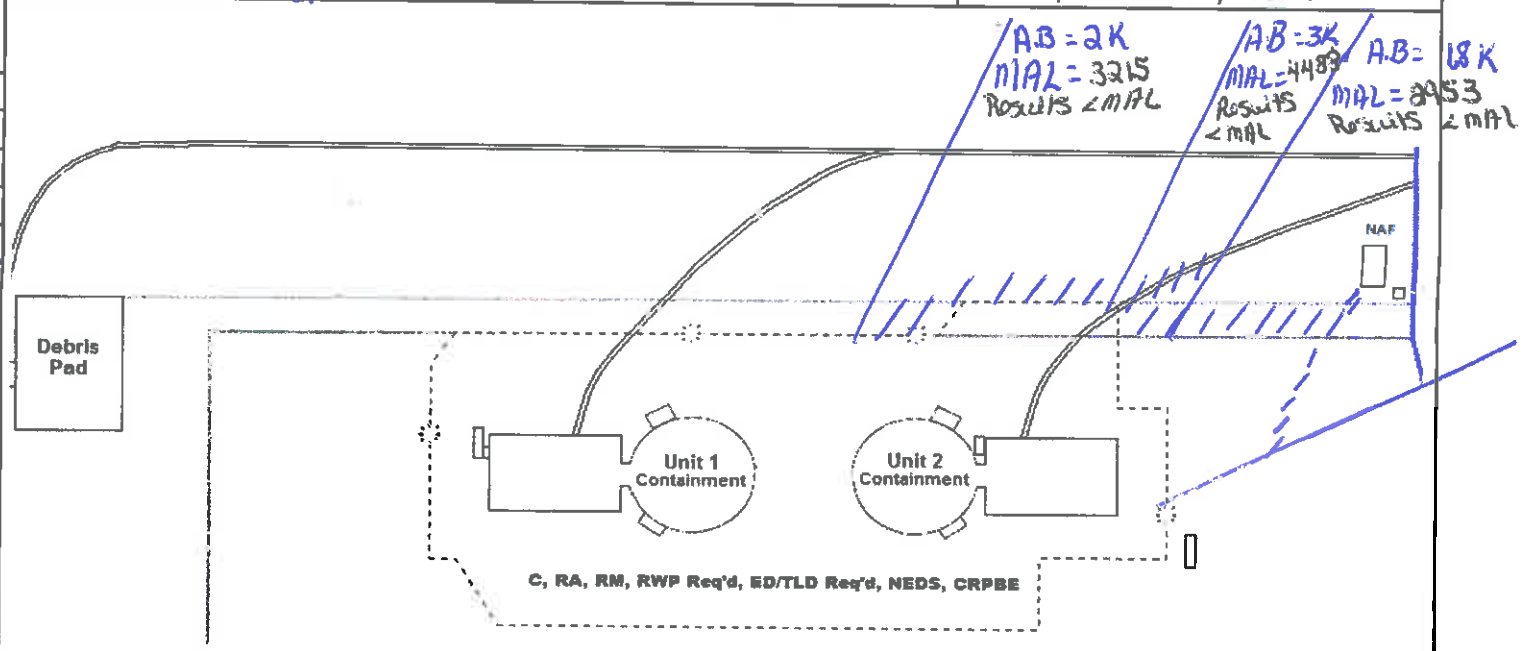

▨ indicates area(s) where 44-10 survey was performed

AB - Average Background (cpm)

Peer Check (Signature): [signature]

RPS Approval (Signature): [signature]

Survey #: 2017 - 4068

Unit: N/A BLDG: O/S ELEV: 592'

Description: Daily O/S Walkways Date: 11/9/17 Time: 1300

Surveyor Name(s): (Print) J. Reed (Sign) [signature]

ZIONSOLUTIONS

RWP: 2017 - 0 - 0012

Rad Posting: N/A

Air Sample taken: ☐yes ☒no

Dosimetry Placement: ☒ Chest ☐Head ☐Thigh ☐Other N/A

Instrument Model	Serial #
M-12 / 44-10	274196
N	N
A	A

All Smears and/or Large Area Swipes <1000 dpm/100cm² (unless noted below)

#	β-γ	α	#	β-γ	α	Masslinns Letter	β-γ

DRPs detected : ☐Yes ☒No ☐N/A

Purpose of Survey:
- ☐ RWP
- ☒ Routine
- ☐ Investigational
- ☐ Release
- ☐ Other (specify)

Comments:
- ☐ Decon Recommended
- ☐ Shielding Recommended
- ☐ Release Recommended
- ☒ None
- ☐ Other (specify)

- - - - = Rad boundary
= Gamma dose rate
(#) = Smear location
△ = Air Sample
*### = Contact/ 30cm dose rates
ABC = Large area swipe
MAL = Minimum Action Level

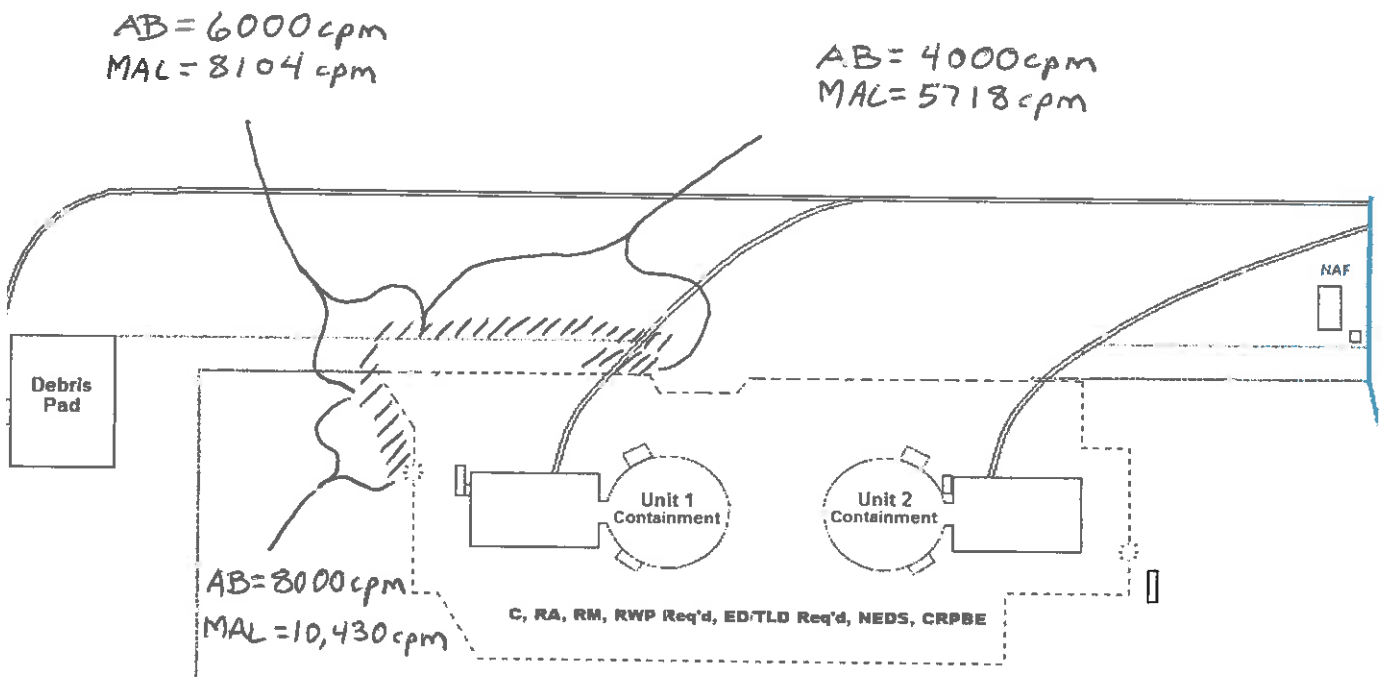

All readings were less than the applicable MAL.

▨ indicates area(s) where 44-10 survey was performed

AB - Average Background

Peer Check (Signature): Lynn Lindemann RPS Approval (Signature): [signature]

Survey #: 2017-4074

Description: U-2 WALKWAY

Date: 11/10/17 Time: 1400

Unit: N/A BLDG: N/A ELEV: N/A

Surveyor Name(s): (Print) P. ARCHER (Sign) P. Archer

ZIONSOLUTIONS

RWP: 2017 - 0 - 0012

Rad Posting: SEE MAP

Air Sample taken: ☐yes ☒no

Dosimetry Placement: ☒ Chest ☐Head ☐Thigh ☐Other N/A

Instrument Model	Serial #
M-12/44:10	302015
N/A	

All Smears and/or Large Area Swipes <1000 dpm/100cm² (unless noted below)

#	β-γ	α	#	β-γ	α	Masslinns Letter	β-γ
N/A							

DRPs detected : ☐Yes ☒No ☐N/A

Purpose of Survey:
- ☐ RWP
- ☒ Routine
- ☐ Investigational
- ☐ Release
- ☐ Other (specify)

Comments:
- ☐ Decon Recommended
- ☐ Shielding Recommended
- ☐ Release Recommended
- ☒ None
- ☐ Other (specify)

- - - - = Rad boundary
= Gamma dose rate
(#) = Smear location
△ = Air Sample
*#/# = Contact/ 30cm dose rates
ABC = Large area swipe
MAL = Minimum Action Level

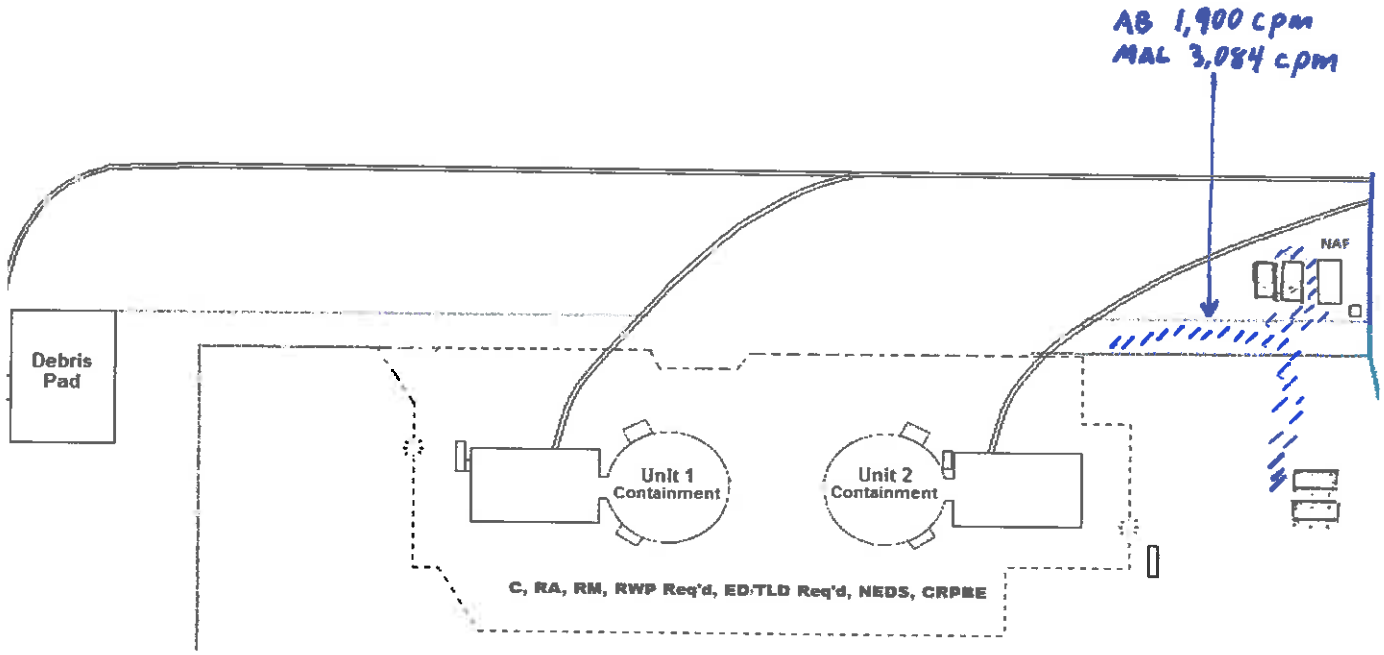

RESULTS < MAL

▨ indicates area(s) where 44-10 survey was performed

AB - Average Background

NOTE: SNOW WAS ON GROUND

Peer Check (Signature): Lynn Lindemann RPS Approval (Signature): [signature]

Survey #: 2017-4114

Description: U-1 WALKWAY

Date: 11/11/17 Time: 1400

Unit: N/A BLDG: N/A ELEV: N/A

Surveyor Name(s): (Print) P. ARCHER (Sign) [signature]

ZIONSOLUTIONS

RWP: 2017 - 0 - 0012

Rad Posting: SEE MAP

Air Sample taken: ☐yes ☒no

Dosimetry Placement: ☒ Chest ☐ Head ☐ Thigh ☐ Other N/A

Instrument Model	Serial #
M-12/44-10	302015
N/A	

All Smears and/or Large Area Swipes <1000 dpm/100cm² (unless noted below)

#	β-γ	α	#	β-γ	α	Masslinns Letter	β-γ
N/A							

DRPs detected : ☐Yes ☒No ☐N/A

Purpose of Survey:
- ☐ RWP
- ☒ Routine
- ☐ Investigational
- ☐ Release
- ☐ Other (specify)

Comments:
- ☐ Decon Recommended
- ☐ Shielding Recommended
- ☐ Release Recommended
- ☒ None
- ☐ Other (specify)

- - - - = Rad boundary
= Gamma dose rate
(#) = Smear location
△ = Air Sample
*#/# = Contact/ 30cm dose rates
ABC = Large area swipe
MAL = Minimum Action Level

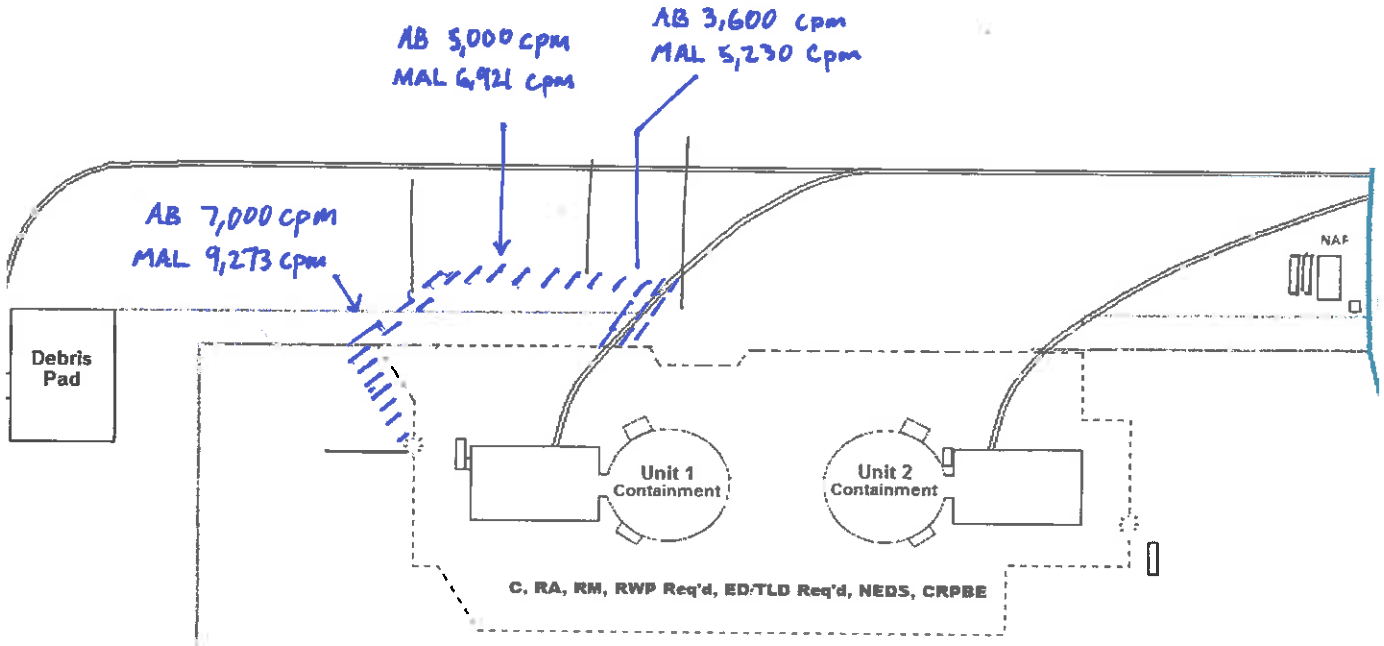

ALL RESULTS < MAL

▨ indicates area(s) where 44-10 survey was performed

AB - Average Background

Peer Check (Signature): [signature] RPS Approval (Signature): [signature]

Survey #: 2017-4122

Unit: N/A BLDG: C/S ELEV: 592'

Description: C/S Daily Walkway Date: 11/13/17 Time: 1230

Surveyor Name(s): (Print) J. Reed (Sign) [signature]

ZIONSOLUTIONS

RWP: 2017 - 0 - 0012

Rad Posting: N/A

Air Sample taken: ☐yes ☒no

Dosimetry Placement: ☒ Chest ☐Head ☐Thigh ☐Other N/A

Instrument Model	Serial #
M-12 / 44-10	302015
N /	N /
/ A	/ A

All Smears and/or Large Area Swipes <1000 dpm/100cm² (unless noted below)

#	β-γ	α	#	β-γ	α	Masslinns Letter	β-γ

N/A

DRPs detected: ☐Yes ☒No ☐N/A

Purpose of Survey:
- ☐ RWP
- ☒ Routine
- ☐ Investigational
- ☐ Release
- ☐ Other (specify)

Comments:
- ☐ Decon Recommended
- ☐ Shielding Recommended
- ☐ Release Recommended
- ☒ None
- ☐ Other (specify)

- - - - = Rad boundary
= Gamma dose rate
(#) = Smear location
△ = Air Sample
*#/# = Contact/ 30cm dose rates
ABC = Large area swipe
MAL = Minimum Action Level

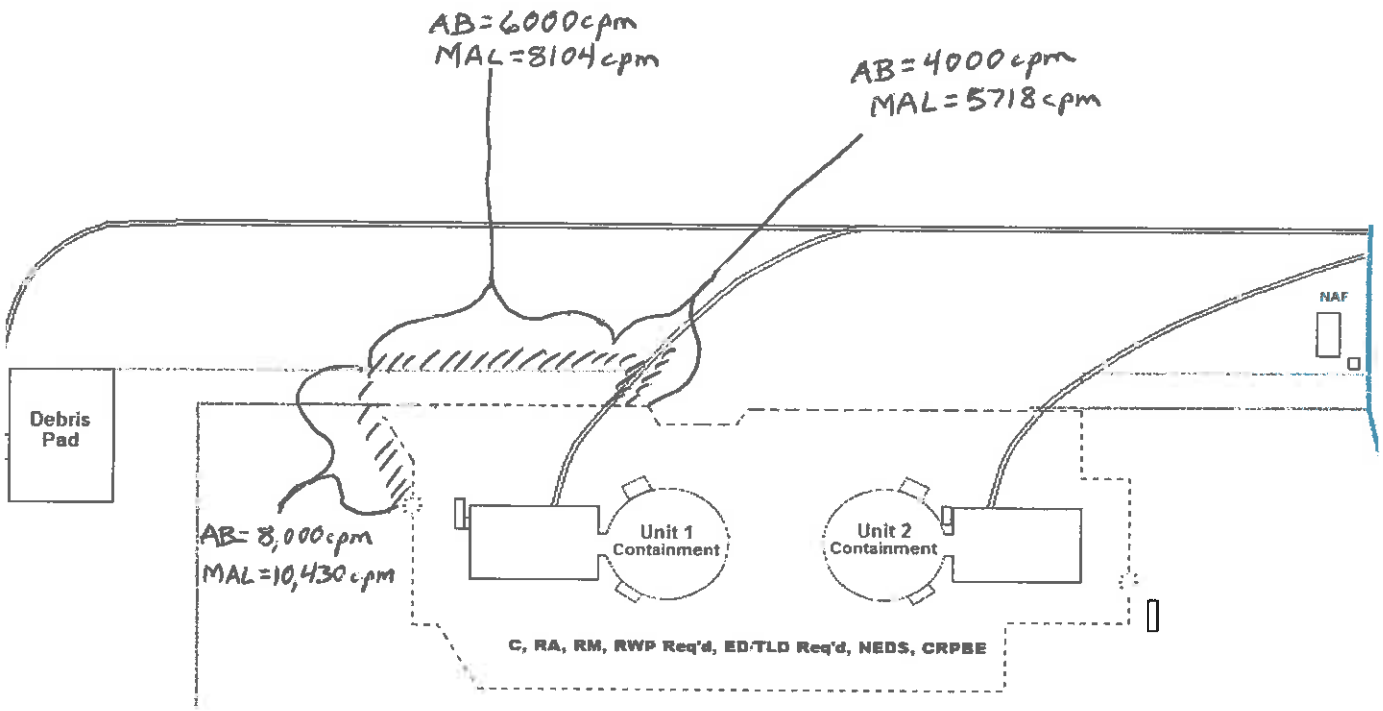

indicates area(s) where 44-10 survey was performed

AB - Average Background

Peer Check (Signature): [signature] RPS Approval (Signature): [signature]

Survey #: 2017-4123 Description: U-2 WALKWAY Date: 11/13/17 Time: 1400

Unit: N/A BLDG: N/A ELEV: N/A Surveyor Name(s): (Print) P. ARCHER (Sign) P. Archer

ZIONSOLUTIONS

RWP: 2017 - 0 - 0012 Rad Posting: SEE MAP Air Sample taken: ☐yes ☒no

Dosimetry Placement: ☒ Chest ☐Head ☐Thigh ☐Other N/A

Instrument Model	Serial #
M-12/44-10	274196
N/A	

All Smears and/or Large Area Swipes <1000 dpm/100cm² (unless noted below)

#	β-γ	α	#	β-γ	α	Masslinns Letter	β-γ
N/A							

DRPs detected : ☐Yes ☒No ☐N/A

Purpose of Survey:
- ☐ RWP
- ☒ Routine
- ☐ Investigational
- ☐ Release
- ☐ Other (specify)

Comments:
- ☐ Decon Recommended
- ☐ Shielding Recommended
- ☐ Release Recommended
- ☒ None
- ☐ Other (specify)

▪ ▪ ▪ ▪ = Rad boundary
= Gamma dose rate
(#) = Smear location
△ = Air Sample
*#/# = Contact/ 30cm dose rates
ABC = Large area swipe
MAL = Minimum Action Level

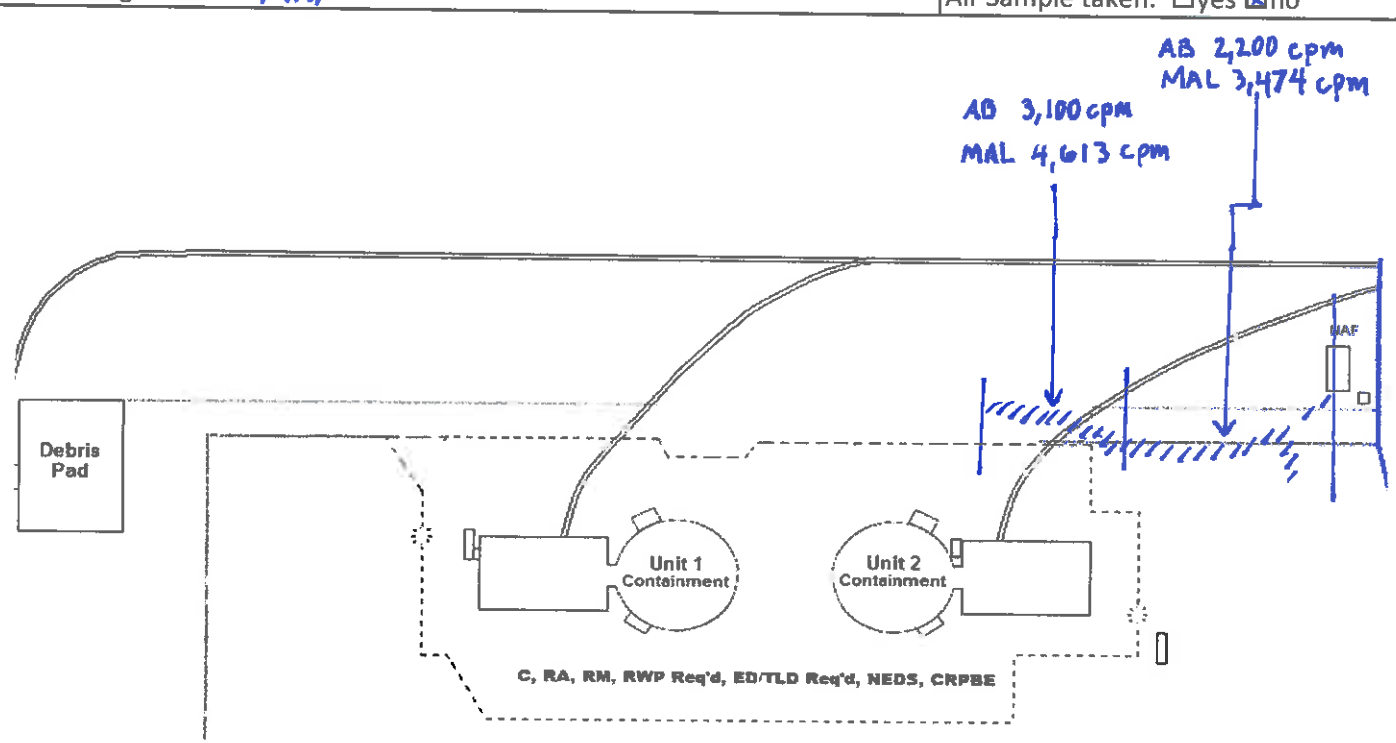

ALL RESULTS < MAL

▨ indicates area(s) where 44-10 survey was performed

AB - Average Background

Peer Check (Signature): RPS Approval (Signature):

Survey #: 2017 - 4139

Description: U-1 Daily walkway

Date: 11 / 14 / 17

Time: 1323

Unit: N/A BLDG: 015 ELEV: 592

Surveyor Name(s): (Print) Lynn Lindemann (Sign) Lynn Lindemann

ZIONSOLUTIONS

RWP: 2017 - 0 - 0012

Rad Posting: See Below

Air Sample taken: ☐yes ☒no

Dosimetry Placement: ☒ Chest ☐Head ☐Thigh ☐Other N/A

Instrument Model	Serial #
M-12/44-10	274196
A	A
N	N

All Smears and/or Large Area Swipes <1000 dpm/100cm² (unless noted below)

#	β-γ	α	#	β-γ	α	Masslinns Letter	β-γ
					A		
				N			

DRPs detected : ☐Yes ☒No ☐N/A

Purpose of Survey:
- ☐ RWP
- ☒ Routine
- ☐ Investigational
- ☐ Release
- ☐ Other (specify)

Comments:
- ☐ Decon Recommended
- ☐ Shielding Recommended
- ☐ Release Recommended
- ☒ None
- ☐ Other (specify)

- - - - = Rad boundary
= Gamma dose rate
(#) = Smear location
△ = Air Sample
*## = Contact/ 30cm dose rates
ABC = Large area swipe
MAL = Minimum Action Level

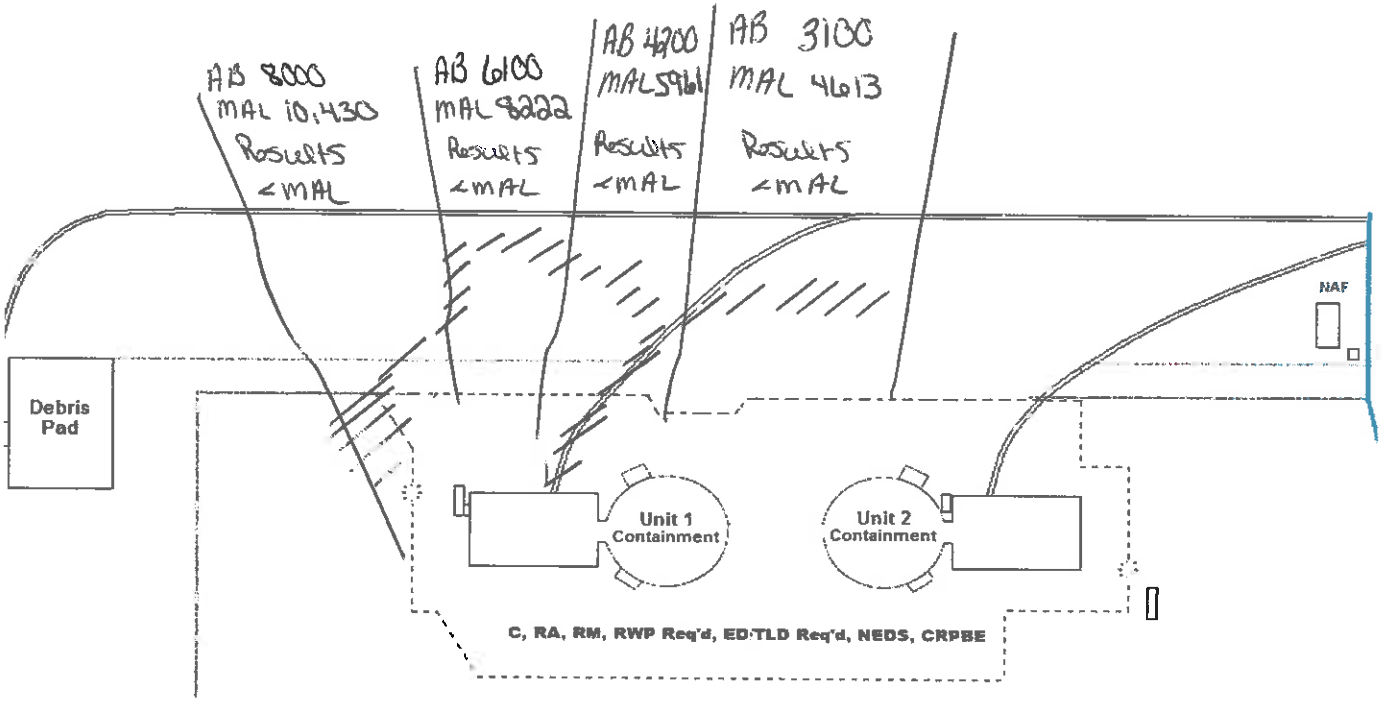

indicates area(s) where 44-10 survey was performed

AB - Average Background cpm

Peer Check (Signature): [signature]

RPS Approval (Signature): [signature]

Survey #: 2017-4148

Unit: N/A BLDG: N/A ELEV: N/A

Description: U-2 O/S WALKWAY Date: 11/14/17 Time: 1500

Surveyor Name(s): (Print) P. ARCHER (Sign) P. A[illegible]

ZIONSOLUTIONS

RWP: 2017 - 0 - 0012

Rad Posting: SEE MAP

Air Sample taken: ☐yes ☒no

Dosimetry Placement: ☒ Chest ☐Head ☐Thigh ☐Other N/A

Instrument Model	Serial #
M-12/ 44-10	274196
N/A	

All Smears and/or Large Area Swipes <1000 dpm/100cm² (unless noted below)

#	β-γ	α	#	β-γ	α	Masslinns Letter	β-γ
				N/A			

DRPs detected : ☐Yes ☒No ☐N/A

Purpose of Survey:
- ☐ RWP
- ☒ Routine
- ☐ Investigational
- ☐ Release
- ☐ Other (specify)

Comments:
- ☐ Decon Recommended
- ☐ Shielding Recommended
- ☐ Release Recommended
- ☒ None
- ☐ Other (specify)

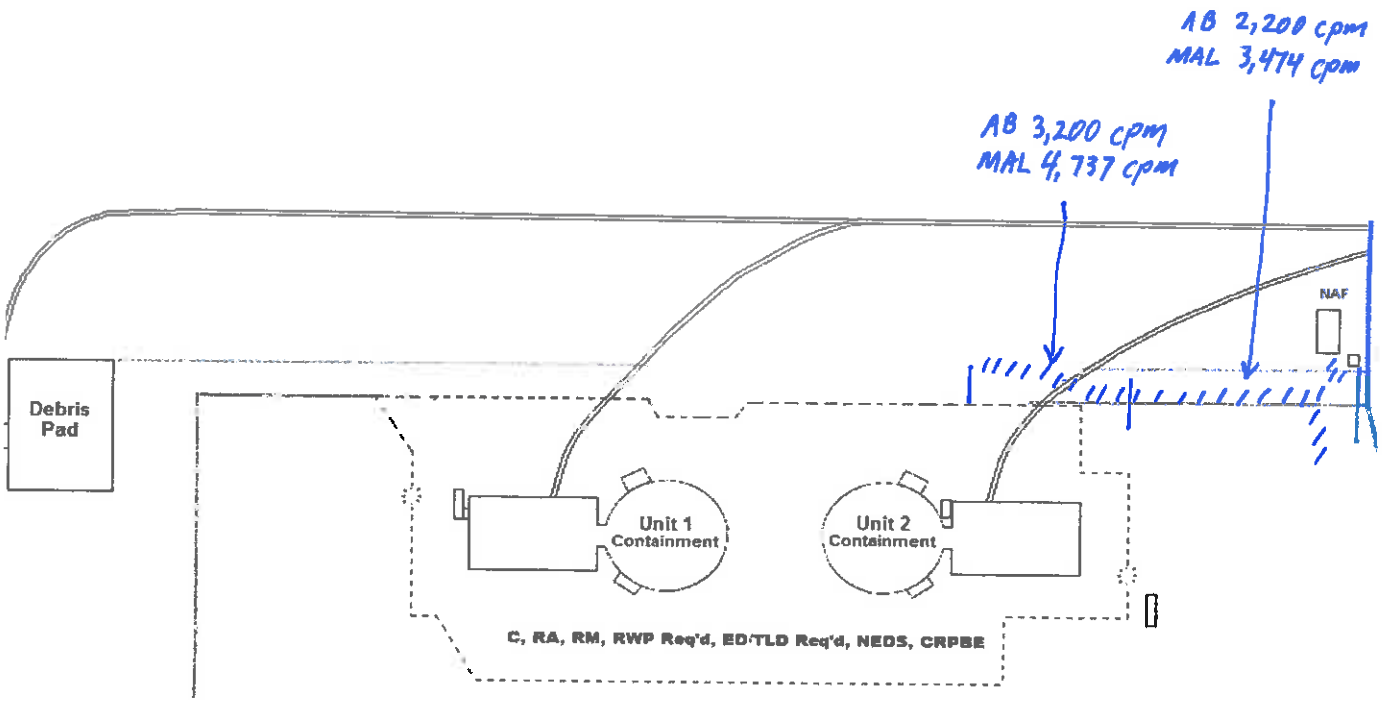

ALL RESULTS < MAL

▨ indicates area(s) where 44-10 survey was performed

AB - Average Background

- - - - = Rad boundary
= Gamma dose rate
(#) = Smear location
△ = Air Sample
*#/# = Contact/ 30cm dose rates
ABC = Large area swipe
MAL = Minimum Action Level

Peer Check (Signature): [signature]

RPS Approval (Signature): [signature]

Survey #: 2017-4168

Description: U-1 Daily Walkway

Date: 11/15/17 Time: 1230

Unit: N/A BLDG: 015 ELEV: 592

Surveyor Name(s): (Print) Lynn Lindemann (Sign) Lynn Lindemann

ZIONSOLUTIONS

RWP: 2017 - 0 - 0012

Rad Posting: See Below

Air Sample taken: ☐yes ■no

Dosimetry Placement: ■ Chest ☐Head ☐Thigh ☐Other N/A

Instrument Model	Serial #
M-12 / 44-10	301959
A	A
N	N

All Smears and/or Large Area Swipes <1000 dpm/100cm² (unless noted below)

#	β-γ	α	#	β-γ	α	Masslinns Letter	β-γ
					A		
				N			

DRPs detected : ☐Yes ■No ☐N/A

Purpose of Survey:
- ☐ RWP
- ■ Routine
- ☐ Investigational
- ☐ Release
- ☐ Other (specify)

Comments:
- ☐ Decon Recommended
- ☐ Shielding Recommended
- ☐ Release Recommended
- ■ None
- ☐ Other (specify)

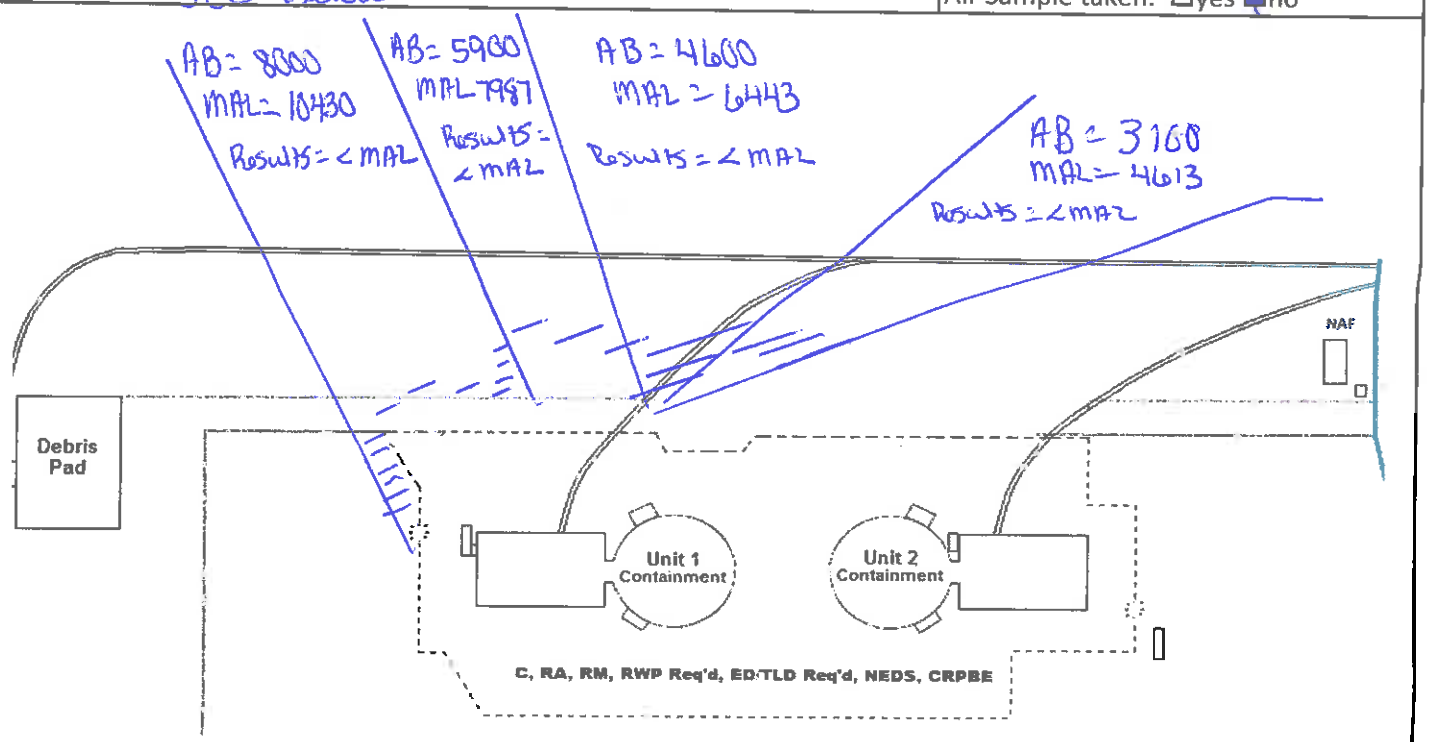

▨ indicates area(s) where 44-10 survey was performed

AB - Average Background cpm

- - - - = Rad boundary
= Gamma dose rate
(#) = Smear location
△ = Air Sample
*#/# = Contact/ 30cm dose rates
ABC = Large area swipe
MAL = Minimum Action Level cpm

Peer Check (Signature): [signature]

RPS Approval (Signature): [signature]

Survey #: 2017-4179

Unit: N/A BLDG: N/A ELEV: N/A

Description: U-2 WALKWAY o/s Date: 11/15/17 Time: 1500

Surveyor Name(s): (Print) P. ARCHER (Sign) P. Archer

ZIONSOLUTIONS

RWP: 2017-0-0012

Rad Posting: SEE MAP

Air Sample taken: ☐yes ☒no

Dosimetry Placement: ☒ Chest ☐Head ☐Thigh ☐Other N/A

Instrument Model	Serial #
M-12/44-10	301959
N/A	

All Smears and/or Large Area Swipes <1000 dpm/100cm² (unless noted below)

#	β-γ	α	#	β-γ	α	Masslinns Letter	β-γ
N/A							

DRPs detected : ☐Yes ☒No ☐N/A

Purpose of Survey:
- ☐ RWP
- ☒ Routine
- ☐ Investigational
- ☐ Release
- ☐ Other (specify)

Comments:
- ☐ Decon Recommended
- ☐ Shielding Recommended
- ☐ Release Recommended
- ☒ None
- ☐ Other (specify)

▪▪▪▪ = Rad boundary
= Gamma dose rate
(#) = Smear location
△ = Air Sample
*#/# = Contact/ 30cm dose rates
LRC = Large area swipe
MAL = Minimum Action Level

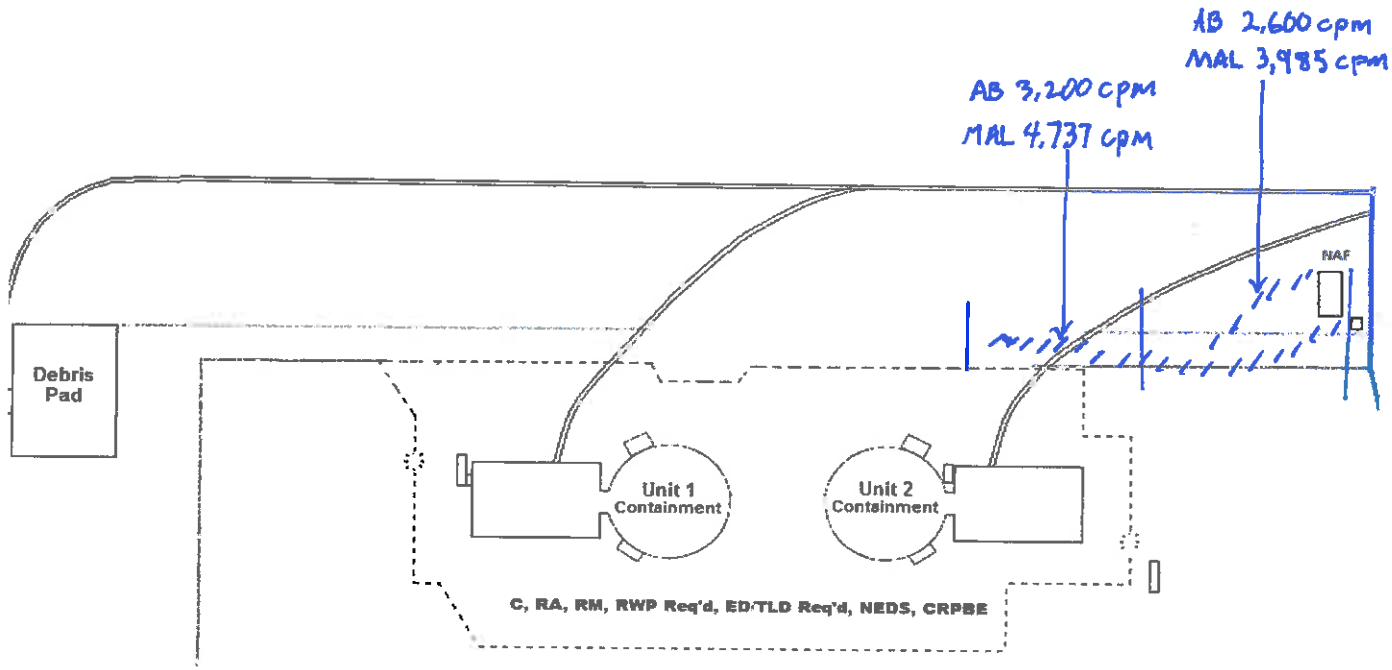

ALL RESULTS < MAL

▨ indicates area(s) where 44-10 survey was performed

AB - Average Background

Peer Check (Signature): Lynn Lindemann

RPS Approval (Signature): [signature]

Survey #: 2017-4201

Description: U-1 & U-2 O/S WALKWAY Date: 11 / 16 / 17 Time: 1400

Unit: N/A BLDG: N/A ELEV: N/A

Surveyor Name(s): (Print) P. ARCHER (Sign) P. Archer

ZIONSOLUTIONS

RWP: 2017 - 0 - 0012

Rad Posting: SEE MAP

Air Sample taken: ☐yes ☒no

Dosimetry Placement: ☒ Chest ☐Head ☐Thigh ☐Other N/A

Instrument Model	Serial #
M-12 / 44-10	274196
N/A	

All Smears and/or Large Area Swipes <1000 dpm/100cm² (unless noted below)

#	β-γ	α	#	β-γ	α	Masslinns Letter	β-γ
N/A							

DRPs detected : ☐Yes ☒No ☐N/A

Purpose of Survey:
- ☐ RWP
- ☒ Routine
- ☐ Investigational
- ☐ Release
- ☐ Other (specify)

Comments:
- ☐ Decon Recommended
- ☐ Shielding Recommended
- ☐ Release Recommended
- ☒ None
- ☐ Other (specify)

- - - - = Rad boundary
- # = Gamma dose rate
- (#) = Smear location
- △ = Air Sample
- *#/# = Contact/ 30cm dose rates
- AEC = Large area swipe
- MAL = Minimum Action Level

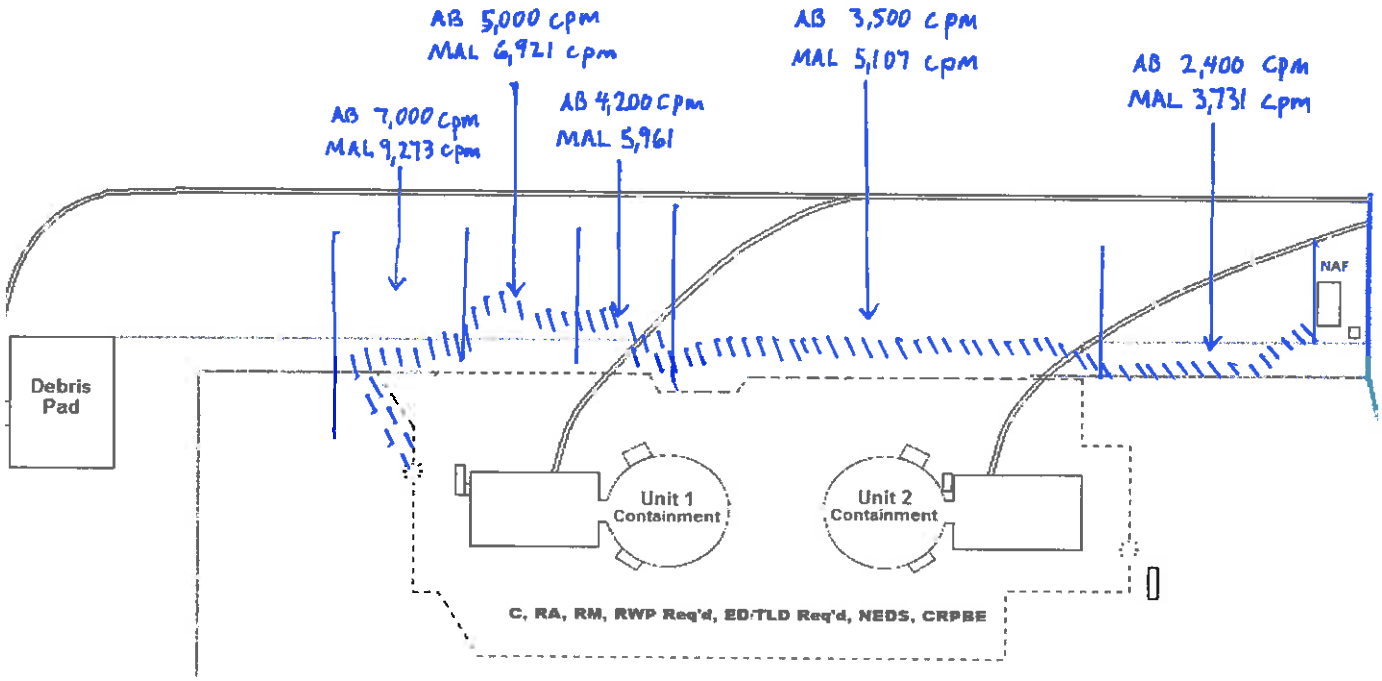

ALL RESULTS < MAL

indicates area(s) where 44-10 survey was performed

OR PA 11-16-17

AB - Average Background

Peer Check (Signature): Lynn Lindmann

RPS Approval (Signature): [signature]

Survey #: 2017-4210 Description: U-1 Daily Walkway Date: 11/17/17 Time: 1421

Unit: N/A BLDG: 015 ELEV: 592 Surveyor Name(s): (Print) Lynn Lindemann (Sign) Lynn Lindemann

ZION SOLUTIONS

RWP: 2017-0-0012 Rad Posting: See Below Air Sample taken: ☐yes ☒no

Dosimetry Placement: ☒ Chest ☐Head ☐Thigh ☐Other N/A

Instrument Model	Serial #
M-12 / 44-10	301959
A	A
N	N

All Smears and/or Large Area Swipes <1000 dpm/100cm² (unless noted below)

#	β-γ	α	#	β-γ	α	Masslinns Letter	β-γ
					A		
				N			

DRPs detected: ☐Yes ☒No ☐N/A

Purpose of Survey:
- ☐ RWP
- ☒ Routine
- ☐ Investigational
- ☐ Release
- ☐ Other (specify)

Comments:
- ☐ Decon Recommended
- ☐ Shielding Recommended
- ☐ Release Recommended
- ☒ None
- ☐ Other (specify)

▪ ▪ ▪ ▪ = Rad boundary
= Gamma dose rate
(#) = Smear location
△ = Air Sample
*#/# = Contact/ 30cm dose rates
ABC = Large area swipe
MAL = Minimum Action Level cpm

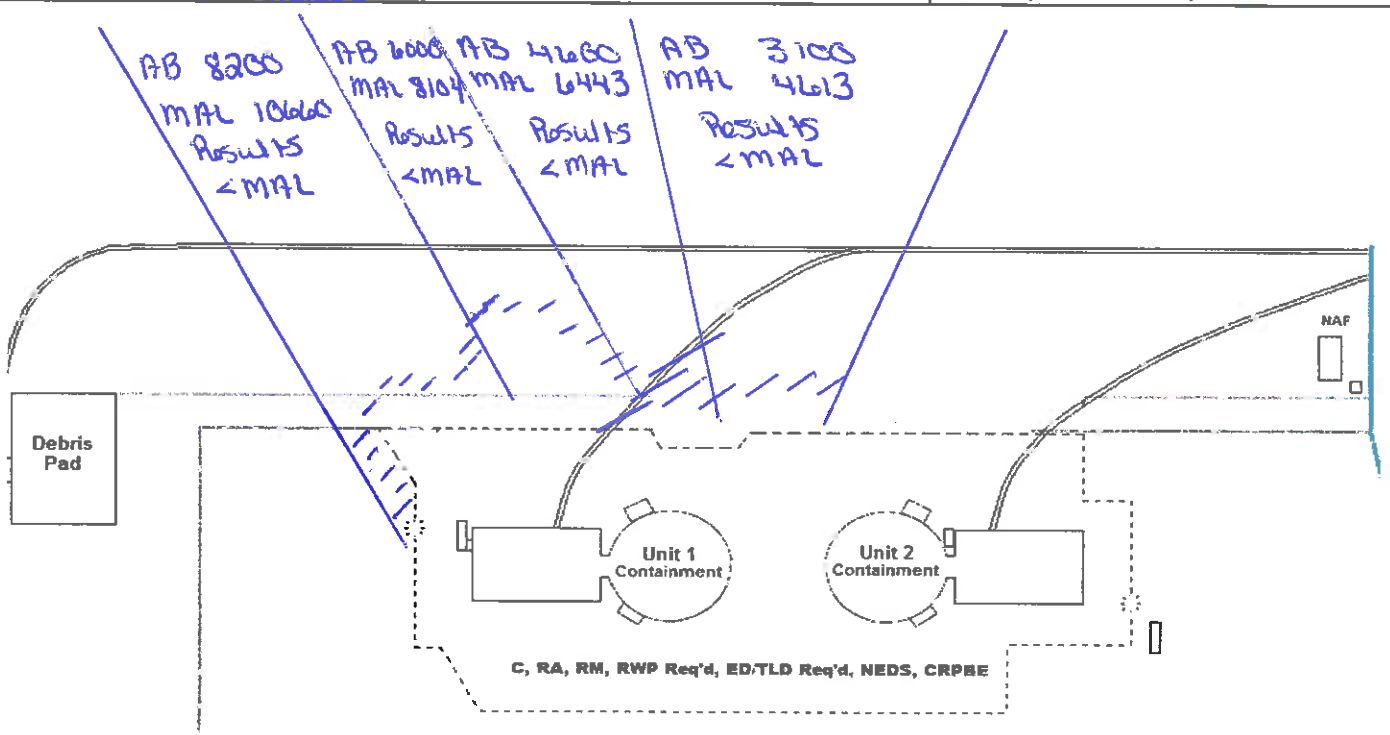

▨ indicates area(s) where 44-10 survey was performed

AB - Average Background cpm

Peer Check (Signature): P. Amelu RPS Approval (Signature): [signature]

Survey #: 2017-4235

Description: 4410 O/S ROUTINE SURVEY Date: 11/18/17 Time: 1230

Unit: Ø BLDG: N/A ELEV: 592

Surveyor Name(s): (Print) A. BRAGADO (Sign) [signature]

ZIONSOLUTIONS

RWP: 2017-0-0003

Rad Posting: SEE BELOW

Air Sample taken: ☐yes ☒no

Dosimetry Placement: ☒ Chest ☐Head ☐Thigh ☐Other N/A

Instrument Model	Serial #
N/A	

All Smears and/or Large Area Swipes <1000 dpm/100cm² (unless noted below)

#	β-γ	α	#	β-γ	α	Masslinns Letter	β-γ
N/A							

DRPs detected : ☐Yes ☐No ☒N/A

Purpose of Survey:
- ☐ RWP
- ☒ Routine
- ☐ Investigational
- ☐ Release
- ☐ Other (specify)

Comments:
- ☐ Decon Recommended
- ☐ Shielding Recommended
- ☐ Release Recommended
- ☒ None
- ☐ Other (specify)

NOTE: DUE TO INCLEMENT WEATHER & GROUND CONDITIONS (MUDDY & STANDING WATER) 4410 SURVEY NOT PERFORMED.

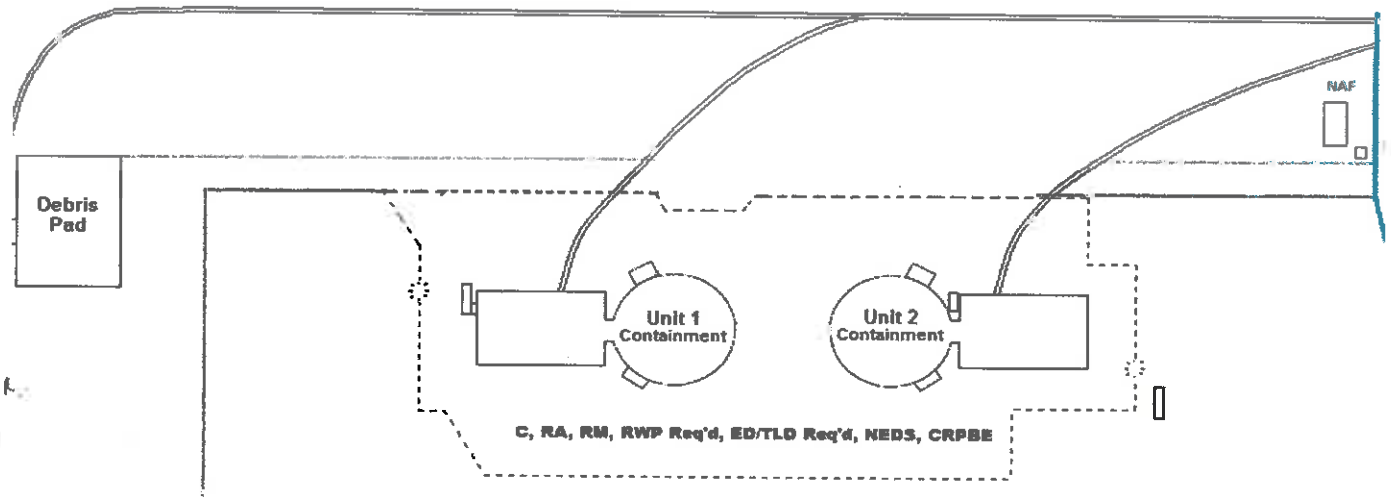

▨ indicates area(s) where 44-10 survey was performed

AB - Average Background in cpm

- - - - = Rad boundary
= Gamma dose rate
(#) = Smear location
△ = Air Sample
*#/# = Contact/ 30cm dose rates
ABC = Large area swipe
MAL = Minimum Action Level

Peer Check (Signature): Lynn Lindemann RPS Approval (Signature): [signature]

Survey #: 2017 - 4256

Unit: N/A BLDG: 015 ELEV: 592

Description: U-1 Daily walkway Date: 11/20/17 Time: 1040

Surveyor Name(s): (Print) Lynn Lindemann (Sign) Lynn Lindemann

ZIONSOLUTIONS

RWP: 2017 - 0 - 0012

Rad Posting: See Below

Air Sample taken: ☐yes ☒no

Dosimetry Placement: ☒ Chest ☐Head ☐Thigh ☐Other N/A

Instrument Model	Serial #
M-12 / 44-10	274196
A	A
N	N

All Smears and/or Large Area Swipes <1000 dpm/100cm² (unless noted below)

#	β-γ	α	#	β-γ	α	Masslinns Letter	β-γ
					A		
				N			

DRPs detected : ☐Yes ☒No ☐N/A

Purpose of Survey:
- ☐ RWP
- ☒ Routine
- ☐ Investigational
- ☐ Release
- ☐ Other (specify)

Comments:
- ☐ Decon Recommended
- ☐ Shielding Recommended
- ☐ Release Recommended
- ☒ None
- ☐ Other (specify)

▪▪▪▪ = Rad boundary
= Gamma dose rate
(#) = Smear location
△ = Air Sample
*#/# = Contact/ 30cm dose rates
LAEC = Large area swipe
MAL = Minimum Action Level

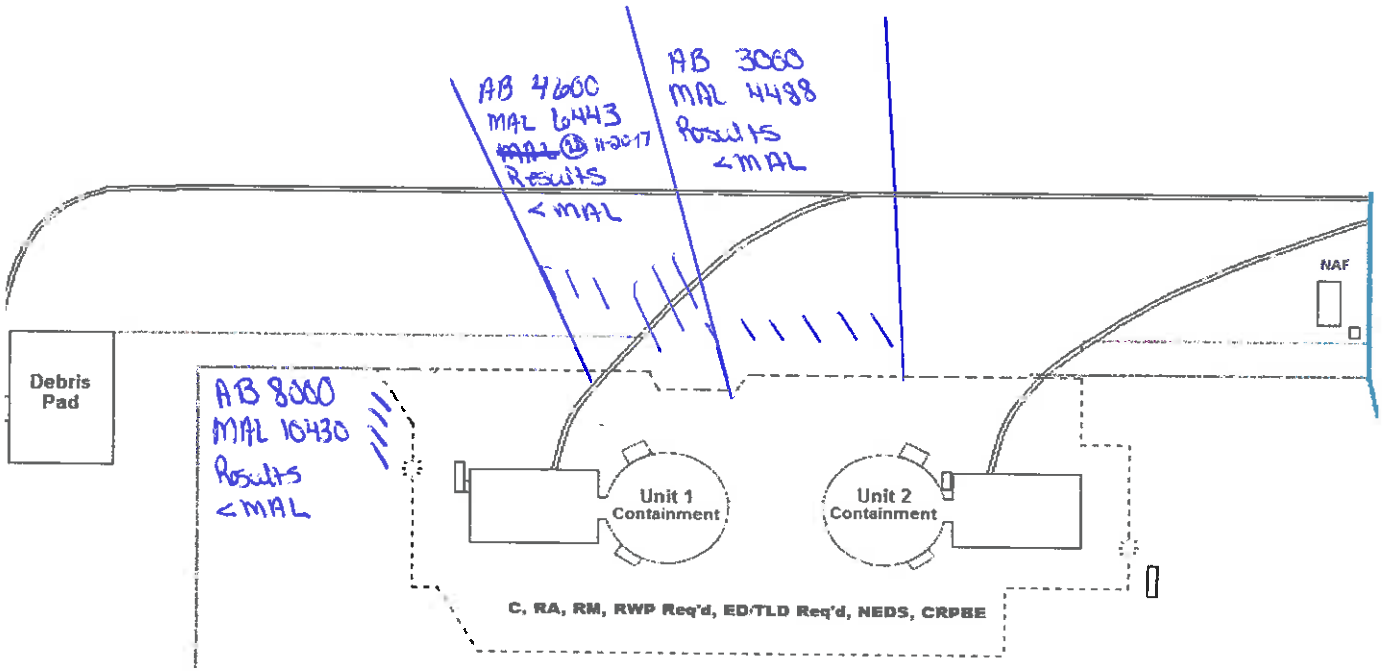

indicates area(s) where 44-10 survey was performed

AB - Average Background cpm

Peer Check (Signature): Brizuela

RPS Approval (Signature):

Survey #: 2017-4267

Description: U-1 Daily Walkway

Date: 11/21/17

Time: 1445

Unit: N/A BLDG: 615 ELEV: 502

Surveyor Name(s): (Print) Lynn Lindemann (Sign) Lynn Lindemann

ZIONSOLUTIONS

RWP: 2017 - 0 - 0012

Rad Posting: See Below

Air Sample taken: ☐yes ☑no

Dosimetry Placement: ☑ Chest ☐Head ☐Thigh ☐Other N/A

Instrument Model	Serial #
m-12 / 44-10	299990
A	17
N	N

All Smears and/or Large Area Swipes <1000 dpm/100cm² (unless noted below)

#	β-γ	α	#	β-γ	α	Masslinns Letter	β-γ
					A		
				N			

DRPs detected : ☐Yes ☑No ☐N/A

Purpose of Survey:
- ☐ RWP
- ☑ Routine
- ☐ Investigational
- ☐ Release
- ☐ Other (specify)

Comments:
- ☐ Decon Recommended
- ☐ Shielding Recommended
- ☐ Release Recommended
- ☑ None
- ☐ Other (specify)

▪▪▪▪ = Rad boundary
= Gamma dose rate
(#) = Smear location
△ = Air Sample
*#/# = Contact/ 30cm dose rates
ABC = Large area swipe
MAL = Minimum Action Level cpm

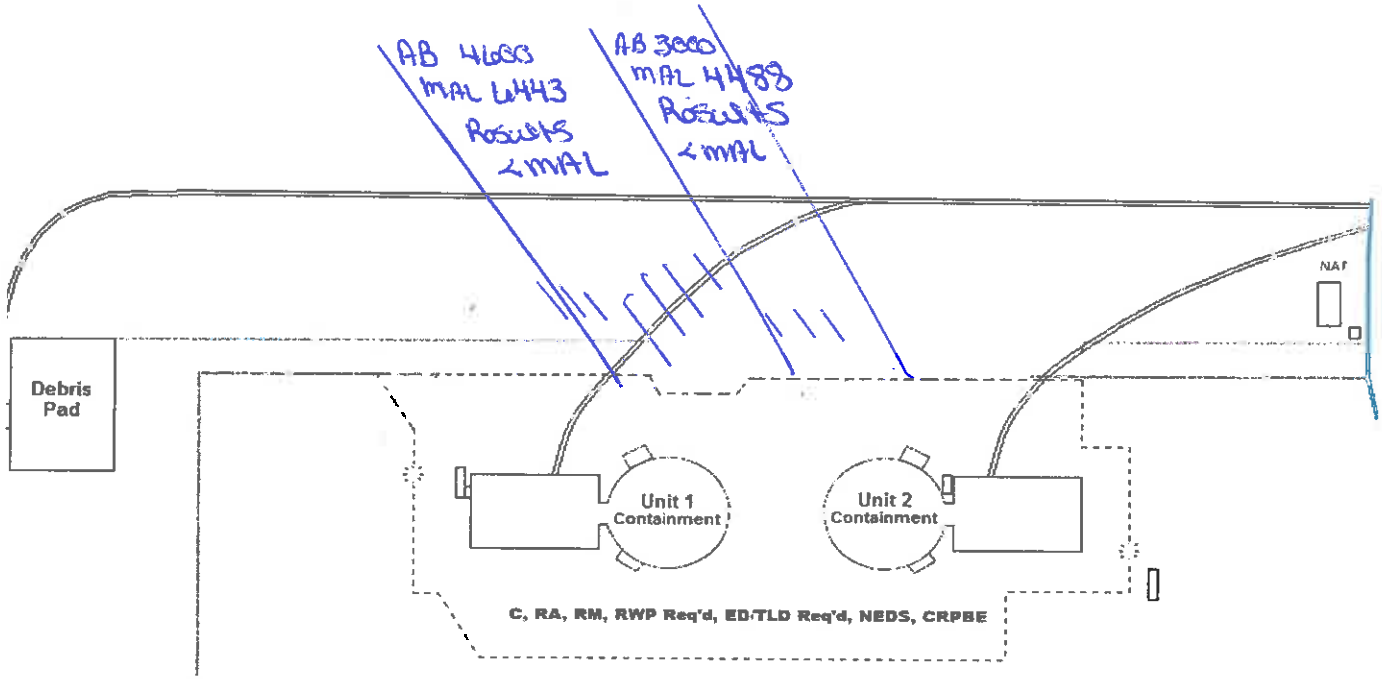

▨ indicates area(s) where 44-10 survey was performed

AB - Average Background cpm

Peer Check (Signature): [signature]

RPS Approval (Signature): [signature]

Survey #: 2017-4282

Unit: 2 BLDG: O/S ELEV: 592'

Description: Unit 2 Daily Pathway Date: 11/21/17 Time: 1430

Surveyor Name(s): (Print) C. Terp (Sign) CL T

ZIONSOLUTIONS

RWP: 2017 - 0 - 0012

Rad Posting: N/A

Air Sample taken: ☐yes ☒no

Dosimetry Placement: ☒ Chest ☐ Head ☐ Thigh ☐ Other N/A

Instrument Model	Serial #
M12/44-10	302015
N/A	N/A

All Smears and/or Large Area Swipes <1000 dpm/100cm² (unless noted below)

#	β-γ	α	#	β-γ	α	Masslinns Letter	β-γ
				N			
					A		

DRPs detected: ☐Yes ☒No ☐N/A

Purpose of Survey:
- ☐ RWP
- ☒ Routine
- ☐ Investigational
- ☐ Release
- ☐ Other (specify)

Comments:
- ☐ Decon Recommended
- ☐ Shielding Recommended
- ☐ Release Recommended
- ☒ None
- ☐ Other (specify)

▪▪▪▪ = Rad boundary
= Gamma dose rate
(#) = Smear location
△ = Air Sample
*## = Contact/ 30cm dose rates
LAS = Large area swipe
MAL = Minimum Action Level

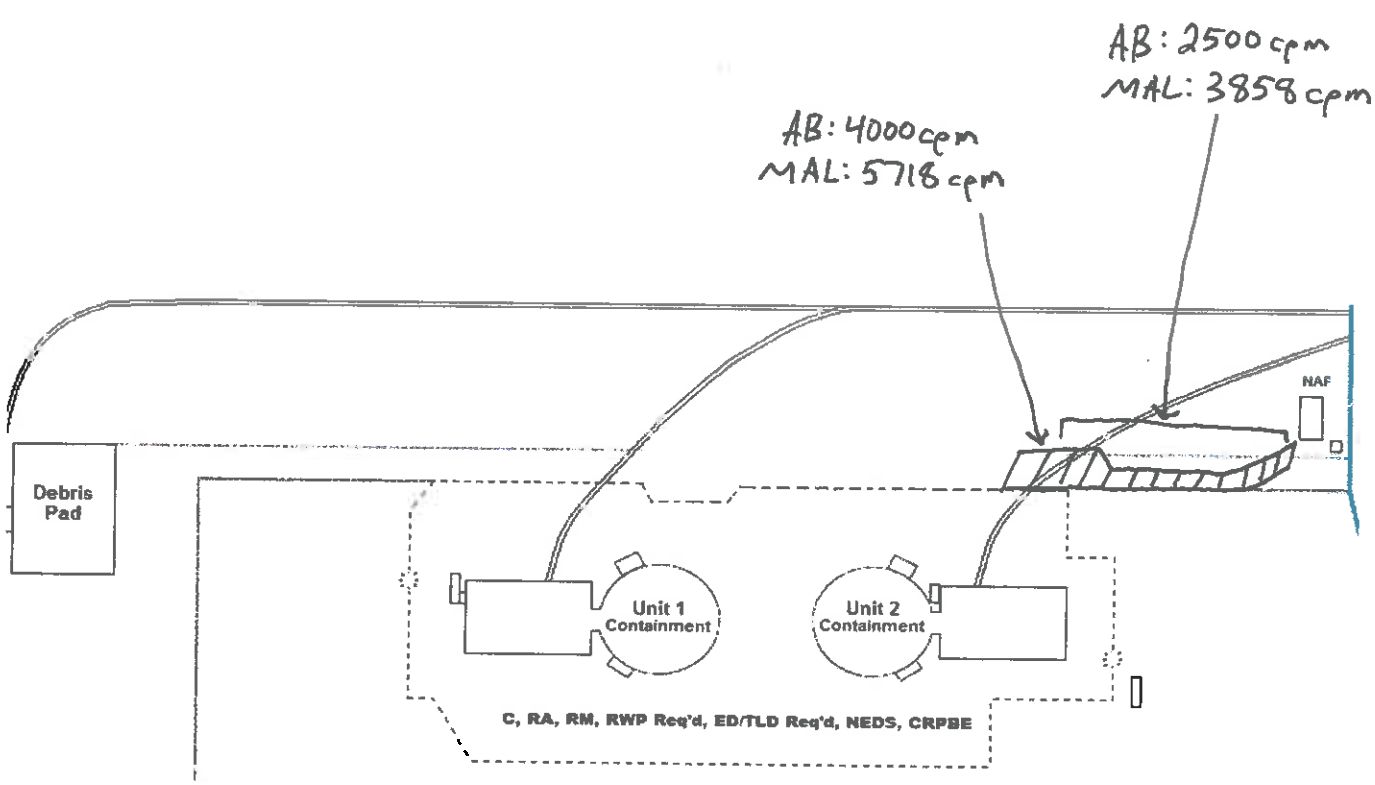

▨ indicates area(s) where 44-10 survey was performed

AB - Average Background cpm

No counts above MAL

Peer Check (Signature): [signature] RPS Approval (Signature): [signature]

Survey #: 2017-4295

Unit: N/A BLDG: O/S ELEV: 592'

Description: Unit 1/2 Daily Pathway Date: 11/22/17 Time: 0900

Surveyor Name(s): (Print) C. Terp (Sign) C. T

ZIONSOLUTIONS

RWP: 2017 - 0 - 0012

Rad Posting: N/A

Air Sample taken: ☐yes ☒no

Dosimetry Placement: ☒ Chest ☐Head ☐Thigh ☐Other N/A

Instrument Model	Serial #
M12/44.10	302015
N/A	N/A

All Smears and/or Large Area Swipes <1000 dpm/100cm² (unless noted below)

#	β-γ	α	#	β-γ	α	Masslinns Letter	β-γ
				N	A		

DRPs detected : ☐Yes ☒No ☐N/A

Purpose of Survey:
- ☐ RWP
- ☒ Routine
- ☐ Investigational
- ☐ Release
- ☐ Other (specify)

Comments:
- ☐ Decon Recommended
- ☐ Shielding Recommended
- ☐ Release Recommended
- ☒ None
- ☐ Other (specify)

- - - - = Rad boundary
= Gamma dose rate
(#) = Smear location
△ = Air Sample
*#/# = Contact/ 30cm dose rates
ABC = Large area swipe
MAL = Minimum Action Level

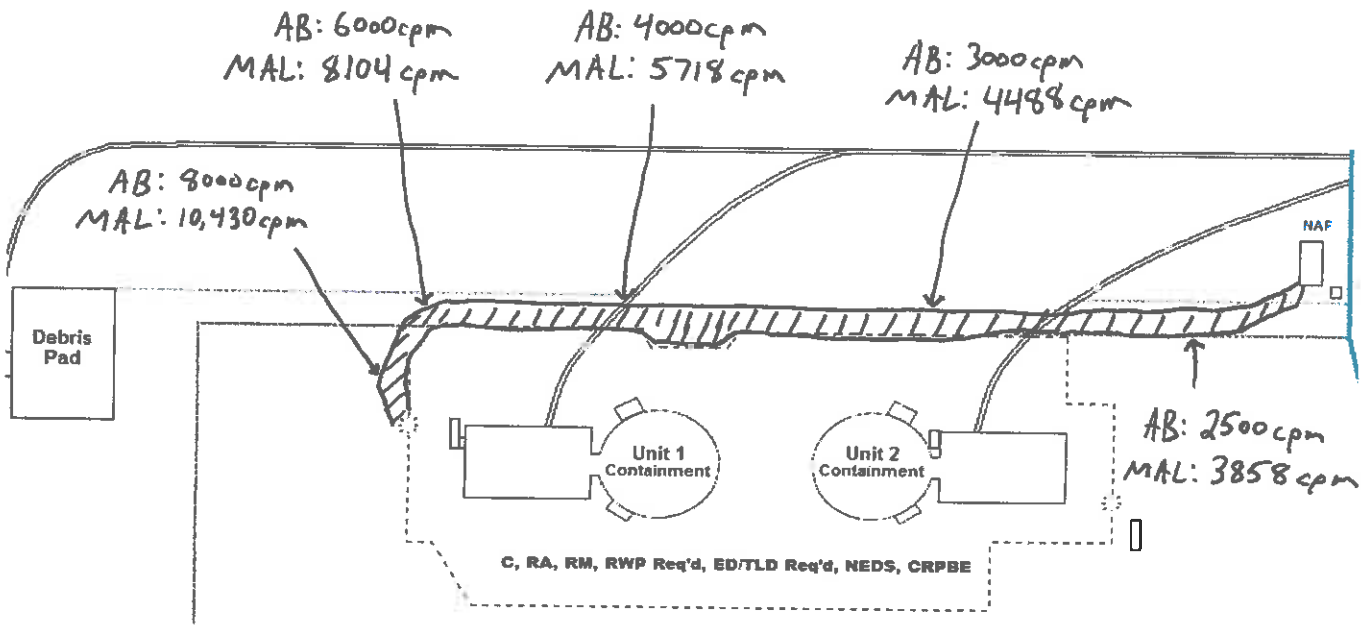

▨ indicates area(s) where 44-10 survey was performed

AB - Average Background

No results above MAL

Peer Check (Signature): [signature]

RPS Approval (Signature): [signature]

Survey #: 2017-4328

Unit: N/A BLDG: N/A ELEV: N/A

Description: U-1 x U-2 O/S WALKWAY Date: 11/27/17 Time: 1500

Surveyor Name(s): (Print) P. ARCHER (Sign) P. Archer

ZIONSOLUTIONS

RWP: 2017 - 0 - 0012

Rad Posting: SEE MAP

Air Sample taken: ☐yes ☒no

Dosimetry Placement: ☒ Chest ☐Head ☐Thigh ☐Other N/A

Instrument Model	Serial #
M-12/44-10	302044
N/A	

All Smears and/or Large Area Swipes <1000 dpm/100cm² (unless noted below)

#	β-γ	α	#	β-γ	α	Masslinns Letter	Masslinns β-γ
N/A							

DRPs detected : ☐Yes ☒No ☐N/A

Purpose of Survey:
- ☐ RWP
- ☒ Routine
- ☐ Investigational
- ☐ Release
- ☐ Other (specify)

Comments:
- ☐ Decon Recommended
- ☐ Shielding Recommended
- ☐ Release Recommended
- ☒ None
- ☐ Other (specify)

- - - - = Rad boundary
= Gamma dose rate
(#) = Smear location
△ = Air Sample
*#/# = Contact/ 30cm dose rates
LEC = Large area swipe
MAL = Minimum Action Level

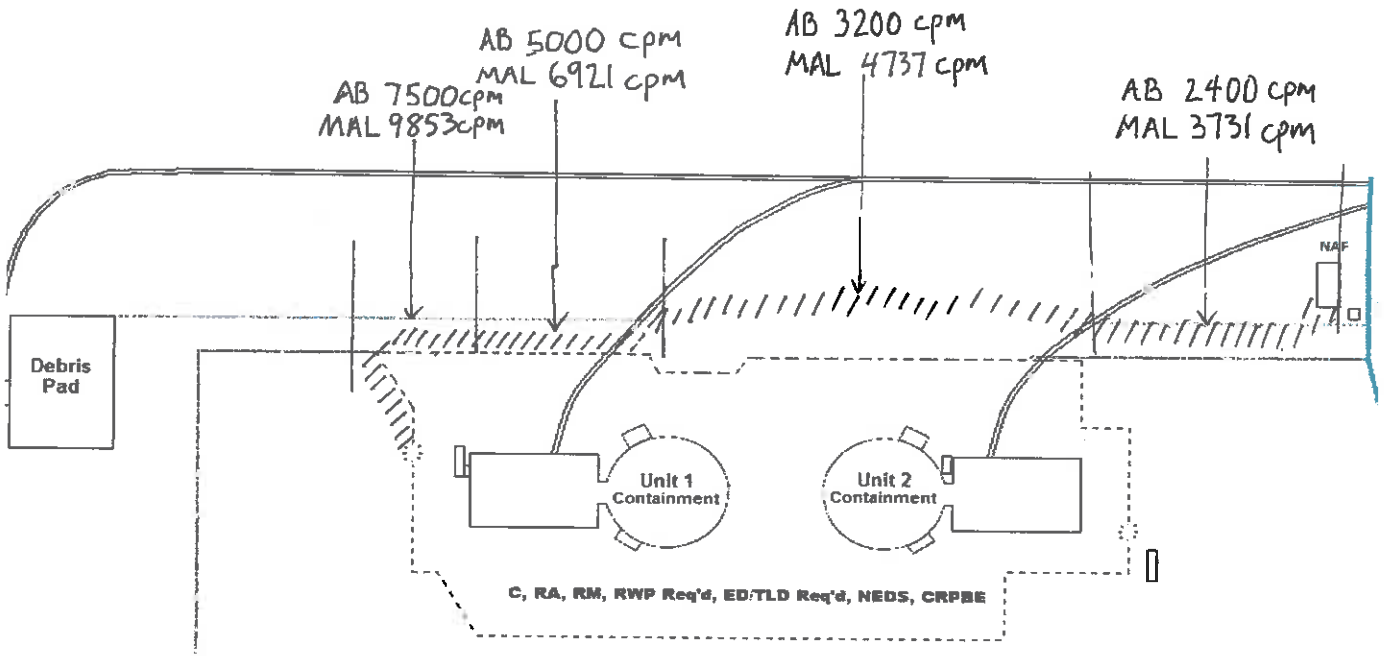

ALL RESULTS < MAL

▨ indicates area(s) where 44-10 survey was performed

AB - Average Background

Peer Check (Signature): [signature]

RPS Approval (Signature): [signature]

Survey #: 2017-4349 | Description: 44-10 Pathway | Date: 11/28/17 | Time: 1423

Unit: 1 | BLDG: O/S | ELEV: 592'

Surveyor Name(s): (Print) Bo Skornicka (Sign) [signature]

ZION SOLUTIONS

RWP: 2017 - O - 0012

Rad Posting: See Below

Air Sample taken: ☐yes ☒no

Dosimetry Placement: ☒ Chest ☐ Head ☐ Thigh ☐ Other N/A

Instrument Model	Serial #
M-12/44-10	302015
N/A	N/A

All Smears and/or Large Area Swipes <1000 dpm/100cm² (unless noted below)

#	β-γ	α	#	β-γ	α	Masslinns Letter	β-γ
				N			
				A			

DRPs detected: ☐Yes ☒No ☐N/A

Purpose of Survey:
- ☐ RWP
- ☒ Routine
- ☐ Investigational
- ☐ Release
- ☐ Other (specify)

Comments:
- ☐ Decon Recommended
- ☐ Shielding Recommended
- ☐ Release Recommended
- ☒ None
- ☐ Other (specify)

- - - - = Rad boundary
= Gamma dose rate
(#) = Smear location
△ = Air Sample
*## = Contact/ 30cm dose rates
ABC = Large area swipe
MAL = Minimum Action Level

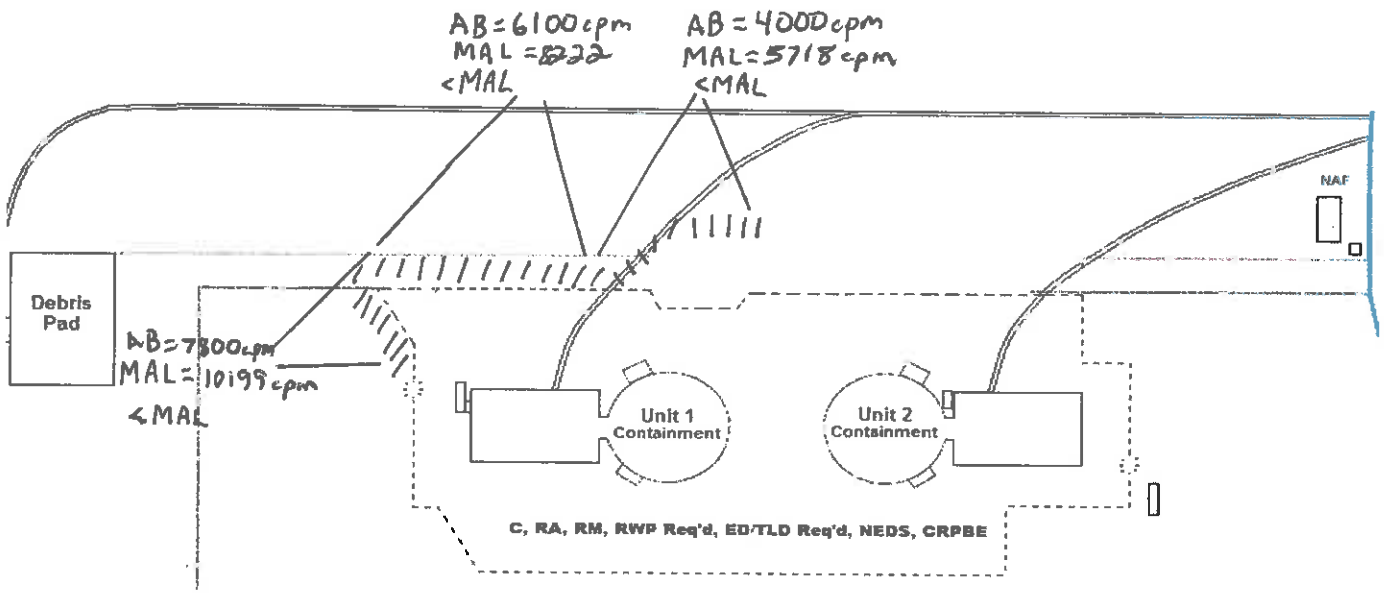

indicates area(s) where 44-10 survey was performed

AB - Average Background

Peer Check (Signature): [signature] RPS Approval (Signature): [signature]

Survey #: 2017-4377 Description: U-1 walkway Date: 11/29/17 Time: 1450

Unit: 1 BLDG: O/S ELEV: 592'

Surveyor Name(s): (Print) Bo Skornicka (Sign) [signature]

ZIONSOLUTIONS

RWP: 2017-O-0012

Rad Posting: See Below

Air Sample taken: ☐yes ☒no

Dosimetry Placement: ☒Chest ☐Head ☐Thigh ☐Other N/A

Instrument Model	Serial #
M-12/44-10	302015
N/A	N/A

All Smears and/or Large Area Swipes <1000 dpm/100cm² (unless noted below)

#	β-γ	α	#	β-γ	α	Masslinns Letter	β-γ

N/A

DRPs detected: ☐Yes ☒No ☐N/A

Purpose of Survey:
- ☐ RWP
- ☒ Routine
- ☐ Investigational
- ☐ Release
- ☐ Other (specify)

Comments:
- ☐ Decon Recommended
- ☐ Shielding Recommended
- ☐ Release Recommended
- ☒ None
- ☐ Other (specify)

- - - - = Rad boundary
= Gamma dose rate
(#) = Smear location
△ = Air Sample
*#/# = Contact/ 30cm dose rates
ABC = Large area swipe
MAL = Minimum Action Level

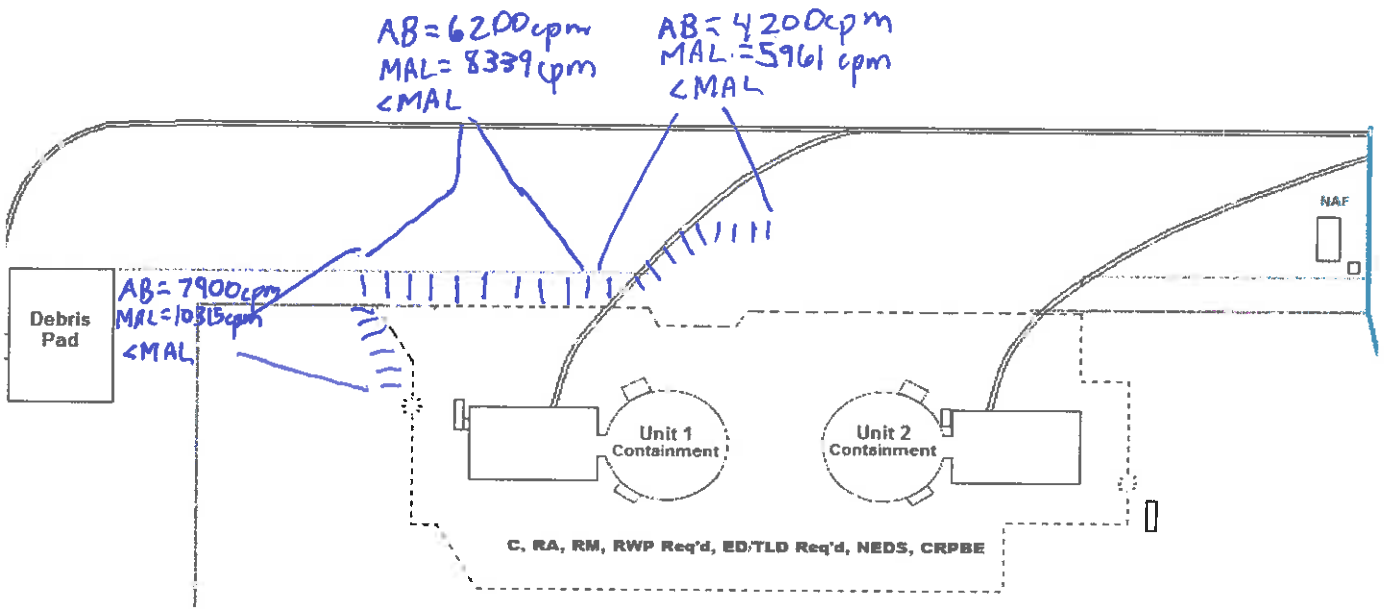

indicates area(s) where 44-10 survey was performed

AB - Average Background

Peer Check (Signature): [signature] RPS Approval (Signature): [signature]

Survey #: 2017-4381

Unit: 2 BLDG: O/S ELEV: 592'

Description: Unit 2 Daily Pathway Date: 11/29/17 Time: 1030

Surveyor Name(s): (Print) C. Terp (Sign) C. T.

ZIONSOLUTIONS

RWP: 2017 - 0 - 0012

Rad Posting: N/A

Air Sample taken: ☐yes ☒no

Dosimetry Placement: ☒ Chest ☐Head ☐Thigh ☐Other N/A

Instrument Model	Serial #
M12/44.10	274196
N/A	N/A

All Smears and/or Large Area Swipes <1000 dpm/100cm² (unless noted below)

#	β-γ	α	#	β-γ	α	Masslinns Letter	β-γ
			N		A		

DRPs detected: ☐Yes ☒No ☐N/A

Purpose of Survey:
- ☐ RWP
- ☒ Routine
- ☐ Investigational
- ☐ Release
- ☐ Other (specify)

Comments:
- ☐ Decon Recommended
- ☐ Shielding Recommended
- ☐ Release Recommended
- ☒ None
- ☐ Other (specify)

- - - - = Rad boundary
= Gamma dose rate
(#) = Smear location
△ = Air Sample
*#/# = Contact/ 30cm dose rates
ABC = Large area swipe
MAL = Minimum Action Level

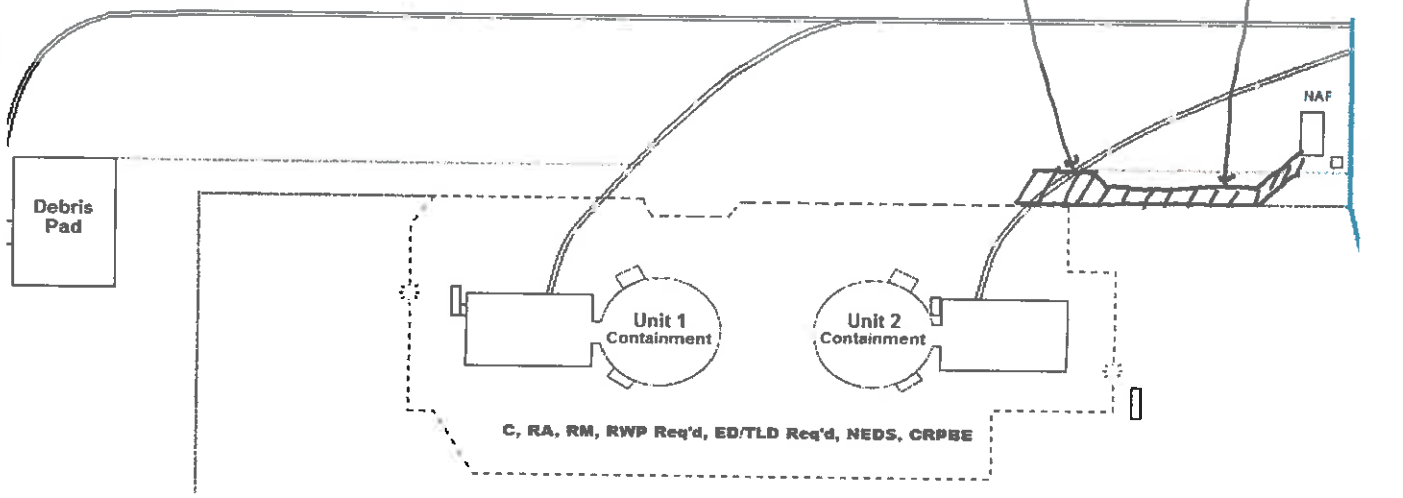

▨ indicates area(s) where 44-10 survey was performed

AB - Average Background

No counts above MAL

Peer Check (Signature): [signature]

RPS Approval (Signature): [signature]

Survey #: 2017-4422 | Description: U-1 & U-2 WALKWAY | Date: 12/02/17 | Time: 1015

Unit: N/A BLDG: N/A ELEV: N/A | Surveyor Name(s): (Print) P. ARCHER (Sign) P. Archer

ZION SOLUTIONS

RWP: 2017 - 0 - 0012 | Rad Posting: SEE MAP | Air Sample taken: ☐yes ☒no

Dosimetry Placement: ☒ Chest ☐Head ☐Thigh ☐Other N/A

Instrument Model	Serial #
M-12/44-10	302015
N/A	

All Smears and/or Large Area Swipes <1000 dpm/100cm² (unless noted below)

#	β-γ	α	#	β-γ	α	Masslinns Letter	β-γ
N/A							

DRPs detected : ☐Yes ☒No ☐N/A

Purpose of Survey:
- ☐ RWP
- ☒ Routine
- ☐ Investigational
- ☐ Release
- ☐ Other (specify)

Comments:
- ☐ Decon Recommended
- ☐ Shielding Recommended
- ☐ Release Recommended
- ☒ None
- ☐ Other (specify)

▪▪▪▪ = Rad boundary
= Gamma dose rate
(#) = Smear location
△ = Air Sample
*#/# = Contact/ 30cm dose rates
ABC = Large area swipe
MAL = Minimum Action Level

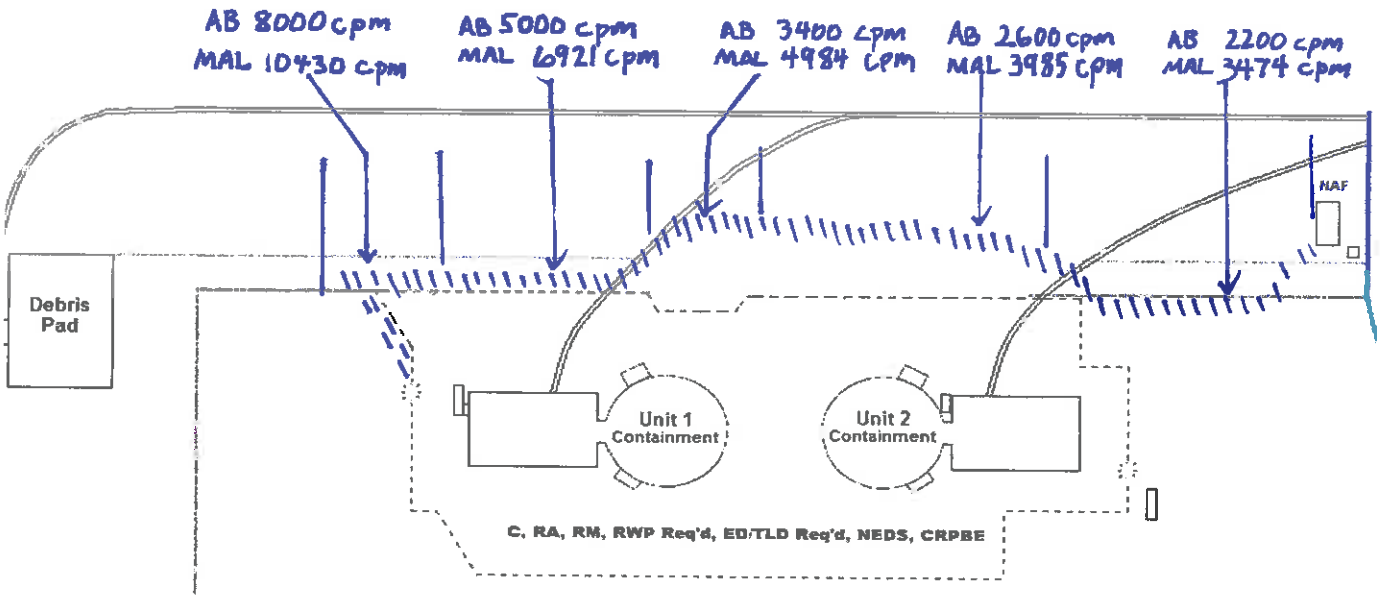

ALL RESULTS < MAL

▨ indicates area(s) where 44-10 survey was performed

AB - Average Background

Peer Check (Signature): Craig R. May | RPS Approval (Signature): [signature]

Survey #: 2017-4442

Description: Daily O/S walkway

Date: 11/30/17 Time: 1330

Unit: N/A BLDG: O/S ELEV: 592'

Surveyor Name(s): (Print) J. Reed (Sign) [signature]

ZION SOLUTIONS

RWP: 2017 - 0 - 0012

Rad Posting: N/A

Air Sample taken: ☐ yes ☒ no

Dosimetry Placement: ☒ Chest ☐ Head ☐ Thigh ☐ Other N/A

Instrument Model	Serial #
M12 / 44-10	302015
N/A	N/A

All Smears and/or Large Area Swipes <1000 dpm/100cm² (unless noted below)

#	β-γ	α	#	β-γ	α	Masslinns Letter	β-γ

DRPs detected: ☐ Yes ☒ No ☐ N/A

Purpose of Survey:
- ☐ RWP
- ☒ Routine
- ☐ Investigational
- ☐ Release
- ☐ Other (specify)

Comments:
- ☐ Decon Recommended
- ☐ Shielding Recommended
- ☐ Release Recommended
- ☒ None
- ☐ Other (specify)

- - - - = Rad boundary
= Gamma dose rate
(#) = Smear location
△ = Air Sample
*#/# = Contact/ 30cm dose rates
ABC = Large area swipe
MAL = Minimum Action Level

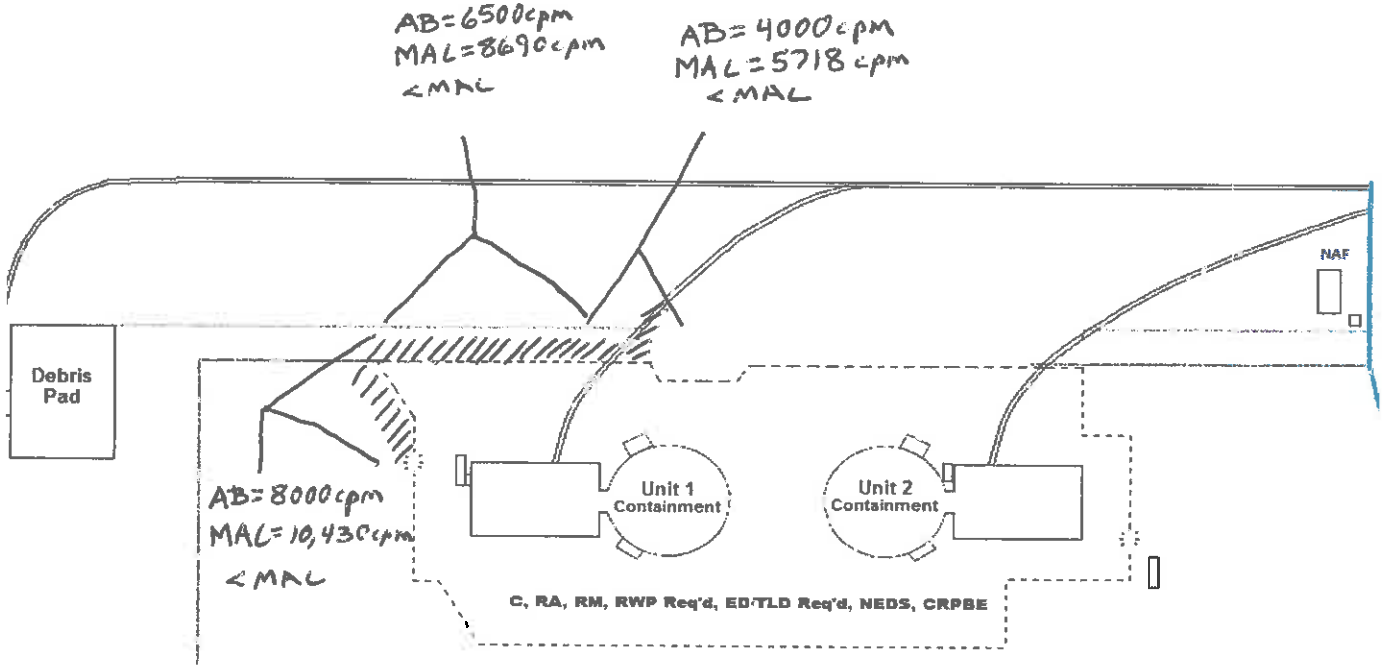

▨ indicates area(s) where 44-10 survey was performed

AB - Average Background

Peer Check (Signature): [signature]

RPS Approval (Signature): [signature]

Survey #: 2017-4445 | Description: Daily O/S Walkways | Date: 12/4/17 | Time: 1000

Unit: N/A BLDG: O/S ELEV: 592'

Surveyor Name(s): (Print) John Reed (Sign) [signature]

ZIONSOLUTIONS

RWP: 2017-0-0012 | Rad Posting: N/A | Air Sample taken: ☐yes ☒no

Dosimetry Placement: ☒ Chest ☐Head ☐Thigh ☐Other N/A

Instrument Model	Serial #
M-12 / 44-10	302015
N/A	N/A

All Smears and/or Large Area Swipes <1000 dpm/100cm² (unless noted below)

#	β-γ	α	#	β-γ	α	Masslinns Letter	β-γ

DRPs detected : ☐Yes ☒No ☐N/A

Purpose of Survey:
- ☐ RWP
- ☒ Routine
- ☐ Investigational
- ☐ Release
- ☐ Other (specify)

Comments:
- ☐ Decon Recommended
- ☐ Shielding Recommended
- ☐ Release Recommended
- ☒ None
- ☐ Other (specify)

- = Rad boundary
- # = Gamma dose rate
- (#) = Smear location
- △ = Air Sample
- *#/# = Contact/ 30cm dose rates
- ABC = Large area swipe
- MAL = Minimum Action Level

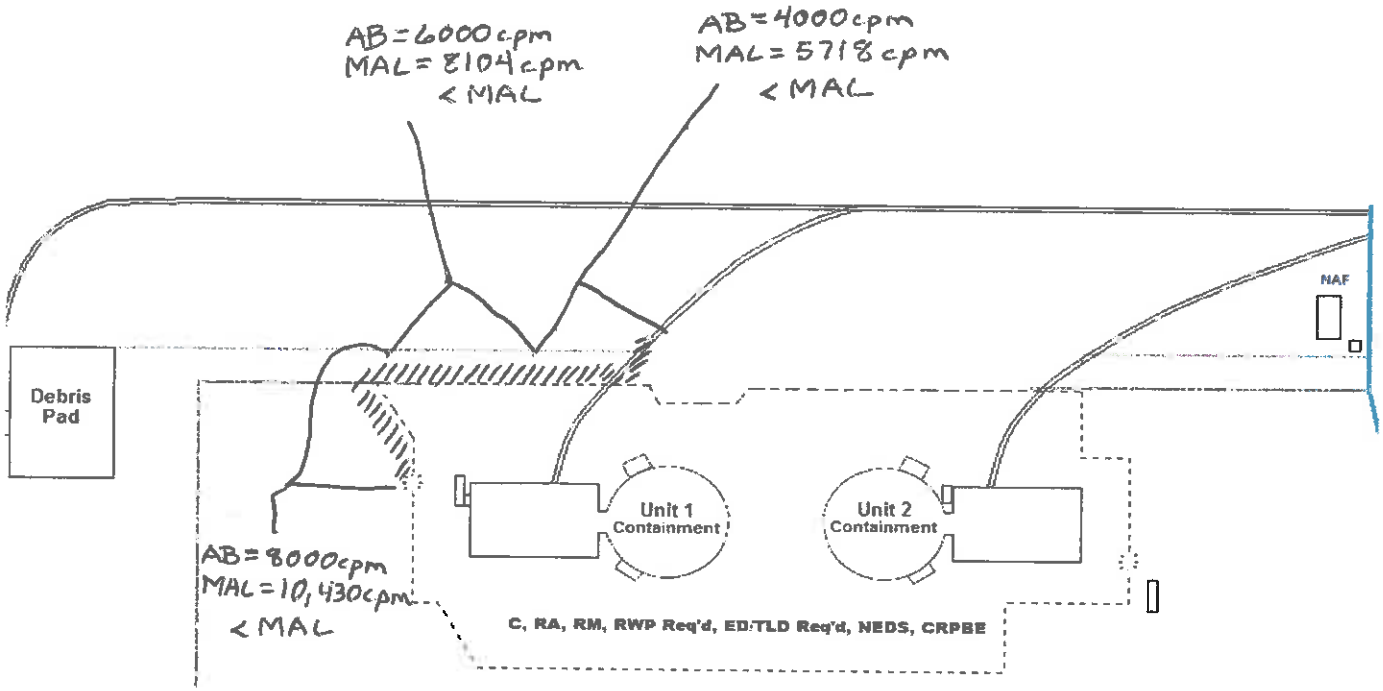

▨ indicates area(s) where 44-10 survey was performed

AB - Average Background

Peer Check (Signature): [signature] RPS Approval (Signature): [signature]

Survey #: 2017-4469

Unit: 2 BLDG: 0/S ELEV: 592'

Description: Unit 2 Daily Pathway Date: 12/5/17 Time: 1400

Surveyor Name(s): (Print) C. Terp (Sign) CL T

ZIONSOLUTIONS

RWP: 2017 - 0 - 0012

Rad Posting: N/A

Air Sample taken: ☐yes ☒no

Dosimetry Placement: ☒ Chest ☐Head ☐Thigh ☐Other N/A

Instrument Model	Serial #
M12/44.10	302015
N/A	N/A

All Smears and/or Large Area Swipes <1000 dpm/100cm² (unless noted below)

#	β-γ	α	#	β-γ	α	Masslinns Letter	β-γ
				N	A		

DRPs detected : ☐Yes ☒No ☐N/A

Purpose of Survey:
- ☐ RWP
- ☒ Routine
- ☐ Investigational
- ☐ Release
- ☐ Other (specify)

Comments:
- ☐ Decon Recommended
- ☐ Shielding Recommended
- ☐ Release Recommended
- ☒ None
- ☐ Other (specify)

- - - - = Rad boundary
= Gamma dose rate
(#) = Smear location
△ = Air Sample
*#/# = Contact/ 30cm dose rates
ABC = Large area swipe
MAL = Minimum Action Level

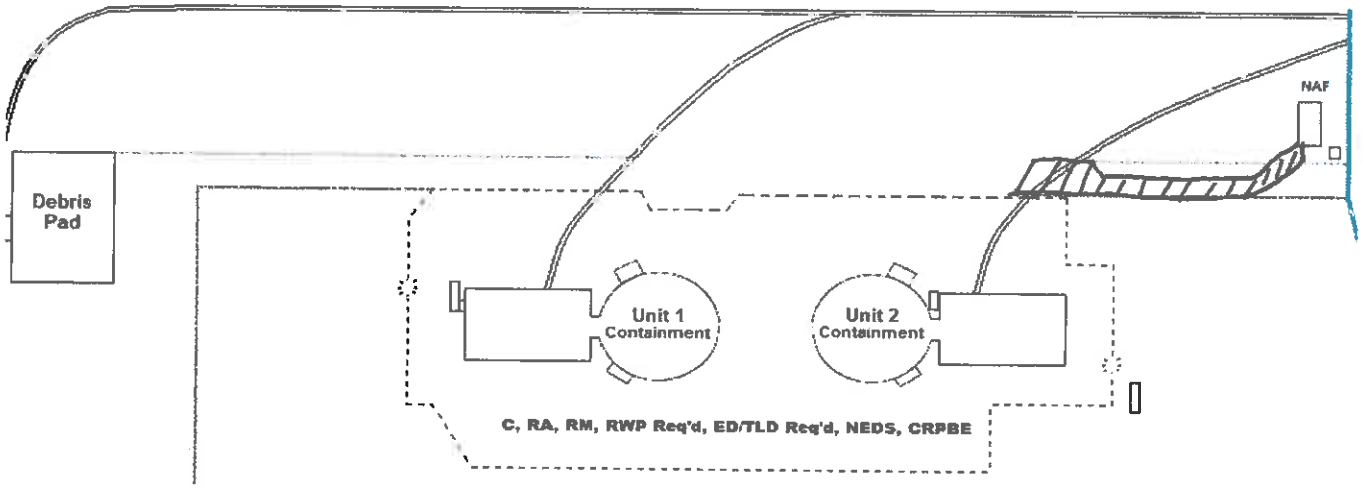

▨ indicates area(s) where 44-10 survey was performed

AB - Average Background = 2,000 cpm

MAL = 3215 cpm

No counts above MAL

Peer Check (Signature): [signature] RPS Approval (Signature): [signature]

Survey #: 2017-4516 36 12/7/17

Unit: N/A BLDG: N/A ELEV: ~~N/A~~ 592'

Description: U2 Pathway Daily

Date: ~~12/7/17~~ 12/6/17 CT 12/7/17

Time: 1400

Surveyor Name(s): (Print) C. Terp (Sign) CL T

ZIONSOLUTIONS

RWP: 2017-0-0012

Rad Posting: N/A

Air Sample taken: ☐yes ☒no

Dosimetry Placement: ☒Chest ☐Head ☐Thigh ☐Other N/A

Instrument Model	Serial #
M-12 / 44-10	301959
N	N
A	A

All Smears and/or Large Area Swipes <1000 dpm/100cm² (unless noted below)

#	β-γ	α	#	β-γ	α	Masslinns Letter	β-γ
			N				
					A		

DRPs detected: ☐Yes ☒No ☐N/A

Purpose of Survey:
- ☐ RWP
- ☒ Routine
- ☐ Investigational
- ☐ Release
- ☐ Other (specify)

Comments:
- ☐ Decon Recommended
- ☐ Shielding Recommended
- ☐ Release Recommended
- ☒ None
- ☐ Other (specify)

▪▪▪▪ = Rad boundary
= Gamma dose rate
(#) = Smear location
△ = Air Sample
*#/# = Contact/ 30cm dose rates
ABC = Large area swipe
MAL = Minimum Action Level

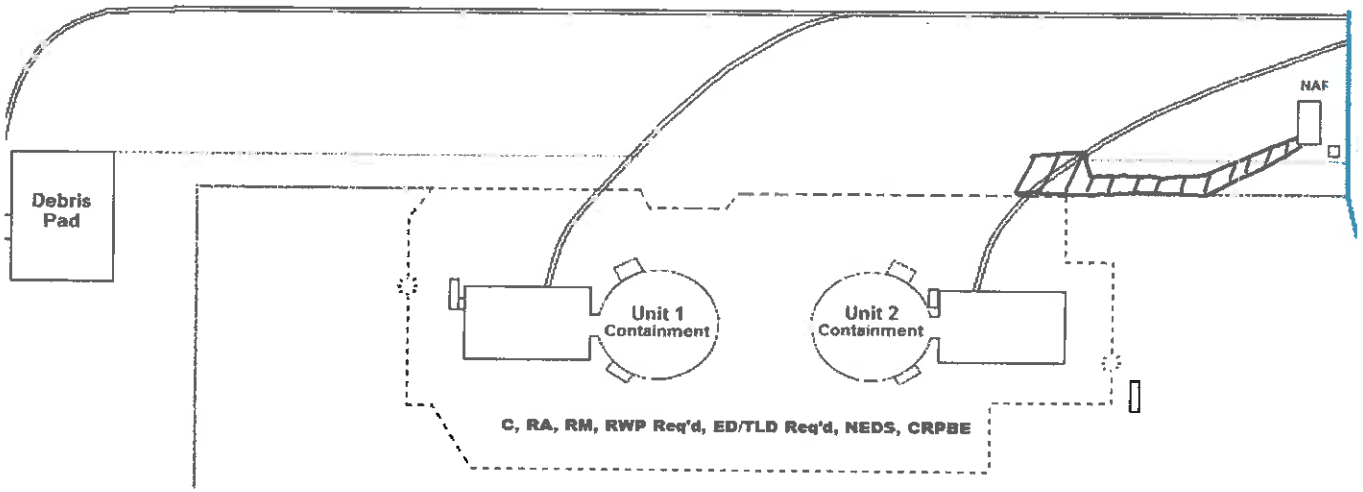

▨ indicates area(s) where 44-10 survey was performed

AB - Average Background : 2200 cpm

MAL : 3474 cpm

No counts above MAL.

Peer Check (Signature): [signature]

RPS Approval (Signature): [signature]

Survey #: 2017-4517

Unit: 2 BLDG: O/S ELEV: 592'

Description: Unit 2 Daily Pathway Date: 12/7/17 Time: 1400

Surveyor Name(s): (Print) C. Terp (Sign) C. T

ZIONSOLUTIONS

RWP: 2017 - 0 - 0012

Rad Posting: N/A

Air Sample taken: ☐yes ☒no

Dosimetry Placement: ☒ Chest ☐Head ☐Thigh ☐Other N/A

Instrument Model	Serial #
M12/44-10	274196
N/A	N/A

All Smears and/or Large Area Swipes <1000 dpm/100cm² (unless noted below)

#	β-γ	α	#	β-γ	α	Masslinns Letter	β-γ
				N			
					A		

DRPs detected: ☐Yes ☒No ☐N/A

Purpose of Survey:
- ☐ RWP
- ☒ Routine
- ☐ Investigational
- ☐ Release
- ☐ Other (specify)

Comments:
- ☐ Decon Recommended
- ☐ Shielding Recommended
- ☐ Release Recommended
- ☒ None
- ☐ Other (specify)

- - - - = Rad boundary
= Gamma dose rate
(#) = Smear location
△ = Air Sample
*#/# = Contact/ 30cm dose rates
ABC = Large area swipe
MAL = Minimum Action Level

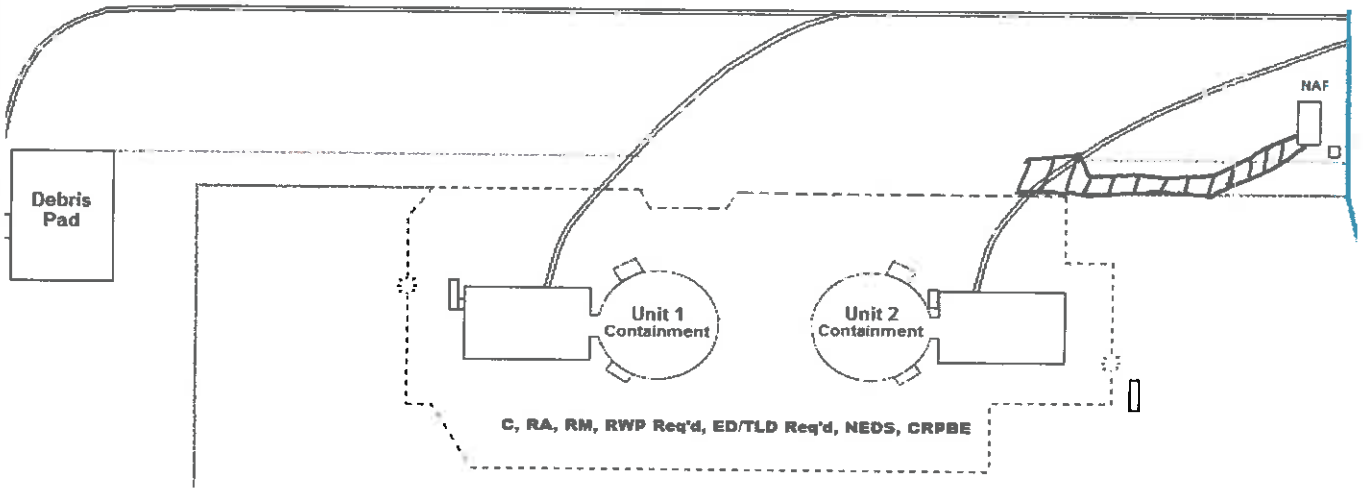

▨ indicates area(s) where 44-10 survey was performed

AB - Average Background = 2200 cpm

MAL = 3474 cpm

No counts above MAL

Peer Check (Signature): [signature]

RPS Approval (Signature): [signature]

Survey #: 2017-4532

Description: 4410 Survey

Date: 12/18/17 Time: 1300

Unit: NA BLDG: NA ELEV: NA

Surveyor Name(s): (Print) Josmin M / Clay Harris (Sign)

ZION SOLUTIONS

RWP: 2017-0-0012

Rad Posting: See Below

Air Sample taken: ☐yes ☑no

Dosimetry Placement: ☑Chest ☐Head ☐Thigh ☐Other

Instrument Model	Serial #
4410 m-12	302015
N/A	N/A

All Smears and/or Large Area Swipes <1000 dpm/100cm² (unless noted below)

#	β-γ	α	#	β-γ	α	Masslinns Letter	β-γ
			N				N
				A			A

DRPs detected: ☐Yes ☑No ☐N/A

Purpose of Survey:
- ☐ RWP
- ☑ Routine
- ☐ Investigational
- ☐ Release
- ☐ Other (specify)

Comments:
- ☐ Decon Recommended
- ☐ Shielding Recommended
- ☐ Release Recommended
- ☑ None
- ☐ Other (specify)

- - - - = Rad boundary
= Gamma dose rate
(#) = Smear location
△ = Air Sample
*#/# = Contact/ 30cm dose rates
ABC = Large area swipe
MAL = Minimum Action Level

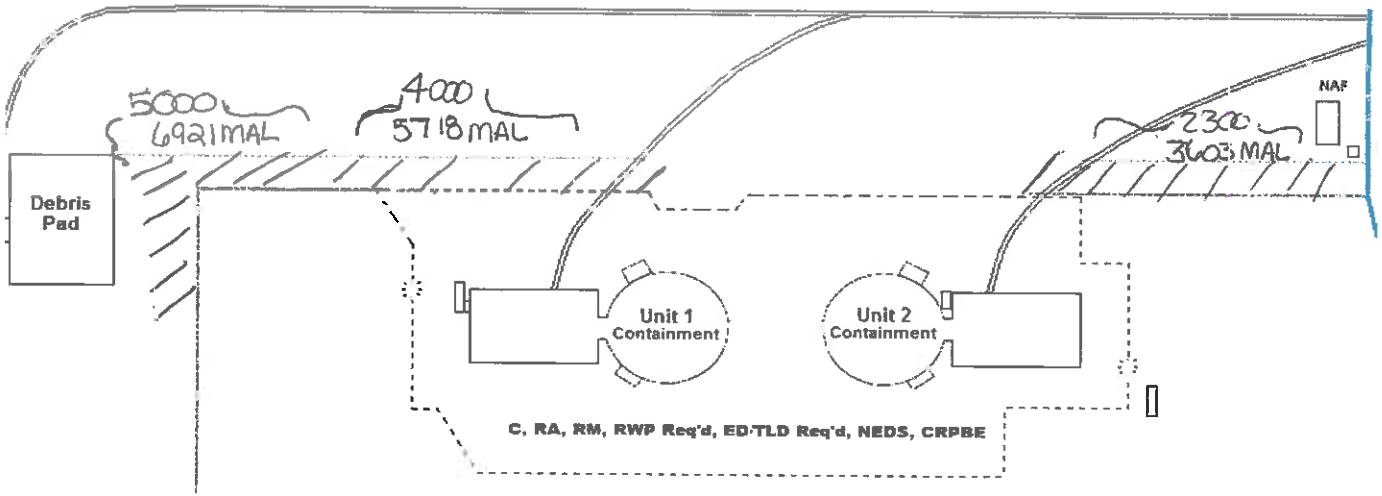

All Readings below Action levels.

▨ indicates area(s) where 44-10 survey was performed

AB - Average Background

Peer Check (Signature): Will Hall

RPS Approval (Signature): Kyle M

Survey #: 2017-4559

Description: U-1 & U-2 WALKWAY

Date: 12/11/17 Time: 1545

Unit: N/A BLDG: N/A ELEV: N/A

Surveyor Name(s): (Print) P. ARCHER (Sign)

ZIONSOLUTIONS

RWP: 2017 - 0 - 0003

Rad Posting: SEE MAP

Air Sample taken: ☐yes ☒no

Dosimetry Placement: ☒ Chest ☐Head ☐Thigh ☐Other N/A

Instrument Model	Serial #
M-17 / 44-10	302015
N/A	

All Smears and/or Large Area Swipes <1000 dpm/100cm² (unless noted below)

#	β-γ	α	#	β-γ	α	Masslinns Letter	β-γ
N/A							

DRPs detected : ☐Yes ☒No ☐N/A

Purpose of Survey:
- ☐ RWP
- ☒ Routine
- ☐ Investigational
- ☐ Release
- ☐ Other (specify)

Comments:
- ☐ Decon Recommended
- ☐ Shielding Recommended
- ☐ Release Recommended
- ☒ None
- ☐ Other (specify)

- - - - = Rad boundary
= Gamma dose rate
(#) = Smear location
△ = Air Sample
*#/# = Contact/ 30cm dose rates
ABC = Large area swipe
MAL = Minimum Action Level

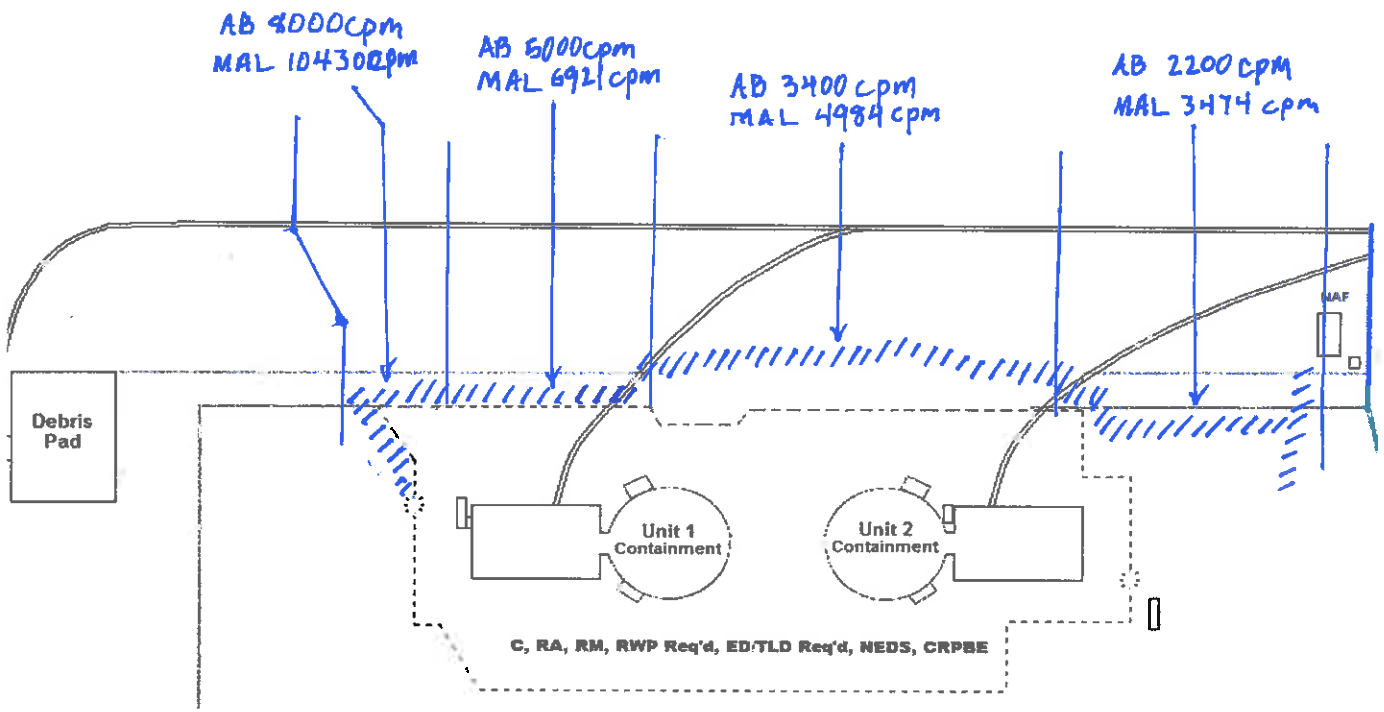

ALL RESULTS < MAL

indicates area(s) where 44-10 survey was performed

AB - Average Background

Peer Check (Signature): Bo Shin

RPS Approval (Signature):

Survey #: 2017-4587

Unit: N/A BLDG: N/A ELEV: N/A

Description: U-1 & U-2 WALKWAY Date: 12/12/17 Time: 1500

Surveyor Name(s): (Print) P. ARCHER (Sign) P. [illegible]

ZIONSOLUTIONS LLC

RWP: 2017 - 0 - 0003

Rad Posting: SEE MAP

Air Sample taken: ☐ yes ☒ no

Dosimetry Placement: ☒ Chest ☐ Head ☐ Thigh ☐ Other N/A

Instrument Model	Serial #
M-12/44-10	302015
N/A	

All Smears and/or Large Area Swipes <1000 dpm/100cm² (unless noted below)

#	β-γ	α	#	β-γ	α	Masslinns Letter	β-γ
N/A							

DRPs detected: ☐ Yes ☒ No ☐ N/A

Purpose of Survey:
- ☐ RWP
- ☒ Routine
- ☐ Investigational
- ☐ Release
- ☐ Other (specify)

Comments:
- ☐ Decon Recommended
- ☐ Shielding Recommended
- ☐ Release Recommended
- ☒ None
- ☐ Other (specify)

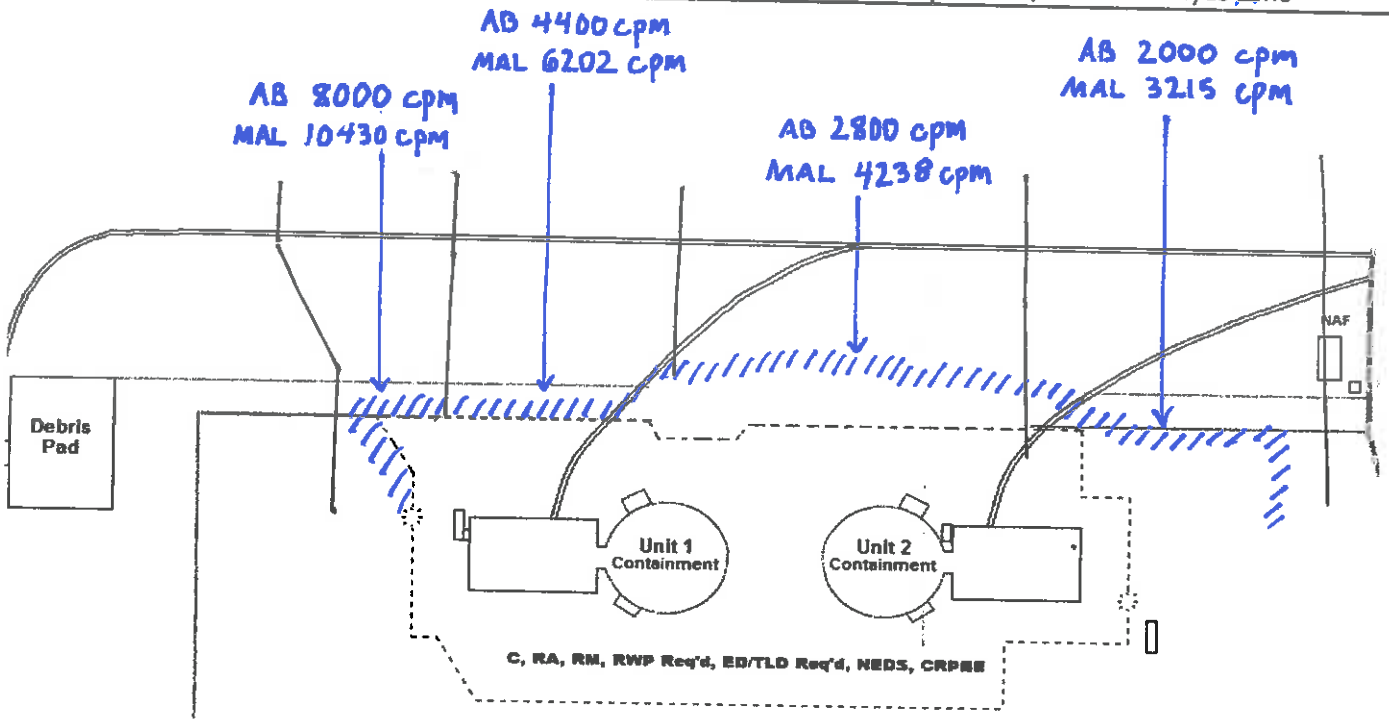

ALL RESULTS < MAL

▨ indicates area(s) where 44-10 survey was performed

AB - Average Background in cpm

- - - - = Rad boundary
= Gamma dose rate
(#) = Smear location
△ = Air Sample
*##/## = Contact/ 30cm dose rates
ABC = Large area swipe
MAL = Minimum Action Level

Peer Check (Signature): [signature]

RPS Approval (Signature): [signature]

Survey #: 2017-4619

Description: U-1 & U-2 WALKWAY

Date: 12/13/17 Time: 1415

Unit: N/A BLDG: N/A ELEV: N/A

Surveyor Name(s): (Print) P. ARCHER (Sign) P. Archer

ZIONSOLUTIONS LLC

RWP: 2017 - 0 - 0003

Rad Posting: SEE MAP

Air Sample taken: ☐yes ☒no

Dosimetry Placement: ☒ Chest ☐Head ☐Thigh ☐Other

Instrument Model	Serial #
M-12/44-10	302015
N/A	

All Smears and/or Large Area Swipes <1000 dpm/100cm² (unless noted below)

#	β-γ	α	#	β-γ	α	Masslinns Letter	β-γ
N/A							

DRPs detected : ☐Yes ☒No ☐N/A

Purpose of Survey:
- ☐ RWP
- ☒ Routine
- ☐ Investigational
- ☐ Release
- ☐ Other (specify)

Comments:
- ☐ Decon Recommended
- ☐ Shielding Recommended
- ☐ Release Recommended
- ☒ None
- ☐ Other (specify)

- - - - = Rad boundary
= Gamma dose rate
(#) = Smear location
△ = Air Sample
*#/# = Contact/ 30cm dose rates
ABC = Large area swipe
MAL = Minimum Action Level

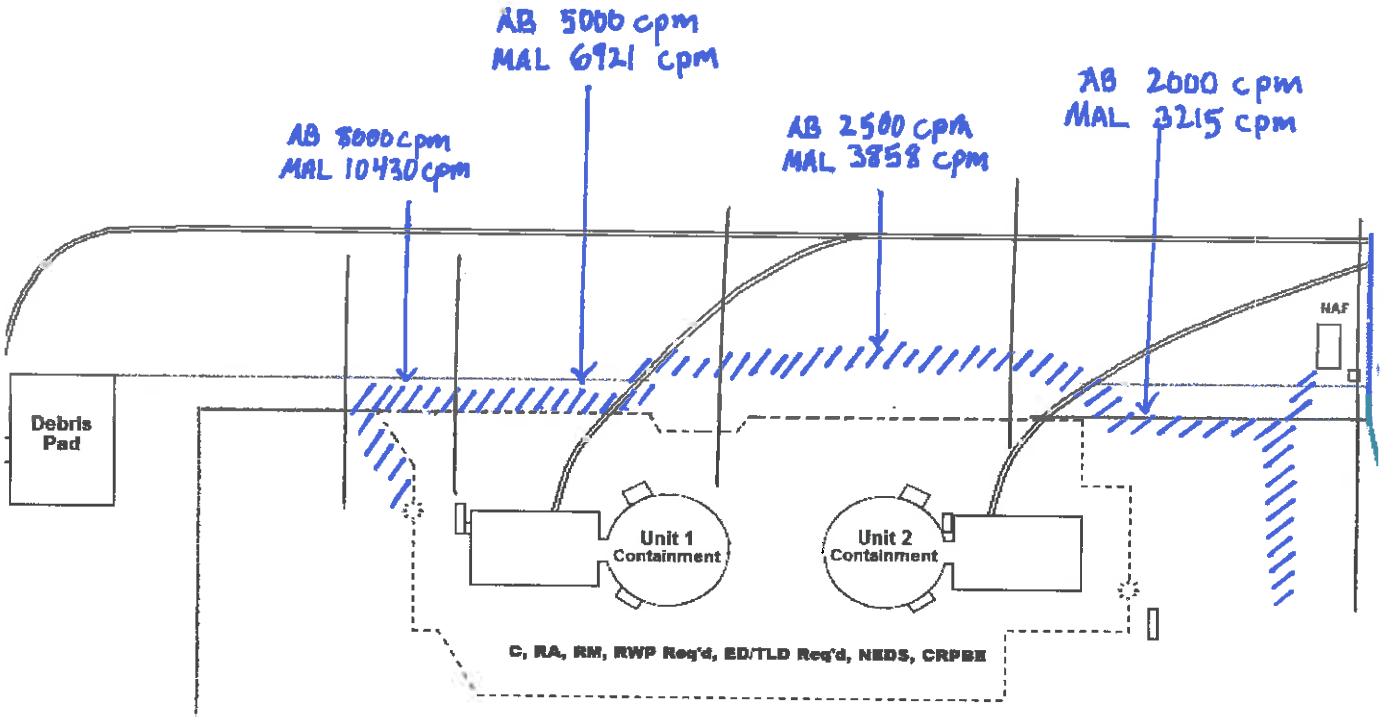

ALL RESULTS < MAL

▨ indicates area(s) where 44-10 survey was performed

AB - Average Background in cpm

Peer Check (Signature): _____ RPS Approval (Signature): _____

Survey #: 2017-4634

Description: U-1 & U-2 WALKWAY

Date: 12/14/17 Time: 1400

Unit: N/A BLDG: N/A ELEV: N/A

Surveyor Name(s): (Print) P. ARCHER (Sign) P. Archer

ZIONSOLUTIONS LLC

RWP: 2017 - 0 - 0003

Rad Posting: SEE MAP

Air Sample taken: ☐yes ☒no

Dosimetry Placement: ☒ Chest ☐Head ☐Thigh ☐Other

Instrument Model	Serial #
M-12/44-10	274196
N/A	

All Smears and/or Large Area Swipes <1000 dpm/100cm² (unless noted below)

#	β-γ	α	#	β-γ	α	Masslinns Letter	β-γ
N/A							

DRPs detected : ☐Yes ☒No ☐N/A

Purpose of Survey:
- ☐ RWP
- ☒ Routine
- ☐ Investigational
- ☐ Release
- ☐ Other (specify)

Comments:
- ☐ Decon Recommended
- ☐ Shielding Recommended
- ☐ Release Recommended
- ☒ None
- ☐ Other (specify)

- - - - = Rad boundary
= Gamma dose rate
(#) = Smear location
△ = Air Sample
*#/# = Contact/ 30cm dose rates
ABC = Large area swipe
MAL = Minimum Action Level

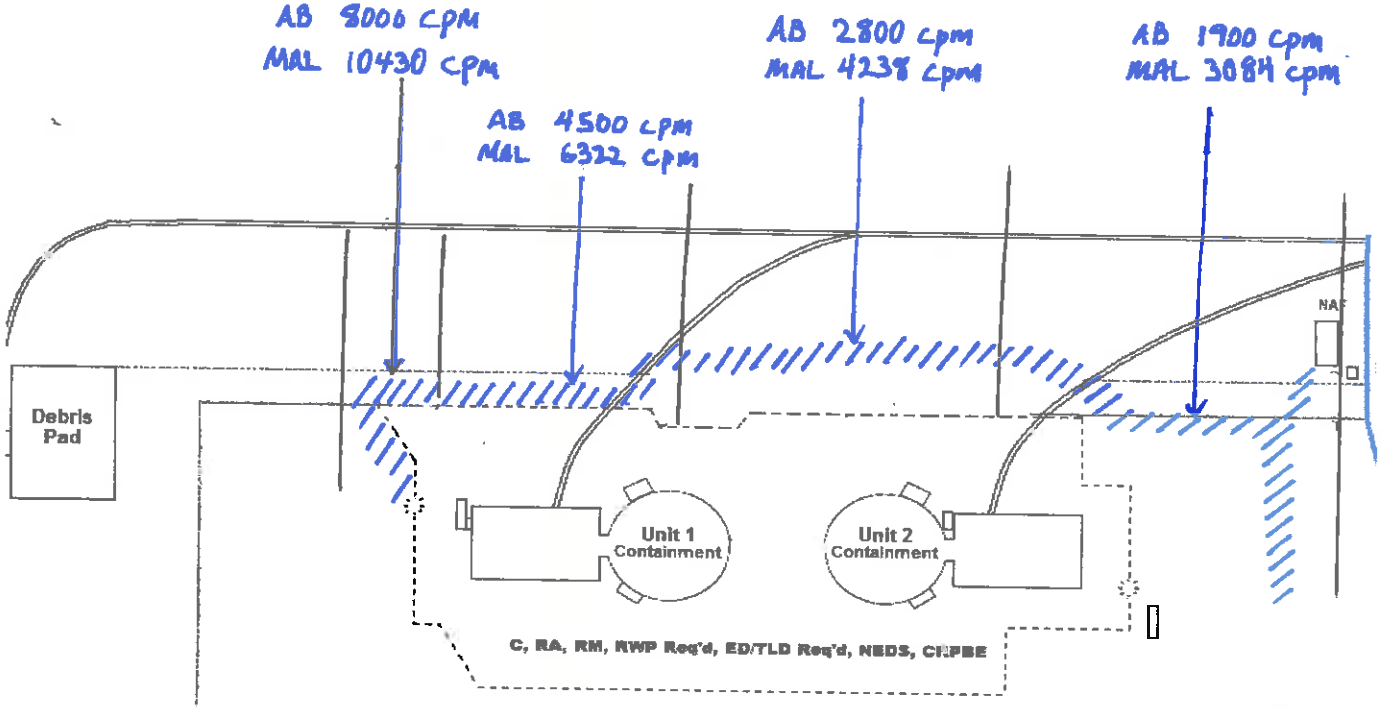

ALL RESULTS < MAL

▨ indicates area(s) where 44-10 survey was performed

AB - Average Background in cpm

Peer Check (Signature): _____ RPS Approval (Signature): _____

Survey #: 2017-4647

Description: U-1 & U-2 WALKWAY

Date: 12/15/17 Time: 1530

Unit: N/A BLDG: N/A ELEV: N/A

Surveyor Name(s): (Print) P. ARCHER (Sign) P. A

ZIONSOLUTIONS LLC

RWP: 2017 - 0 - 0003

Rad Posting: SEE MAP

Air Sample taken: ☐yes ☒no

Dosimetry Placement: ☒ Chest ☐Head ☐Thigh ☐Other

Instrument Model	Serial #
M-12 / 44-10	302015
N/A	

All Smears and/or Large Area Swipes <1000 dpm/100cm² (unless noted below)

#	β-γ	α	#	β-γ	α	Masslinns Letter	β-γ
N/A							

DRPs detected : ☐Yes ☒No ☐N/A

Purpose of Survey:
- ☐ RWP
- ☒ Routine
- ☐ Investigational
- ☐ Release
- ☐ Other (specify)

Comments:
- ☐ Decon Recommended
- ☐ Shielding Recommended
- ☐ Release Recommended
- ☒ None
- ☐ Other (specify)

- - - - = Rad boundary
= Gamma dose rate
(#) = Smear location
△ = Air Sample
*## = Contact/ 30cm dose rates
ABC = Large area swipe
MAL = Minimum Action Level

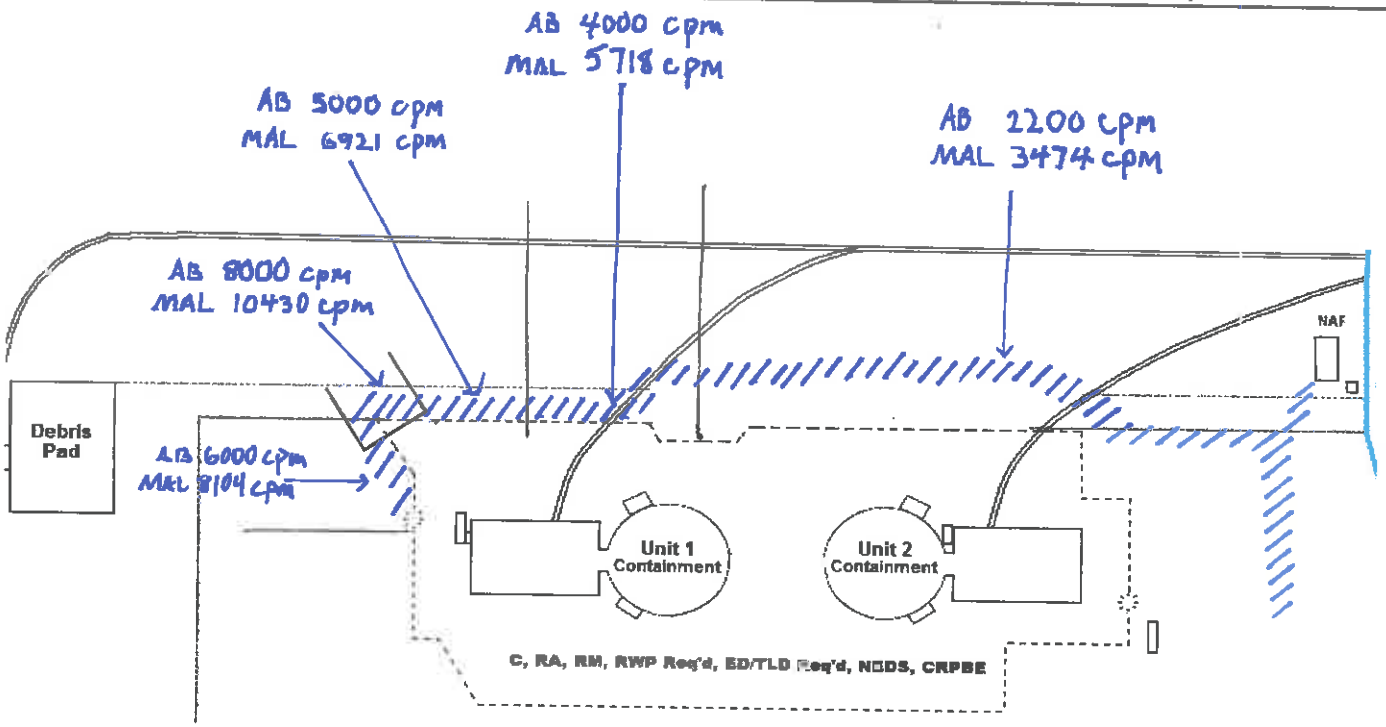

ALL RESULTS < MAL

indicates area(s) where 44-10 survey was performed

AB - Average Background in cpm

Peer Check (Signature): A Bryan

RPS Approval (Signature): [signature]

Survey #: 2017-4662

Description: U-1 O/S 4410

Date: 12/16/17 Time: 1430

Unit: 1 BLDG: O/S ELEV: 592'

Surveyor Name(s): (Print) Clay Harris (Sign) Clay Harris

ZIONSOLUTIONS LLC

RWP: 2017 - O - 0012

Rad Posting: N/A

Air Sample taken: ☐yes ☑no

Dosimetry Placement: ☑Chest ☐Head ☐Thigh ☐Other

Instrument Model	Serial #
Mi2	302015
N	A

All Smears and/or Large Area Swipes <1000 dpm/100cm² (unless noted below)

#	β-γ	α	#	β-γ	α	Masslinns Letter	β-γ
N					A		

DRPs detected : ☐Yes ☑No ☐N/A

Purpose of Survey:
- ☐ RWP
- ☑ Routine
- ☐ Investigational
- ☐ Release
- ☐ Other (specify)

Comments:
- ☐ Decon Recommended
- ☐ Shielding Recommended
- ☐ Release Recommended
- ☑ None
- ☐ Other (specify)

- - - - = Rad boundary
= Gamma dose rate
(#) = Smear location
△ = Air Sample
*## = Contact/ 30cm dose rates
ABC = Large area swipe
MAL = Minimum Action Level

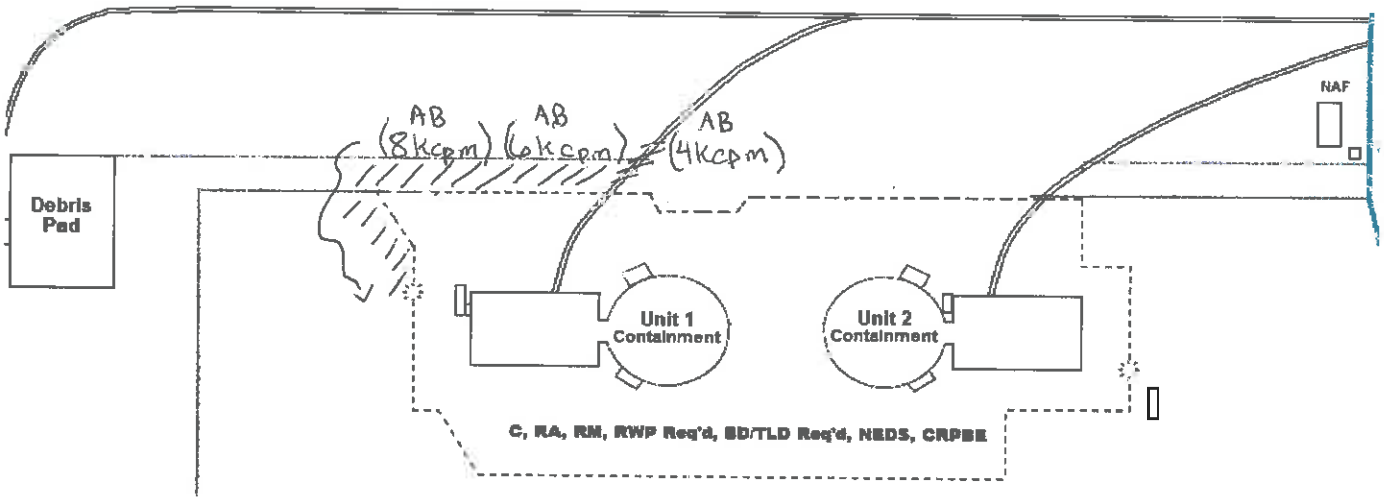

▨ indicates area(s) where 44-10 survey was performed

AB - Average Background in cpm

Peer Check (Signature) [signature] RPS Approval (Signature) [signature]

2017-4664

Survey #: ~~2017-3474~~ CT 12.16.17 Description: Unit 2 Daily Pathway Date: 12/16/17 Time: 1400

Unit: 2 BLDG: O/S ELEV: 592' Surveyor Name(s): (Print) C. Terp (Sign) C. T

ZIONSOLUTIONS LLC

RWP: 2017 - O - 0012 Rad Posting: N/A Air Sample taken: ☐yes ☒no

Dosimetry Placement: ☒ Chest ☐Head ☐Thigh ☐Other N/A

Instrument Model	Serial #
M12/44.10	302015
N/A	N/A

All Smears and/or Large Area Swipes <1000 dpm/100cm² (unless noted below)

#	β-γ	α	#	β-γ	α	Masslinns Letter	β-γ
				N			
					A		

DRPs detected: ☐Yes ☒No ☐N/A

Purpose of Survey:
- ☐ RWP
- ☒ Routine
- ☐ Investigational
- ☐ Release
- ☐ Other (specify)

Comments:
- ☐ Decon Recommended
- ☐ Shielding Recommended
- ☐ Release Recommended
- ☒ None
- ☐ Other (specify)

- - - - = Rad boundary
= Gamma dose rate
(#) = Smear location
△ = Air Sample
*#/# = Contact/ 30cm dose rates
AEC = Large area swipe
MAL = Minimum Action Level

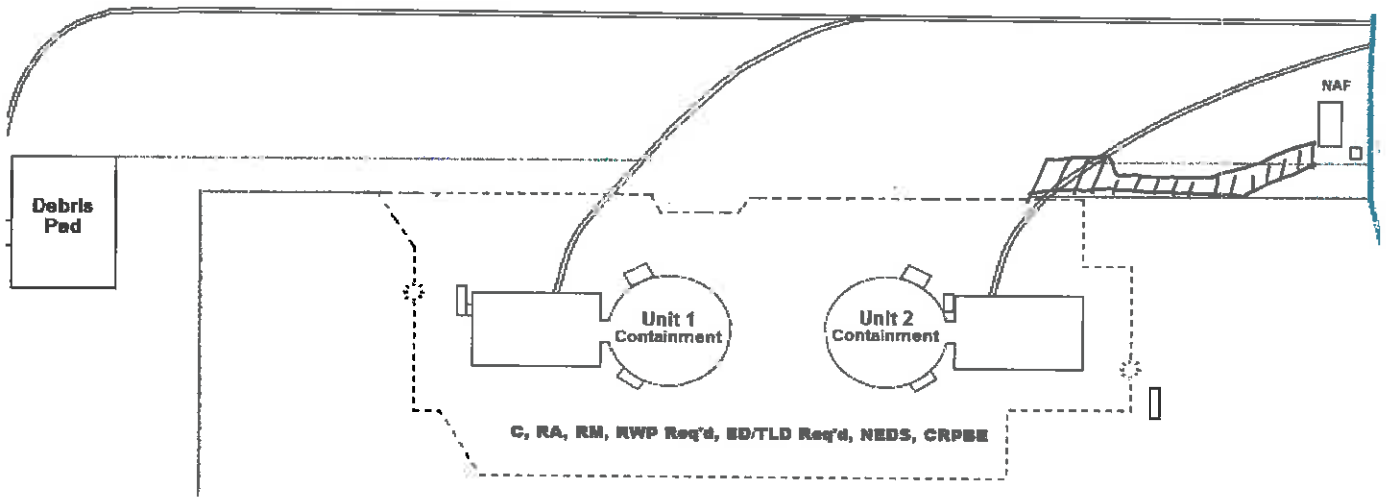

▨ indicates area(s) where 44-10 survey was performed

AB - Average Background in cpm - 2200 cpm
MAL - 3474 cpm

No counts above MAL

Peer Check (Signature): [signature] RPS Approval (Signature): [signature]

Survey #: 2017-4707

Description: Daily O/S walkways Date: 12/19/17 Time: 14:30

Unit: N/A BLDG: O/S ELEV: 592'

Surveyor Name(s): (Print) John Reed (Sign) [signature]

ZIONSOLUTIONS

RWP: 2017 - 0 - 0012

Rad Posting: N/A

Air Sample taken: ☐yes ☒no

Dosimetry Placement: ☒ Chest ☐Head ☐Thigh ☐Other N/A

Instrument Model	Serial #
M12 / 44-10	302015
N	N
A	A

All Smears and/or Large Area Swipes <1000 dpm/100cm² (unless noted below)

#	β-γ	α	#	β-γ	α	Masslinns Letter	β-γ

DRPs detected : ☐Yes ☒No ☐N/A

Purpose of Survey:
- ☐ RWP
- ☒ Routine
- ☐ Investigational
- ☐ Release
- ☐ Other (specify)

Comments:
- ☐ Decon Recommended
- ☐ Shielding Recommended
- ☐ Release Recommended
- ☒ None
- ☐ Other (specify)

▪▪▪▪ = Rad boundary
= Gamma dose rate
(#) = Smear location
△ = Air Sample
#/# = Contact/ 30cm dose rates
ABC = Large area swipe
MAL = Minimum Action Level

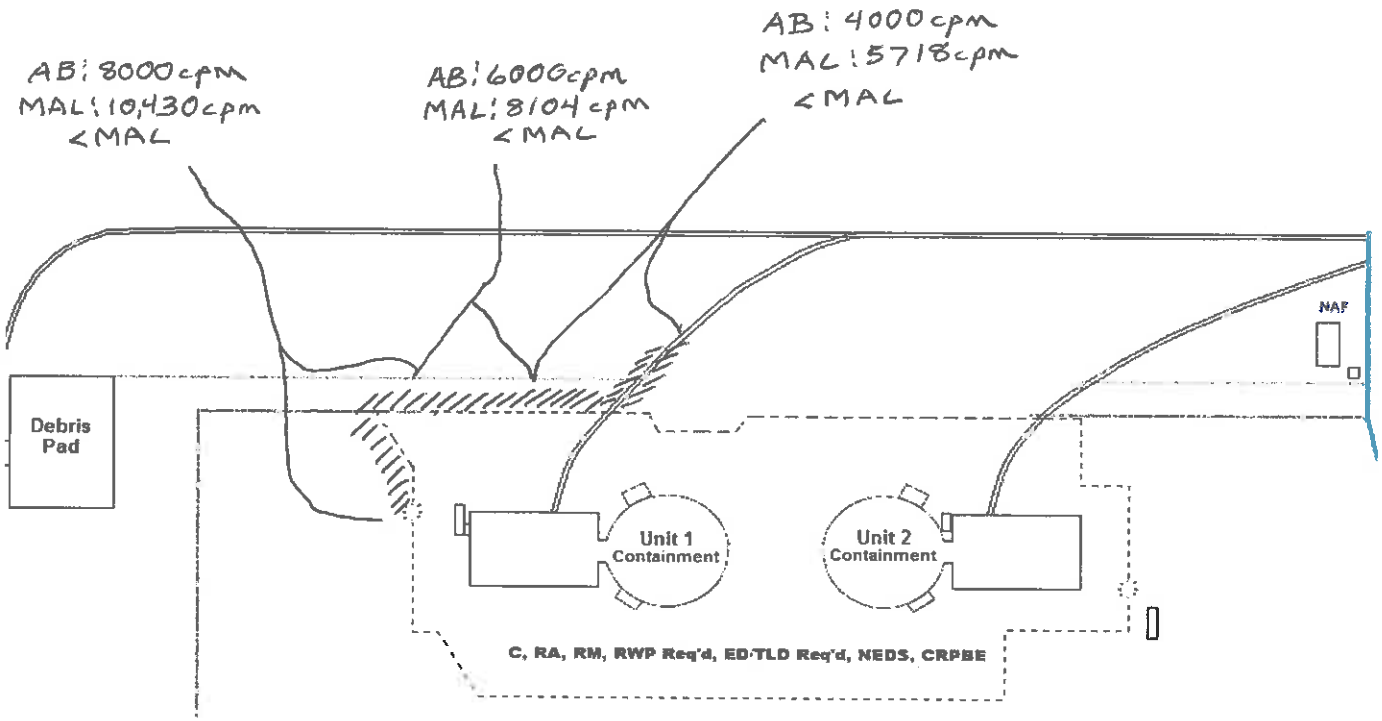

▨ indicates area(s) where 44-10 survey was performed

AB - Average Background

Peer Check (Signature): [signature] RPS Approval (Signature): [signature]

Survey #: 2017 - 4741

Unit: 2 BLDG: O/S ELEV: 592

Description: Unit 2 Daily Pathway Date: 12/18/17 Time: 1300

Surveyor Name(s): (Print) C. Terp (Sign) C. T

ZIONSOLUTIONS

RWP: 2017 - O - 0012

Rad Posting: N/A

Air Sample taken: ☐yes ☒no

Dosimetry Placement: ☒Chest ☐Head ☐Thigh ☐Other N/A

Instrument Model	Serial #
M12/44-10	274196
N/A	N/A

All Smears and/or Large Area Swipes <1000 dpm/100cm² (unless noted below)

#	β-γ	α	#	β-γ	α	Masslinns Letter	β-γ
				N			
					A		

DRPs detected : ☐Yes ☒No ☐N/A

Purpose of Survey:
- ☐ RWP
- ☒ Routine
- ☐ Investigational
- ☐ Release
- ☐ Other (specify)

Comments:
- ☐ Decon Recommended
- ☐ Shielding Recommended
- ☐ Release Recommended
- ☒ None
- ☐ Other (specify)

▪▪▪▪ = Rad boundary
= Gamma dose rate
(#) = Smear location
△ = Air Sample
*## = Contact/ 30cm dose rates
LSC = Large area swipe
MAL = Minimum Action Level

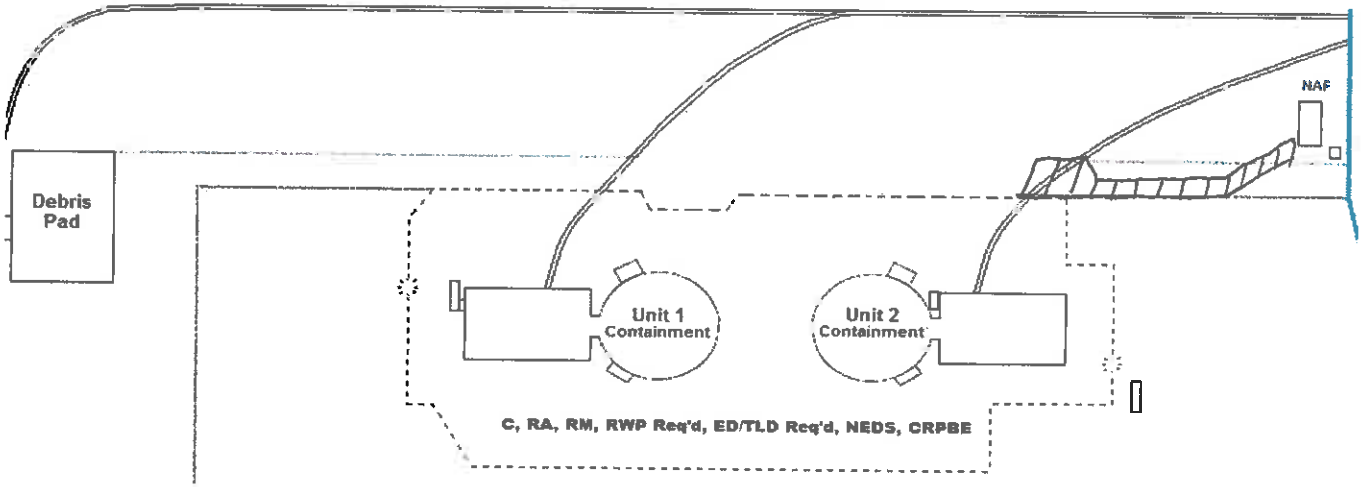

▨ indicates area(s) where 44-10 survey was performed

AB - Average Background = 2200 cpm

MAL = 3474

No counts above MAL

Peer Check (Signature): A Bregano

RPS Approval (Signature): [signature]

Survey #: 2017-4742

Unit: 2 BLDG: 0/5 ELEV: 592'

Description: Unit 2 Daily Pathway Date: 12/19/17 Time: 1500

Surveyor Name(s): (Print) C. Terp (Sign) C. T.

ZIONSOLUTIONS

RWP: 2017 - 0 - 0012

Rad Posting: N/A

Air Sample taken: ☐yes ☒no

Dosimetry Placement: ☒Chest ☐Head ☐Thigh ☐Other N/A

Instrument Model	Serial #
M12/44-10	274196
N/A	N/A

All Smears and/or Large Area Swipes <1000 dpm/100cm² (unless noted below)

#	β-γ	α	#	β-γ	α	Masslinns Letter	β-γ
				N	A		

DRPs detected: ☐Yes ☒No ☐N/A

Purpose of Survey:
- ☐ RWP
- ☒ Routine
- ☐ Investigational
- ☐ Release
- ☐ Other (specify)

Comments:
- ☐ Decon Recommended
- ☐ Shielding Recommended
- ☐ Release Recommended
- ☒ None
- ☐ Other (specify)

▪▪▪▪ = Rad boundary
= Gamma dose rate
(#) = Smear location
△ = Air Sample
*#/# = Contact/ 30cm dose rates
ABC = Large area swipe
MAL = Minimum Action Level

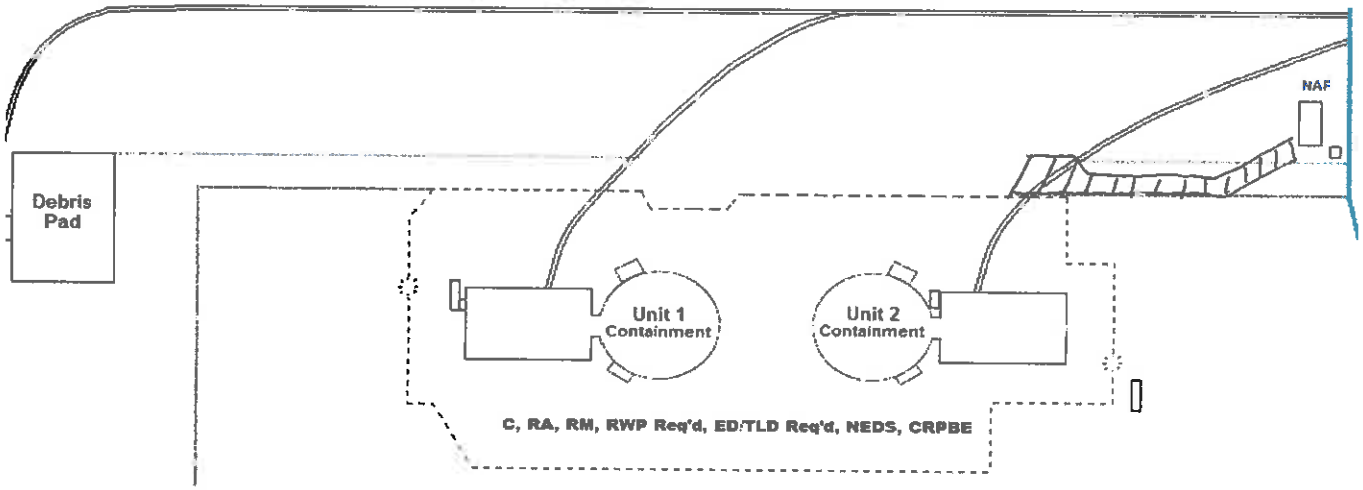

▨ indicates area(s) where 44-10 survey was performed

AB - Average Background = 2200 cpm

MAL = 3474 cpm

No counts above MAL

Peer Check (Signature): A. Brigado

RPS Approval (Signature): [signature]

Survey #: 2017 - 4743

Unit: 2 BLDG: O/S ELEV: 592'

Description: Unit 2 Daily Pathway Date: 12/20/17 Time: 1400

Surveyor Name(s): (Print) C. Terp (Sign) C. T

ZIONSOLUTIONS

RWP: 2017 - 0 - 0012

Rad Posting: N/A

Air Sample taken: ☐yes ☒no

Dosimetry Placement: ☒Chest ☐Head ☐Thigh ☐Other N/A

Instrument Model	Serial #
M12 / 44-10	301959
N / A	N / A

All Smears and/or Large Area Swipes <1000 dpm/100cm² (unless noted below)

#	β-γ	α	#	β-γ	α	Masslinns Letter	β-γ
				N	A		

DRPs detected : ☐Yes ☒No ☐N/A

Purpose of Survey:
- ☐ RWP
- ☒ Routine
- ☐ Investigational
- ☐ Release
- ☐ Other (specify)

Comments:
- ☐ Decon Recommended
- ☐ Shielding Recommended
- ☐ Release Recommended
- ☒ None
- ☐ Other (specify)

- - - - = Rad boundary
= Gamma dose rate
(#) = Smear location
△ = Air Sample
*### = Contact/ 30cm dose rates
LRC = Large area swipe
MAL = Minimum Action Level

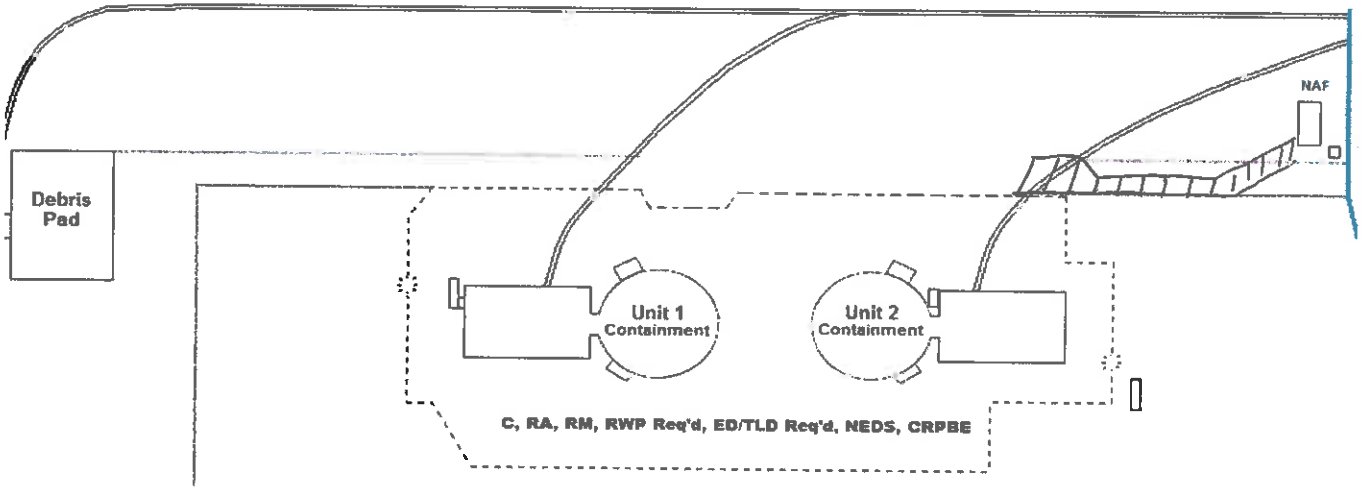

▨ indicates area(s) where 44-10 survey was performed

AB - Average Background = 2200 cpm

MAL = 3474 cpm

No counts above MAL

Peer Check (Signature): [signature] RPS Approval (Signature): [signature]

Survey #: 2017-4756

Unit: Ø BLDG: N/A ELEV: 592

Description: O/S BOUNDARY WALKWAY Date: 12/21/17 Time: 0830

Surveyor Name(s): (Print) A. BRAGADO (Sign) A. Bragado

ZIONSOLUTIONS LLC

RWP: 2017-0-0003

Rad Posting: SEE MAP BELOW

Air Sample taken: ☐yes ☒no

Dosimetry Placement: ☒ Chest ☐Head ☐Thigh ☐Other N/A

Instrument Model	Serial #
N/A	

All Smears and/or Large Area Swipes <1000 dpm/100cm² (unless noted below)

#	β-γ	α	#	β-γ	α	Masslinns Letter	β-γ
N/A							

DRPs detected : ☒Yes ☐No ☐N/A

Purpose of Survey:
- ☐ RWP
- ☒ Routine
- ☐ Investigational
- ☐ Release
- ☐ Other (specify)

Comments:
- ☐ Decon Recommended
- ☐ Shielding Recommended
- ☐ Release Recommended
- ☒ None
- ☐ Other (specify)

- - - - = Rad boundary
= Gamma dose rate
(#) = Smear location
△ = Air Sample
*## = Contact/ 30cm dose rates
ABC = Large area swipe
MAL = Minimum Action Level

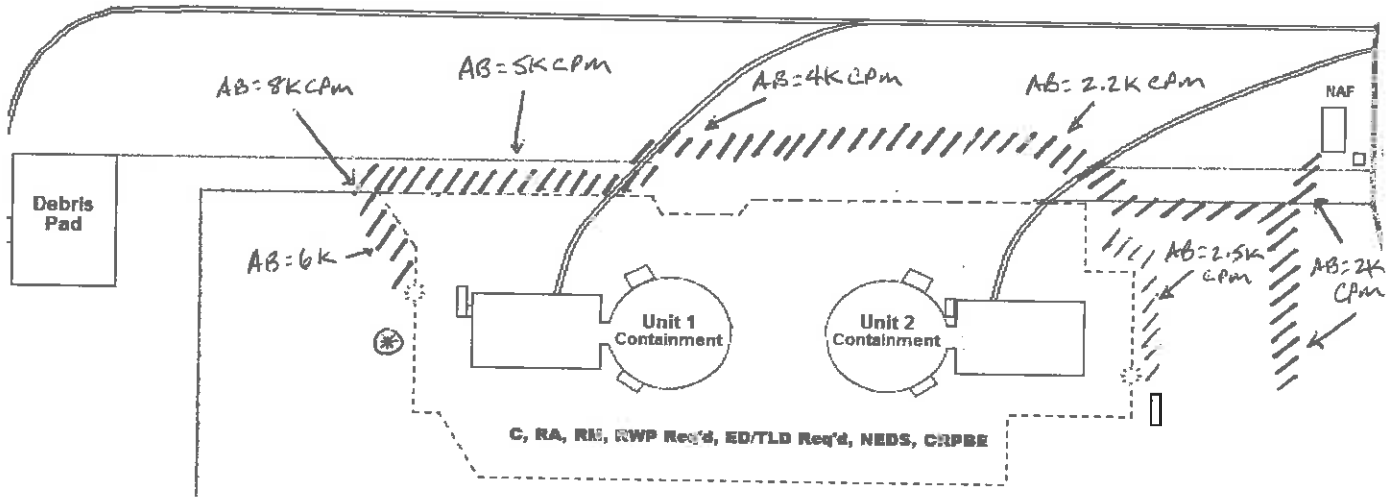

▨ indicates area(s) where 44-10 survey was performed

AB - Average Background in cpm

- ALL RESULTS < MAL OTHERWISE NOTED.
- ⊛ FOUND & CAPTURED HOT PARTICLE 16/0.3, OFF SCALE 44-10 INSTRUMENT. SECURED IN RAD. BAG FOR PROPER DISPOSAL.

Peer Check (Signature): Meredith Bass

RPS Approval (Signature): [signature]