



10 CFR 50.36(a)(2)

February 23, 2021

LC-2021-0005

U.S. Nuclear Regulatory Commission  
ATTN: Document Control Desk  
Washington, DC 20555-0001

La Crosse Boiling Water Reactor  
Facility Operating License No. DPR-45  
NRC Docket Nos. 50-409 and 72-046

Subject: La Crosse Boiling Water Reactor (LACBWR) Annual Radiological Environmental Operating Report

In accordance with the Quality Assurance Program Description (QAPD), Appendix C, Section 2.5.1, "Annual Radiological Environmental Monitoring Report," and Section 2.5.2, "Annual Radioactive Effluent Release Report," this letter submits the 2020 reports for Facility Operating License No. DPR-45 and the Independent Spent Fuel Storage Installation. The reports are required to be submitted prior to March 1 per the QAPD reporting requirements. The 2020 Annual Radiological Environmental Operating Report, which includes the Radiological Environmental Monitoring Report and the Radioactive Effluent Release Report, is provided as an Attachment to this letter.

The Radioactive Effluent Release Report outlines changes to the Process Control Program (PCP) per the requirements of the QAPD, Appendix C, Section 2.1, "Process Control Program." The PCP was not revised in 2020.

The Radioactive Effluent Release Report also outlines changes to the Offsite Dose Calculation Manual (ODCM) per the requirements of the QAPD, Appendix C, Section 2.2, "Offsite Dose Calculation Manual." The ODCM was not revised in 2020.

There are no new regulatory commitments in this submittal.

If there are any questions regarding this report, please contact me at (860) 462-9707.

Respectfully,

*Gerard P. Van Noordennen*

Gerard P. Van Noordennen  
Feb 23 2021 10:03 AM

Gerard van Noordennen  
Senior Vice President Regulatory Affairs

S4601 State Highway 35, Genoa, WI 54632

IE48  
NM5526  
NM55

*LaCrosseSolutions*

LC-2021-0005

Page 2 of 2

Attachment: Annual Radiological Environmental Operating Report for the LACBWR

cc: Marlayna Doell, U.S. NRC Project Manager  
Regional Administrator, U.S. NRC, Region III  
La Crosse Boiling Water Reactor Service List (with attachment)

## La Crosse Boiling Water Reactor Service List

cc:

Ken Robuck  
President and CEO  
EnergySolutions  
299 South Main Street, Suite 1700  
Salt Lake City, UT 84111

John Sauger  
President and CNO Reactor  
D&D EnergySolutions  
121 W. Trade Street, Suite 2700  
Charlotte, NC 28202

Joseph Nowak  
Project Manager  
LaCrosseSolutions  
S4601 State Highway 35  
Genoa, WI 54632-8846

Gerard van Noordennen  
Senior VP Regulatory Affairs  
EnergySolutions  
121 W. Trade Street, Suite 2700  
Charlotte, NC 28202

Russ Workman  
General Counsel  
EnergySolutions  
299 South Main Street, Suite 1700  
Salt Lake City, UT 84111

Jerome Pedretti, Clerk  
Town of Genoa  
E860 Mundsack Road  
Genoa, WI 54632

Jeffery Kitsembel  
Division of Energy Regulation  
Wisconsin Public Service Commission  
P.O. Box 7854  
Madison, WI 53707-7854

Paul Schmidt, Manager  
Radiation Protection Section  
Bureau of Environmental and Occupational  
Health Division of Public Health  
Wisconsin Department of Health Services  
P.O. Box 2659  
Madison, WI 53701-2659

Brent Ridge  
President and CEO  
Dairyland Power Cooperative  
3200 East Avenue South  
La Crosse, WI 54602-0817

Cheryl Olson, ISFSI Manager  
La Crosse Boiling Water Reactor  
Dairyland Power Cooperative  
S4601 State Highway 35  
P.O. Box 817  
Genoa, WI 54632-8846

Lane Peters  
La Crosse Boiling Water Reactor  
Dairyland Power Cooperative  
S4601 State Highway 35  
Genoa, WI 54632-8846

Andrew J. Parrish  
Wheeler, Van Sickle & Anderson, S.C.  
44 E. Mifflin Street, Suite 1000  
Madison, WI 53703


**Attachment**

**Annual Radiological Environmental Operating Report  
for the LACBWR**



**THE 2020 ANNUAL RADIOLOGICAL ENVIRONMENTAL  
OPERATING REPORT FOR THE LACROSSE BOILING  
WATER REACTOR (LACBWR)**

**DATE: 02/23/2021**

**APPROVED BY:**  Scott G. Zoller  
Feb 23 2021 7:21 AM

# **ANNUAL RADIOLOGICAL ENVIRONMENTAL OPERATING REPORT**

**FOR THE  
LA CROSSE BOILING WATER REACTOR (LACBWR)**

**(January 1 to December 31, 2020)**

**LACROSSE SOLUTIONS  
S4601 STATE HIGHWAY 35  
GENOA, WI 54632**

## TABLE OF CONTENTS

### SECTION A: RADIOACTIVE EFFLUENT REPORT

<u>Section</u>	<u>Title</u>	<u>Page</u>
	Introduction.....	6
1.0	Regulatory Limits.....	8
2.0	Effluent Release Concentration Limit.....	10
3.0	Average Energy.....	10
4.0	Analytical Methods.....	10
5.0	Releases.....	11
6.0	Abnormal Releases.....	11
7.0	Estimated Total Analytical Error.....	11
8.0	Offsite Dose Calculation Summary and Conclusions.....	12
9.0	Offsite Dose Calculation Manual (ODCM) Review.....	13
10.0	Process Control Program (PCP) Review.....	13
11.0	Errata Data.....	13

**SECTION B: RADIOLOGICAL ENVIRONMENTAL MONITORING REPORT**

<b>Section</b>	<b>Title</b>	<b>Page</b>
	Introduction.....	15
1.0	Sample Collection.....	16
2.0	Results of the 2020 Radio-Environmental Monitoring Survey.....	16
3.0	Conclusions.....	17
4.0	Interlaboratory Comparison Program Results.....	18

**SECTION B: RADIOLOGICAL ENVIRONMENTAL MONITORING REPORT**

<b>Table No.</b>	<b>Title</b>	<b>Page</b>
1	ISFSI Environmental TLD Locations.....	19
2	Sample Frequency and Analysis of Radio Environmental Samples	20
3	Quarterly Environmental TLD Results for ISFSI Area	21

**SECTION B: RADIOLOGICAL ENVIRONMENTAL MONITORING REPORT**

<b>Figure No.</b>	<b>Title</b>	<b>Page</b>
1	LACBWR Property Map.....	22
2	ISFSI Environmental TLD Locations .....	23



**SECTION A**

**RADIOACTIVE EFFLUENT  
REPORT**

## Radioactive Effluent Report

---

### **INTRODUCTION**

The La Crosse Boiling Water Reactor (LACBWR), also known as Genoa Station No. 2, was located on the east bank of the Mississippi River near Genoa, Vernon County, Wisconsin. The plant was designed and constructed by the Allis-Chalmers Manufacturing Company. It was completed in 1967 and had a generation capacity of 50 MW (165 MW (th)). The reactor is owned by Dairyland Power Cooperative (DPC).

The reactor went critical in July 1967 and first contributed electricity to the DPC system in April 1968. After completing full power tests in August 1969, the plant operated between 60% and 100% full power, with the exception of plant shutdowns for maintenance and repair until 1987.

In April of 1987 plant operation was ceased. The reactor was defueled and placed in a SAFSTOR mode. In August of 1987 a possession-only license was received. In 2007 the reactor vessel was removed from the site and buried at the Barnwell waste repository. In 2012 all spent fuel was placed in dry storage and placed at the LACBWR Independent Spent Fuel Storage Installation (ISFSI).

In June of 2016 DPC, working with the selected decommissioning contractor LaCrosseSolutions LLC, transferred their NRC License to LaCrosseSolutions LLC for the purposes of decommissioning the site to unconditional release criteria, per the license termination plan. At the conclusion of CY 2018 all facilities inside the radiological restricted area were demolished and the contents placed into radioactive waste shipping containers. The focus in CY 2019 was to finish minor decommissioning work in the radiologically restricted area as needed, complete the final status surveys for the LACBWR site, and demobilize equipment and personnel. As of October 2019, all LACBWR site field decommissioning work was completed including final status surveys and Oak Ridge Associated Universities (ORAU) independent verification of final status surveys at NRC direction.

## Radioactive Effluent Report

---

In accordance with LC-RP-PG-004, "Radiological Environmental Monitoring Program and Preparation of the Annual Radiological Environmental Operating Report," this document provides the Annual Radiological Environmental Operating Report (AREOR) for the Period January 1 through December 31, 2020. All LACBWR site required effluent and environmental monitoring, other than for the LACBWR ISFSI, has been terminated as of October 2019. The termination of environmental monitoring followed completion of both the final status surveys field work and independent verification survey field work by ORAU of the radiologically restricted area.

# Radioactive Effluent Report

---

## **EFFLUENT AND WASTE DISPOSAL REPORT**

(Supplemental Information)

FACILITY: La Crosse Boiling Water Reactor LICENSEE: *LaCrosseSolutions*

LICENSE NO. DPR-45

DOCKET NO. 50-409 & 72-046

### **1.0 REGULATORY LIMITS**

#### **1.1 Airborne Effluent Release Limits:**

LACBWR airborne particulates, with half-lives greater than 8 days, released to areas beyond the Effluent Release Boundary shall be limited to  $\leq 7.5$  mRem to any organ per calendar quarter and  $\leq 15$  mRem to any organ per calendar year (10 CFR 50 Appendix I). The cumulative dose contributions from airborne particulate effluent releases are determined in accordance with the *LaCrosseSolutions*, LLC Offsite Dose Calculation Manual (ODCM) and consideration of 10 CFR 20 Appendix B Table 2 Column 1 concentration values. Additionally, gaseous effluents of beta radiation in the form of tritium, beyond the Effluent Release Boundary, shall be limited to 10 mRad per calendar quarter and 20 mRad per calendar year (10 CFR 50 Appendix I).

Also, in accordance with the provisions of 40 CFR 190, the restrictions for total dose to any member of the public from all LACBWR related sources and dose pathways are evaluated quarterly and on an annual basis during active decommissioning. No samples for airborne radioactivity were obtained in 2020 since active decommissioning ceased in 2019.

#### **1.2 Liquid Effluent Release Limits:**

LACBWR's liquid effluent release limitations are those concentrations specified in 10 CFR 20 Appendix B, Table 2, Column 2. The values reported are either based on dilution of the effluent with the Genoa Station No. 3 condenser cooling water flow or no

## Radioactive Effluent Report

---

condenser cooling water flow prior to discharge to the Mississippi River. No credit is taken for further dilution in the mixing zone of the Mississippi River.

Also, in accordance with 10 CFR 50, Appendix I, the dose commitment to a member of the public from radioactive materials released in liquid effluents to areas beyond the Effluent Release Boundary are limited to less than 1.5 mRem whole body and 5.0 mRem organ dose per calendar quarter, and less than 3.0 mRem whole body and 10 mRem organ dose per calendar year via the critical ingestion pathway. The cumulative dose contributions from liquid effluent releases are determined in accordance with the *LaCrosseSolutions, LLC Offsite Dose Calculation Manual*.

In accordance with the provisions of 40 CFR 190, the restrictions for total dose to any member of the public from all LACBWR related sources and dose pathways are evaluated quarterly and on an annual basis during active decommissioning. There were no liquid discharges from the LACBWR site in 2020, and no monitoring or sampling was performed.

### 1.3 Solid Radioactive Waste

All solid radioactive wastes are handled in accordance with a Process Control Program as defined by *LaCrosseSolutions, LLC* procedures, in order to assure that all applicable transportation and burial site disposal requirements are met. There were no shipments of radioactive waste in 2020.

## Radioactive Effluent Report

---

### **2.0 EFFLUENT RELEASE CONCENTRATION LIMIT**

The Liquid Effluent Release Concentration used to calculate permissible release rates are obtained from 10 CFR 20, Appendix B, Table 2, Column 2.

### **3.0 AVERAGE ENERGY**

The release rate limits for LACBWR are not based on average energy.

### **4.0 ANALYTICAL METHODS**

#### **4.1 Liquid Effluents**

Liquid effluent measurements for gross radioactivity are performed by HPGe gamma isotopic analysis of representative samples from each monitor tank or pump down release prior to discharge. In addition, each batch monitor tank or pump down sample is analyzed for tritium activity concentrations using site approved bench top analysis equipment. A composite sample is created by collecting representative aliquots from each tank batch or pump down release discharged during a calendar quarter. This composite is analyzed for: Iron-55, Strontium-90, Nickel-59, Nickel-63, Americium-241, Plutonium-238, Plutonium 239/240, and Plutonium -241 by an off-site contractor on a quarterly basis.

#### **4.2 Airborne Particulates**

Airborne particulate releases are determined by HPGe gamma isotopic analysis and gross beta and gross alpha analyses of glass fiber filter paper taken from four low volume air samplers placed either in prevailing downwind locations or in representative sampling locations on HEPA exhaust systems. The filter paper is changed out weekly and analyzed approximately one week later.

### 5.0 **RELEASES**

#### 5.1 Airborne

To demonstrate compliance with the limits in Section 1.1 dose contributions have been calculated using a bounding assessment as described in Regulatory Guide 1.21. This analysis is summarized in the current Offsite Dose Calculation Manual. Routine low volume air sampling is in place at four locations outside the RCA in the predominant typical downwind locations, to be used to demonstrate compliance with dose limits in Section 1.1 during remediation activities. Any HEPA system exhausting to the outside environment has representative air sampling performed of the exhaust air following passing thru the HEPA system also for the purposes of demonstrating compliance with Section 1.1 during remediation activities. No monitoring for airborne activity was performed in 2020 since all LACBWR site required effluent and environmental monitoring, other than for the LACBWR ISFSI, has been terminated as of October 2019.

#### 5.2 Liquid

All liquid effluent releases at LACBWR are batch releases or pump down releases as described in the ODCM. No liquid effluent was released in 2020.

### 6.0 **ABNORMAL RELEASES**

There were no abnormal releases of radioactivity in plant effluents which exceeded release limits.

### 7.0 **ESTIMATED TOTAL ANALYTICAL ERROR**

There is no estimated error in this report.

### **8.0 OFFSITE DOSE CALCULATIONS SUMMARY AND CONCLUSIONS:**

#### **8.1 Particulate/Gaseous Effluent Releases**

The maximum quarterly offsite dose to any organ from the release of all radionuclides in particulate form with half-lives greater than 8 days was 0 mRem. The cumulative 2020 annual maximum organ dose from these radionuclides was also 0 mRem. The maximum quarterly offsite dose from gaseous beta emitters in the form of tritium is 0 mRad/quarter and overall for the year released a total of 0 mRad.

#### **8.2 Liquid Effluent Releases**

The maximum quarterly organ dose from liquid releases was 0 mRem. The cumulative 2020 annual organ dose was 0 mRem. The maximum quarterly total body dose for liquid releases was 0 mRem, and the cumulative 2020 annual total body dose was 0 mRem.

#### **8.3 Conclusion**

All calculated offsite doses were below all ODCM limits for airborne and liquids releases for CY 2020.



## Radioactive Effluent Report

---

### 9.0 OFFSITE DOSE CALCULATION MANUAL (ODCM) REVIEW

No revisions were made to the ODCM in 2020.

### 10.0 PROCESS CONTROL PROGRAM (PCP) REVIEW

The LaCrosseSolutions, LLC PCP was not revised in 2020.

### 11.0 ERRATA DATA

None.

**SECTION B**

**ANNUAL  
RADIOLOGICAL  
ENVIRONMENTAL MONITORING  
REPORT**

## ANNUAL RADIOLOGICAL ENVIRONMENTAL MONITORING REPORT

---

### INTRODUCTION:

*The Radiological Environmental Monitoring (REM) Program is conducted to comply with the requirements of the ODCM and in accordance with 10 CFR 50 Part 50.36a and 10 CFR 72.104. The REM Program provides measurements of radiation and of radioactive materials in those exposure pathways and for those radionuclides which could potentially lead to radiation doses to Members of the Public resulting from plant effluents. Environmental samples were taken within the surrounding areas of the plant and in selected background locations.*

*The monitoring program at the LACBWR facility includes monitoring of liquid and airborne particulate releases from the plant, as well as collecting environmental samples of surface air, river water, river sediment, and ambient radiation.*

*The REM program therefore supplements the Radioactive Effluent analyses by verifying that the measurable concentrations of radioactive materials and levels of radiation are not higher than expected on the basis of the effluent measurements and modeling of the environmental exposure pathways using the methodology of the Offsite Dose Calculation Manual (ODCM).*

*An Interlaboratory Comparison Program is provided to ensure that independent checks on the precision and accuracy of the measurements of radioactive material in environmental samples are performed.*

*All LACBWR site required environmental monitoring, other than for the LACBWR ISFSI, has been terminated as of October 2019. The termination of environmental monitoring followed completion of both the final status surveys field work and independent verification survey field work by ORAU of the radiologically restricted area.*

1.0 SAMPLE COLLECTION

Environmental samples are collected from the area surrounding LACBWR at the frequencies outlined in the ODCM and the Environmental Monitoring Program. A series of figures and tables are included in this report to explain the LACBWR environmental program in 2020.

FIGURE 1 This map includes the plant exclusion boundary, roads, other generation plants, and the relationship of the plant to the nearest local community.

FIGURE 2 This map shows the location of ISFSI environmental TLDs.

TABLE 1 This table logs the environmental TLD locations at the ISFSI.

TABLE 2 This table shows the sampling frequency of the various environmental samples and the analyses performed on these samples

TABLE 3 Quarterly Environmental TLD results for ISFSI Area

2.0 RESULTS OF THE 2020 ENVIRONMENTAL MONITORING SURVEYS

During 2020, activity levels in the local environment were trending normal.

## 2.1 PENETRATING RADIATION

The environmental penetrating radiation dose is measured by environmental TLDs.

2.1.1 ISFSI – These environmental TLDs are changed on a quarterly basis. Table 3 summarizes the results for 2020.

## 2.2 AIR PARTICULATE

Air samples were collected continuously from various sites around LACBWR during decommissioning. Low volume particulate air samplers were used to collect air samples. The air filter consists of a glass fiber filter with an associated pore size of approximately 0.45  $\mu\text{m}$ . The particulate filters were analyzed bi-weekly for gross beta activity with an internal proportional counter, as well as analyzed by gamma spectroscopy for individual isotopic concentration. No air sampling was conducted in 2020.

## 2.3 RIVER WATER

River water is collected semi-annually. River water samples before the intake structure, at plant outfall, and below the plant outfall are collected and are gamma analyzed for isotopic concentration and tritium analysis. No samples of river water were collected in 2020.

## 2.4 SEDIMENT SAMPLES

Sediment samples were collected semi-annually before the intake structure, at plant outfall, and below the plant outfall. These samples were analyzed via gamma spectroscopy. No sediment samples were collected in 2020.

## 3.0 CONCLUSIONS

All environmental samples collected and analyzed during 2020 exhibited no significant contribution from LACBWR or ISFSI operations. Also, in accordance with 40 CFR 190

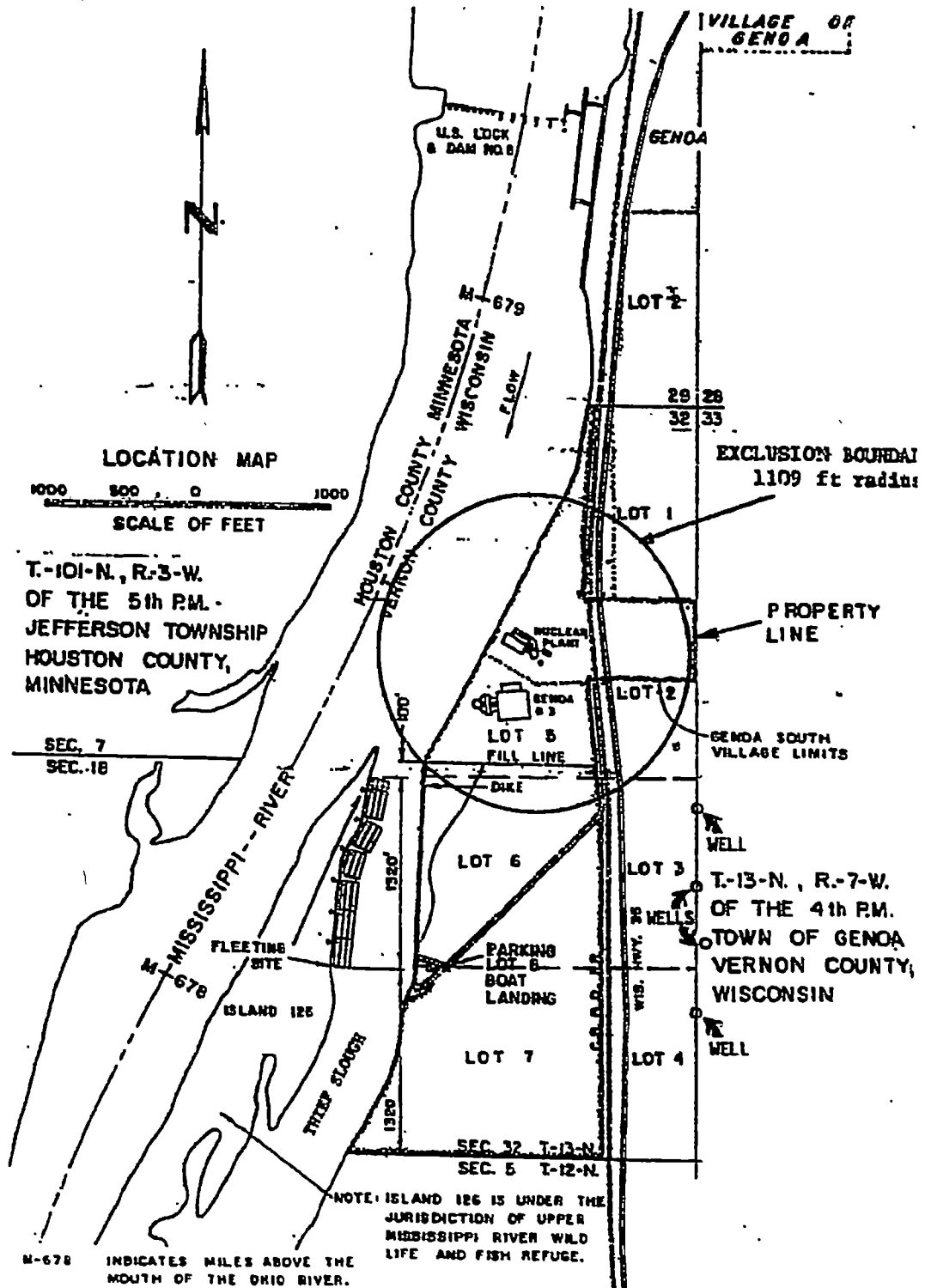
requirements, all pathway doses to the environment for LACBWR Site for calendar year 2020 were evaluated and the summary for CY 2020 is:

Whole Body Dose: 0.09mRem which is 0.36% of the annual limit

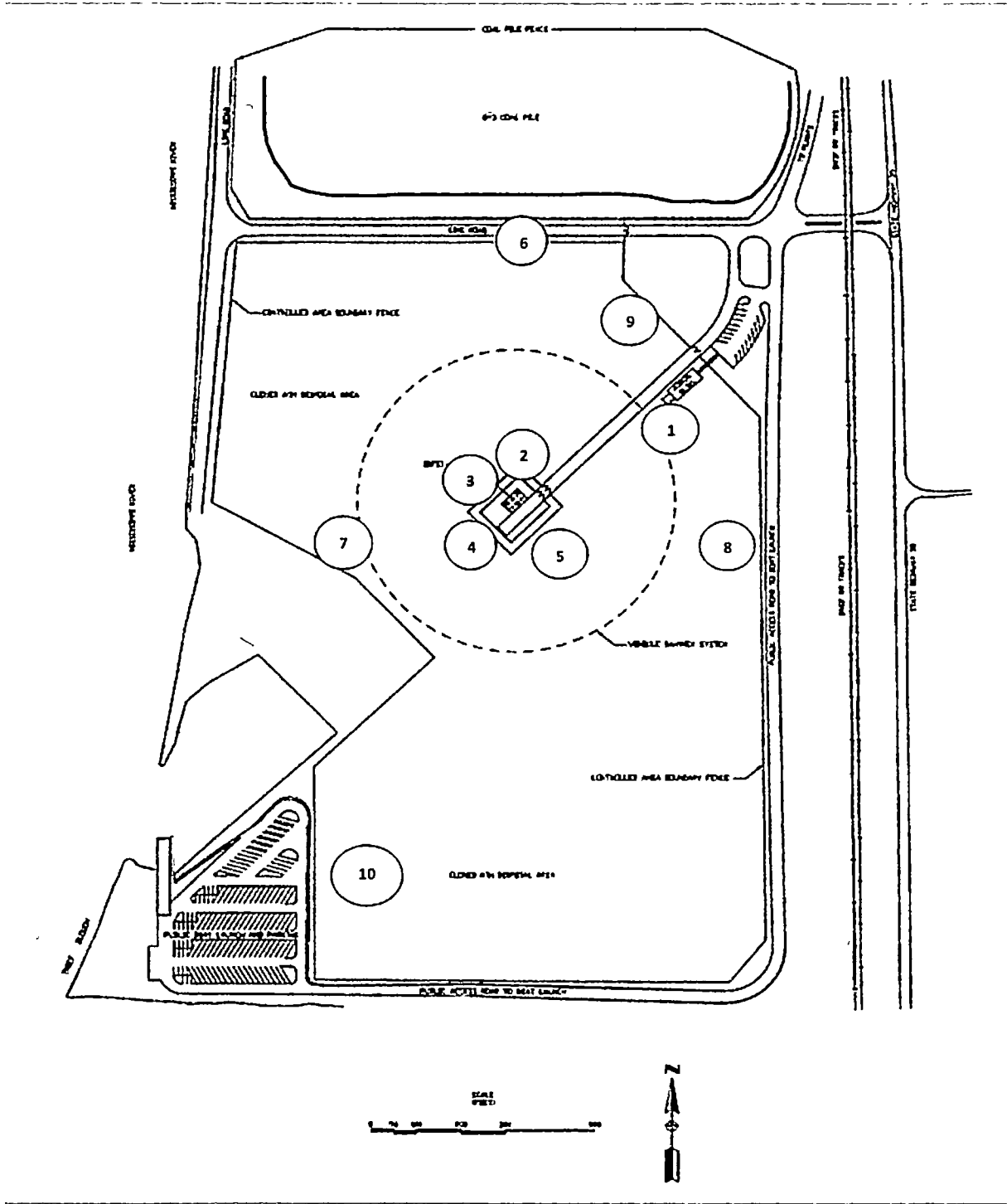
#### 4.0 INTERLABORATORY COMPARISON PROGRAM RESULTS

No interlaboratory comparison samples were analyzed in 2020, as the onsite laboratory was demobilized from the site in October of 2019.

**FIGURE 1 - LACBWR PROPERTY MAP**



**FIGURE 2 - ISFSI ENVIRONMENTAL TLD LOCATIONS**





**TABLE 1**

**ISFSI ENVIRONMENTAL TLD LOCATIONS**

LOCATION NO.	LOCATION
1	ISFSI ADMINISTRATIVE BUILDING WEST
2	ISFSI PROTECTED AREA NORTH EAST SIDE
3	ISFSI PROTECTED AREA NORTH WEST SIDE
4	ISFSI PROTECTED AREA SOUTH WEST SIDE
5	ISFSI PROTECTED AREA SOUTH EAST SIDE
6	ISFSI OWNER CONTROLLED FENCE NORTH
7	ISFSI OWNER CONTROLLED FENCE WEST
8	ISFSI OWNER CONTROLLED FENCE EAST
9	ISFSI OWNER CONTROLLED FENCE NORTH EAST BY HEAVY HAUL PATH
10	ISFSI OWNER CONTROLLED FENCE WEST BY BOAT LANDING

ANNUAL RADIOLOGICAL ENVIRONMENTAL MONITORING REPORT

**TABLE 2**

**SAMPLE FREQUENCY AND ANALYSIS OF RADIOLOGICAL ENVIRONMENTAL SAMPLES**

<u>SAMPLE</u>	<u>FREQUENCY</u>	<u>ANALYSIS PERFORMED</u>
Environmental TLDs	Quarterly	Dose in mRem
Particulate Air - Glass Fiber Filters	Bi-Weekly	Gross Beta and Gamma Spectroscopy
River Sediment	Semi-annually	Gamma Spectroscopy
River Water	Semi-annually	Gamma Spectroscopy and Tritium (Liquid Scintillation Analyzer)

**NOTE:**

All LACBWR site required effluent and environmental monitoring, other than for the LACBWR ISFSI, has been terminated as of October 2019. The termination of environmental monitoring followed completion of both the final status surveys field work and independent verification survey field work by ORAU of the radiologically restricted area.

ANNUAL RADIOLOGICAL ENVIRONMENTAL MONITORING REPORT

---

**TABLE 3**  
**QUARTERLY ENVIRONMENTAL TLD RESULTS FOR ISFSI AREA**  
**JANUARY-DECEMBER 2020**

<u>STATION NO.</u>	1st QUARTER mRem	2nd QUARTER mRem	3rd QUARTER mRem	4 <sup>TH</sup> Quarter mRem
1	2.0	2.0	</=BKG	</=BKG
2	25.0	23.0	19.0	21.0
3	79.0	93.0	70.0	74.0
4	13.0	19.0	13.0	13.0
5	29.0	26.0	23.0	19.0
6 (*)	</=BKG	0.01	</=BKG	</=BKG
7(*)	0.01	0.01	0.01	0.01
8 (*)	0.02	0.03	0.01	0.01
9 (*)	</=BKG	0.02	</=BKG	0.01
10 (*)	0.02	0.03	0.02	0.02

ALL BACKGROUND CORRECTED AND THOSE ON OWNER CONTROLLED AREA FENCE LINE IDENTIFIED WITH (\*) HAD OCCUPANCY FACTOR CORRECTION APPLIED IF > BACKGROUND TLD RESULTS