12E 26556

INTERNAL SCHEMATIC DIAGRAM

TYPICAL FOR CUBICLES 1,2,7,8 & 12

FOR COMPLETE SCHEMATIC DIAG. SEE "TABLE "A" DWG. REFERENCE

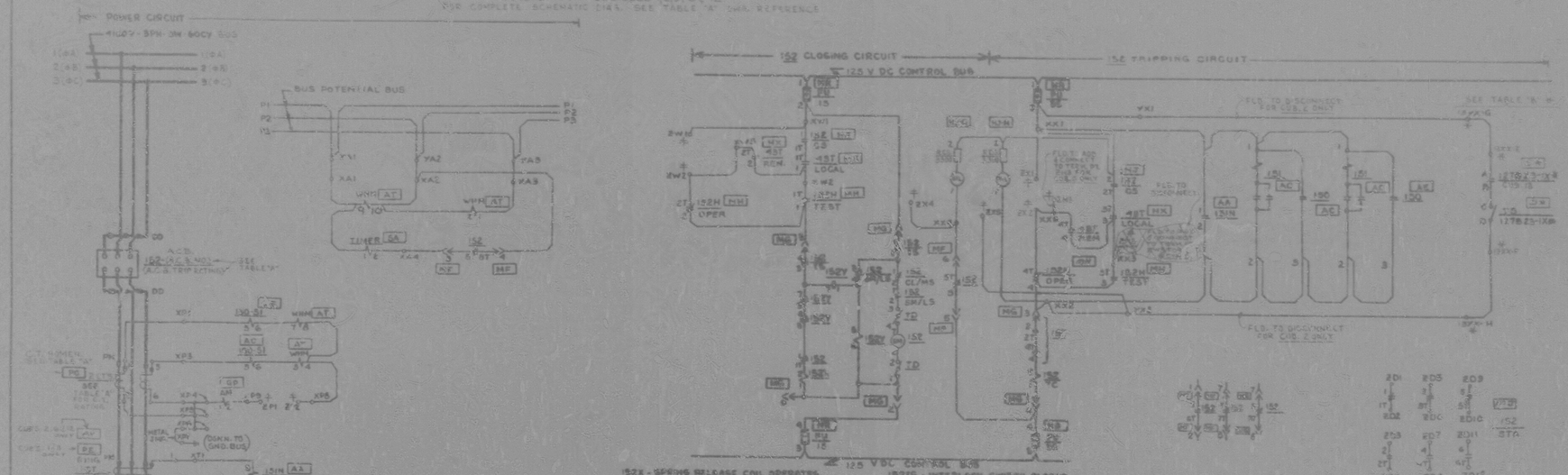

152S - SPRING RELEASE COIL OPERATES LATCH WHICH RELEASES CLOSING SPRINGS TO CLOSE 152

152 - LIMIT SWITCH FOR SPRING CHARGING MOTOR CONTACTS 11-12 (13-14) OPEN WHEN SPRINGS ARE FULLY CHARGED

* - INDICATES REMOVE EQUIPMENT FOR COMPLETE SCHEMATIC DIAG. SEE TABLE "A" DWG. REFERENCE

152H - SHOWN WITH THE BREAKER IN OPERATING POSITION

152S - INTERLOCK SWITCH CLOSED WHENEVER 15 IN CLEARED, LOCAL OR TEST POSITION

152 CL/HS - CLOSING LATCH MOM. CLOSING SWITCH 15 OPEN WHEN LATCH IS CAPABLE OF BLOCKING FULLY CHARGED CLOSING SPRINGS

TABLE "A"

CUBICLE	S.E. NO.	SERVICE	FUSE REF.	FUSE REFERENCE	CT RATIO	CUB. DESIGNATION
1	150-2531	12.5KA	12E 2596	PE	100/5	PX SHUTDOWN COOLING PUMP 2C
2	152-2542	12.0KA	12E 2597	PF	75/5	REACTOR BLDG COOLING WATER PUMP 2B
3	154-2323	12.0KA	12E 2516	PC	100/5	PX SHUTDOWN COOLING PUMP 1A
6	156-2226	12.0KA	12E 2510	PL	100/5	REACTOR BLDG COOLING RECIRCULATING PUMP 2A
12	158-2532	12.0KA		PF	150/5	UNWATTHOURED

TABLE "B" *

CUB.	SERVICE	FUSE	7A	7B	7AA	7BB	8AA	8BB	7AA	7BB
	A	B			A	B	A	B	A	B
1		1	1	1	-	-	1	1	-	-
2		2	2	2	-	-	2	2	-	-
3	3	3	3	3	-	-	3	3	3	3
6	6	6	6	6	-	-	6	6	6	6
7	7	7	7	7	-	-	7	7	7	7
8	8	8	8	8	-	-	8	8	8	8
9	-	-	9	9	1	2	9	9	9	9
12	-	-	12	12	11	12	12	12	12	12

NUCLEAR SAFETY RELATED EQUIPMENT IS SHOWN ON THIS DRAWING

DRAWING RELEASE RECORD

REV.	DATE	DESCRIPTION	DRAWN	CHECKED	APPROVED
C	11-76	[illegible]	[illegible]	[illegible]	[illegible]

REAR PRIMARY BELOW

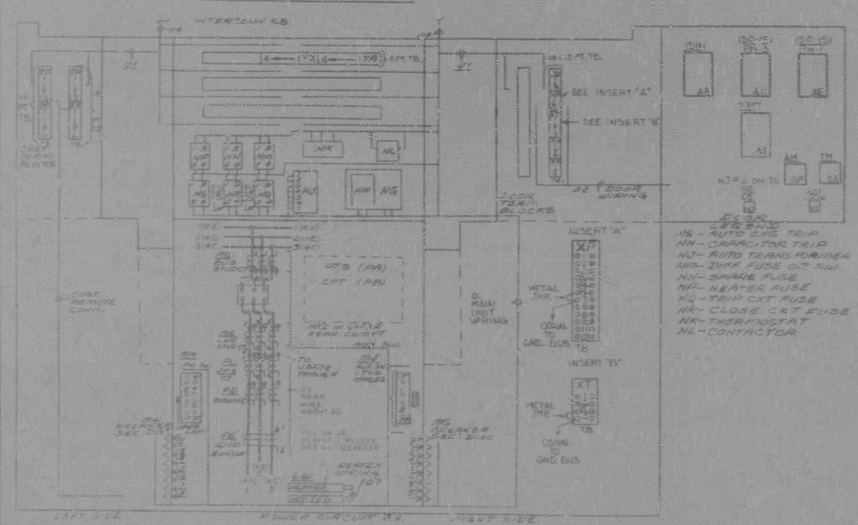

DEVICE LOCATION DIAGRAM

FOR CUBICLES 1 TO 6

NS - AUTO CKS TRIP
NN - CAPACITOR TRIP
NJ - AUTO TRANSFORMER
NA - DIM FUSE OR SW.
NV - SPARE FUSE
NP - HEATER FUSE
NQ - TRIP CKT FUSE
NR - CLOSE CKT FUSE
NK - THERMOSTAT
NL - CONTACTOR

REAR PRIMARY ABOVE

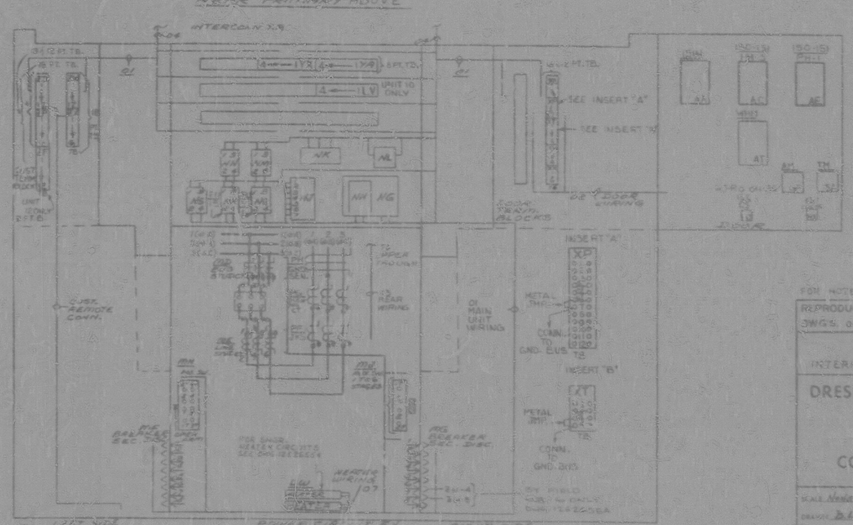

DEVICE LOCATION DIAGRAM

FOR CUBICLES 2 & 12

FOR NOTES & REFERENCE DWGS. SEE DWG. 12E 26556

REPRODUCED FROM GENERAL ELECTRIC CO.

DWG. 012A8715 SHNG. 1 & 012B8532 SHNG. 1 & 2

4160V SWGR 605 2S-1

CUBS 1 2 & 6-12

INTERNAL SCHEM. & DEVICE LOCATION DIAGRAM

DRESDEN NUCLEAR POWER STATION
UNIT 2
GENERAL ELECTRIC CO.
FOR
COMMONWEALTH EDISON CO.
CHICAGO, ILLINOIS

SARGENT & LUNDY
INCORPORATED
ENGINEERS
CHICAGO

12E 26556

24X

CWE1202 S04012E-2655C E 03SE76RX

8104130151

DDA,ELE
NRCA ANFGF EB0000