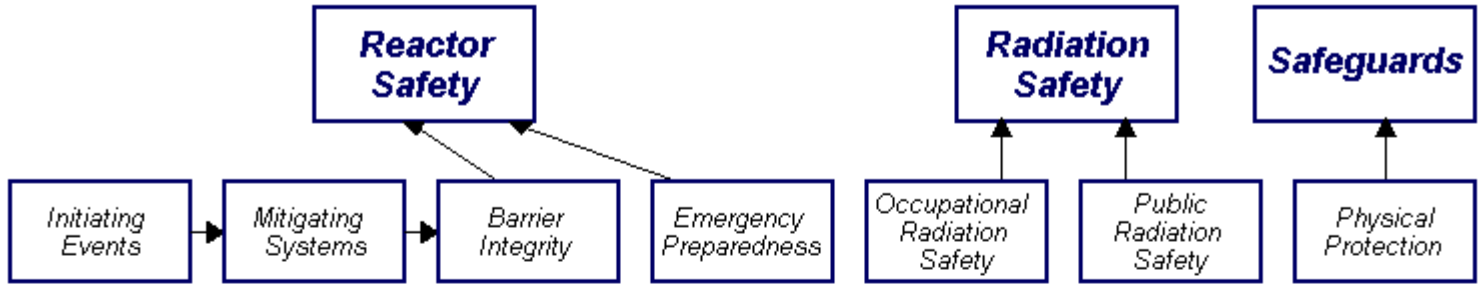


Comanche Peak 1 1Q/2000 Performance Summary



Performance Indicators

Unplanned Scrams (G)	Emergency AC Power System Unavailability (G)	Reactor Coolant System Activity (G)	Drill/Exercise Performance (G)	Occupational Exposure Control Effectiveness (G)	RETS/DDCM Radiological Effluent (G)	Protected Area Equipment (G)
Scrams With Loss of Normal Heat Removal (G)	High Pressure Injection System Unavailability (G)	Reactor Coolant System Leakage (G)	ERO Drill Participation (G)			Personnel Screening Program (G)
Unplanned Power Changes (G)	Heat Removal System Unavailability (G)		Alert and Notification System (G)			FFD/Personnel Reliability Program (G)
	Residual Heat Removal System Unavailability (G)					
	Safety System Functional Failures (G)					

Last Modified: April 1, 2002

Legend: R=Red W=White T=Thresholds under development N=Not Applicable
 Y=Yellow G=Green I=Insufficient data to calculate PI U=Unique Design



Most Significant Inspection Findings

1Q/2000	No findings this quarter	No findings this quarter	No findings this quarter	No findings this quarter	No findings this quarter	No findings this quarter	No findings this quarter
----------------	--------------------------	--------------------------	--------------------------	--------------------------	--------------------------	--------------------------	--------------------------

Miscellaneous findings

Additional Inspection & Assessment Information

◆ **Assessment Reports/Inspection Plans:**

1Q/2000

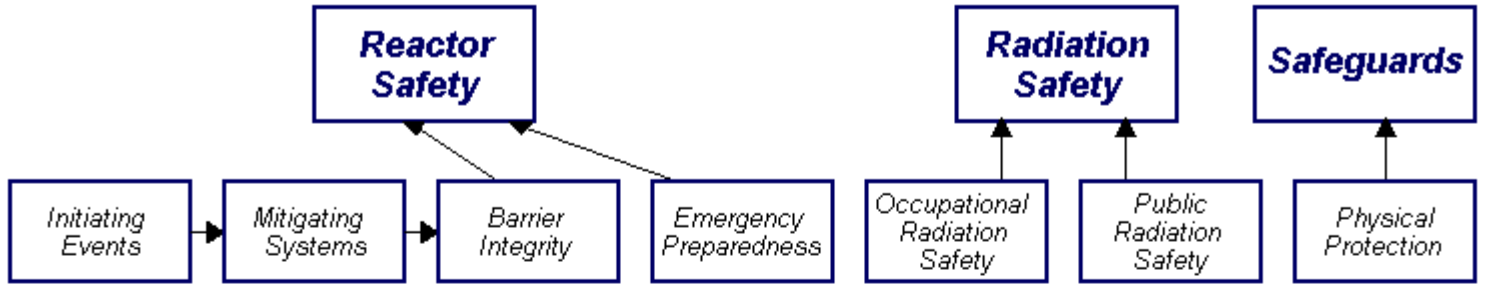
◆ **List of Inspection Reports**

◆ **List of Assessment Letters/Inspection Plans**

◆ **Cross Reference Of Assessment Reports**

Last Modified: April 1, 2002

Comanche Peak 1 2Q/2000 Performance Summary

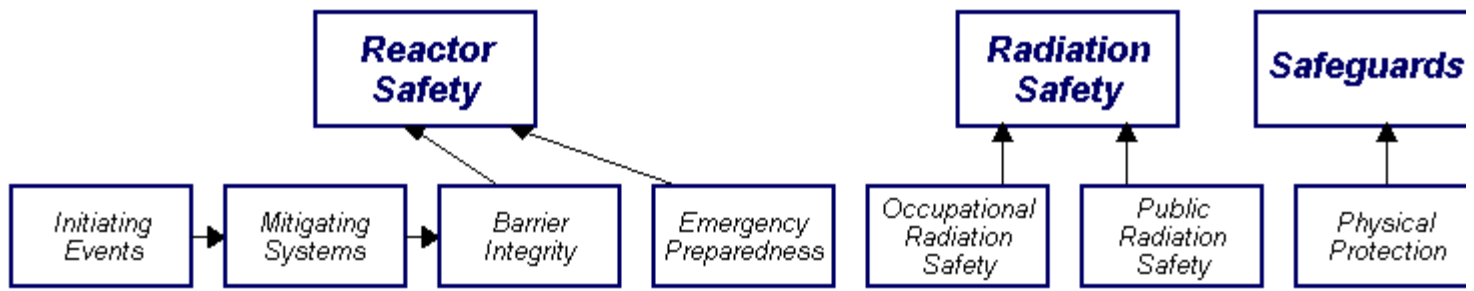


Performance Indicators

Unplanned Scrams (G)	Emergency AC Power System Unavailability (G)	Reactor Coolant System Activity (G)	Drill/Exercise Performance (G)	Occupational Exposure Control Effectiveness (G)	RETS/DDCM Radiological Effluent (G)	Protected Area Equipment (G)
Scrams With Loss of Normal Heat Removal (G)	High Pressure Injection System Unavailability (G)	Reactor Coolant System Leakage (G)	ERO Drill Participation (G)			Personnel Screening Program (G)
Unplanned Power Changes (G)	Heat Removal System Unavailability (G)		Alert and Notification System (G)			FFD/Personnel Reliability Program (G)
	Residual Heat Removal System Unavailability (G)					
	Safety System Functional Failures (G)					

Last Modified: April 1, 2002

Legend: R=Red W=White T=Thresholds under development N=Not Applicable
 Y=Yellow G=Green I=Insufficient data to calculate PI U=Unique Design



Most Significant Inspection Findings

2Q/2000	No findings this quarter	G	No findings this quarter	No findings this quarter	No findings this quarter	G	No findings this quarter
1Q/2000	No findings this quarter	No findings this quarter	No findings this quarter	No findings this quarter	No findings this quarter	No findings this quarter	No findings this quarter

Miscellaneous findings

Additional Inspection & Assessment Information

◆ **Assessment Reports/Inspection Plans:**

2Q/2000

1Q/2000

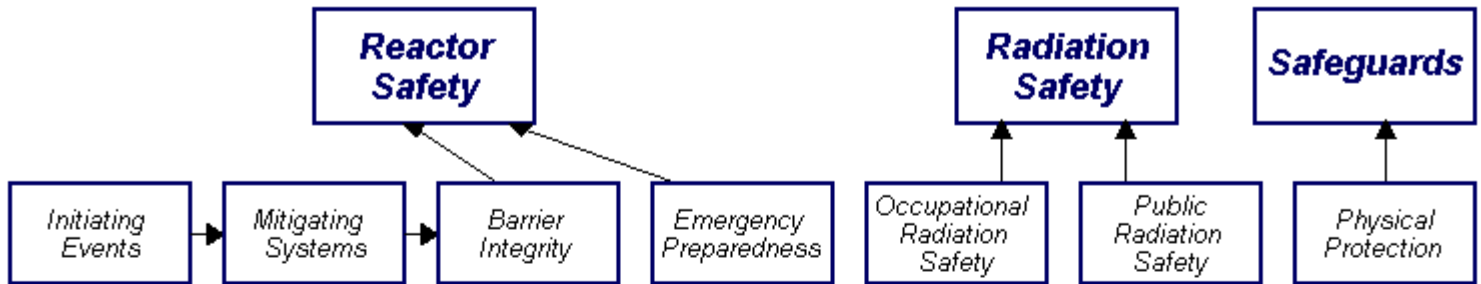
◆ **List of Inspection Reports**

◆ **List of Assessment Letters/Inspection Plans**

◆ **Cross Reference Of Assessment Reports**

Last Modified: April 1, 2002

Comanche Peak 1 3Q/2000 Performance Summary

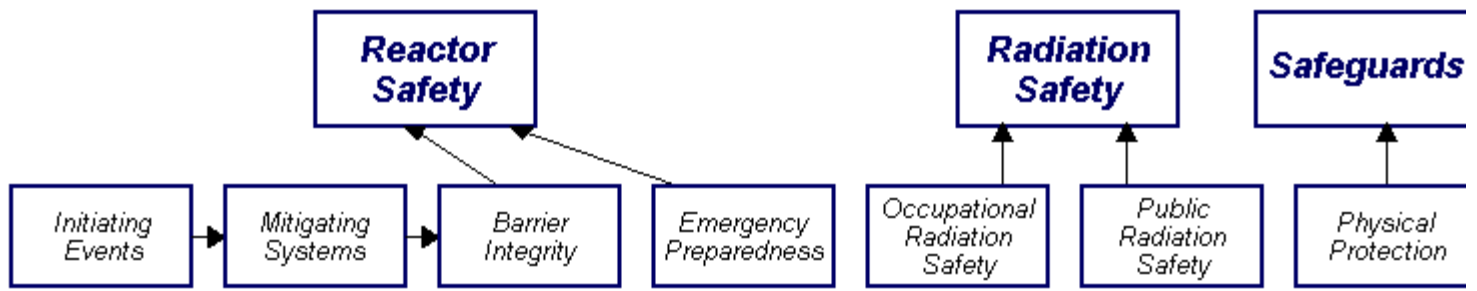


Performance Indicators

Unplanned Scrams (G)	Emergency AC Power System Unavailability (G)	Reactor Coolant System Activity (G)	Drill/Exercise Performance (G)	Occupational Exposure Control Effectiveness (G)	RETS/DDCM Radiological Effluent (G)	Protected Area Equipment (G)
Scrams With Loss of Normal Heat Removal (G)	High Pressure Injection System Unavailability (G)	Reactor Coolant System Leakage (G)	ERO Drill Participation (G)			Personnel Screening Program (G)
Unplanned Power Changes (G)	Heat Removal System Unavailability (G)		Alert and Notification System (G)			FFD/Personnel Reliability Program (G)
	Residual Heat Removal System Unavailability (G)					
	Safety System Functional Failures (G)					

Last Modified: March 29, 2002

Legend: R=Red W=White T=Thresholds under development N=Not Applicable
 Y=Yellow G=Green I=Insufficient data to calculate PI U=Unique Design



Most Significant Inspection Findings

	Initiating Events	Mitigating Systems	Barrier Integrity	Emergency Preparedness	Occupational Radiation Safety	Public Radiation Safety	Physical Protection
3Q/2000	No findings this quarter	G	No findings this quarter	No findings this quarter	No findings this quarter	No findings this quarter	No findings this quarter
2Q/2000	No findings this quarter	G	No findings this quarter	No findings this quarter	No findings this quarter	G	No findings this quarter
1Q/2000	No findings this quarter	No findings this quarter	No findings this quarter	No findings this quarter	No findings this quarter	No findings this quarter	No findings this quarter

Miscellaneous findings

Additional Inspection & Assessment Information

◆ **Assessment Reports/Inspection Plans:**

3Q/2000

2Q/2000

1Q/2000

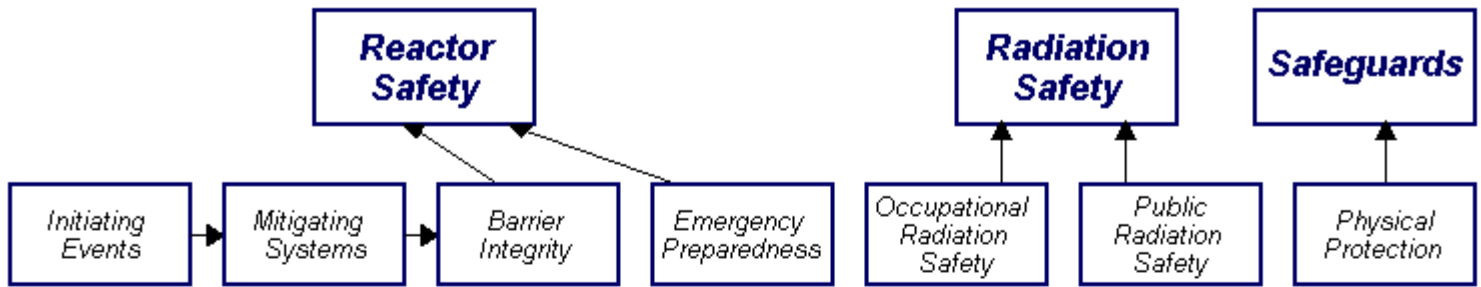
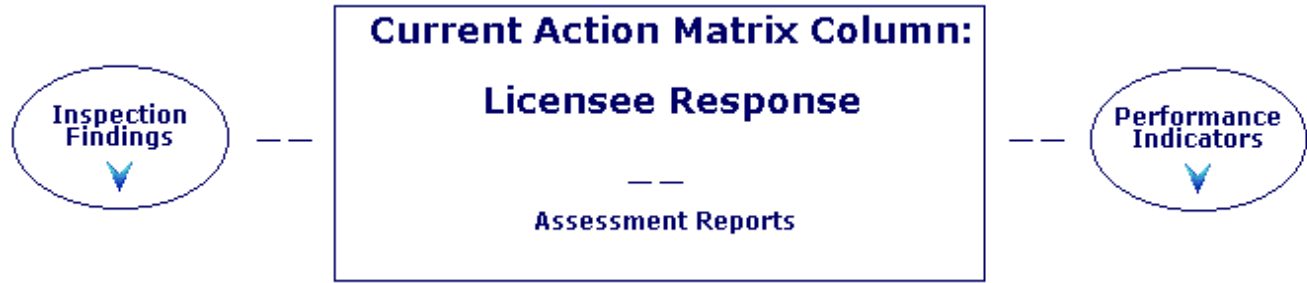
◆ **List of Inspection Reports**

◆ **List of Assessment Letters/Inspection Plans**

◆ **Cross Reference Of Assessment Reports**

Last Modified: March 29, 2002

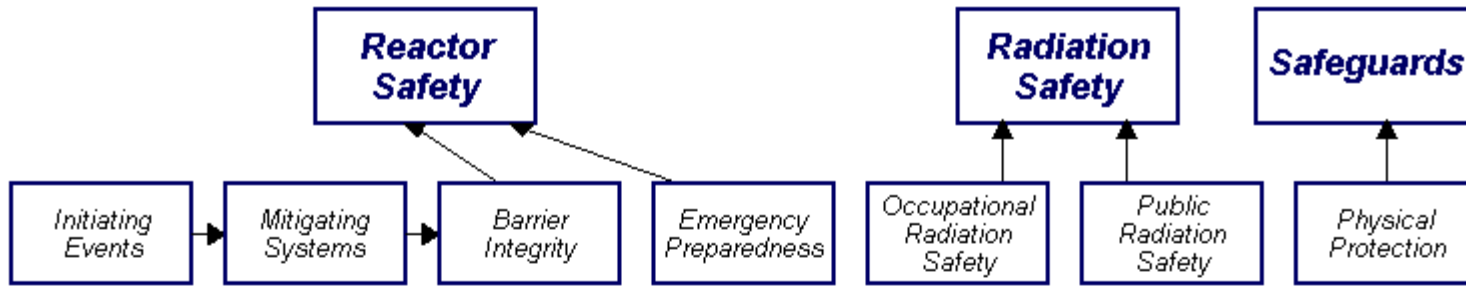
**Comanche Peak 1
4Q/2000 Performance Summary**



Performance Indicators

Unplanned Scrams (G)	Emergency AC Power System Unavailability (G)	Reactor Coolant System Activity (G)	Drill/Exercise Performance (G)	Occupational Exposure Control Effectiveness (G)	RETS/ODCM Radiological Effluent (G)	Protected Area Equipment (G)
Scrams With Loss of Normal Heat Removal (G)	High Pressure Injection System Unavailability (G)	Reactor Coolant System Leakage (G)	ERO Drill Participation (G)			Personnel Screening Program (G)
Unplanned Power Changes (G)	Heat Removal System Unavailability (G)		Alert and Notification System (G)			FFD/Personnel Reliability Program (G)
	Residual Heat Removal System Unavailability (G)					
	Safety System Functional Failures (G)					

Last Modified: April 8, 2002



Most Significant Inspection Findings

	Initiating Events	Mitigating Systems	Barrier Integrity	Emergency Preparedness	Occupational Radiation Safety	Public Radiation Safety	Physical Protection
4Q/2000	G	No findings this quarter	No findings this quarter	No findings this quarter	Findings without color designation	No findings this quarter	No findings this quarter
3Q/2000	No findings this quarter	G	No findings this quarter	No findings this quarter	No findings this quarter	No findings this quarter	No findings this quarter
2Q/2000	No findings this quarter	G	No findings this quarter	No findings this quarter	No findings this quarter	G	No findings this quarter
1Q/2000	No findings this quarter	No findings this quarter	No findings this quarter	No findings this quarter	No findings this quarter	No findings this quarter	No findings this quarter

Miscellaneous findings

Additional Inspection & Assessment Information

◆ **Assessment Reports/Inspection Plans:**

- 4Q/2000
- 3Q/2000
- 2Q/2000
- 1Q/2000

◆ **List of Inspection Reports**

◆ **List of Assessment Letters/Inspection Plans**

◆ **Cross Reference Of Assessment Reports**

Last Modified: April 8, 2002

**Comanche Peak 1
1Q/2001 Performance Summary**



Performance Indicators

Unplanned Scrams (G)	Emergency AC Power System Unavailability (G)	Reactor Coolant System Activity (G)	Drill/Exercise Performance (G)	Occupational Exposure Control Effectiveness (G)	RETS/ODCM Radiological Effluent (G)	Protected Area Equipment (G)
Scrams With Loss of Normal Heat Removal (G)	High Pressure Injection System Unavailability (G)	Reactor Coolant System Leakage (G)	ERO Drill Participation (G)			Personnel Screening Program (G)
Unplanned Power Changes (G)	Heat Removal System Unavailability (G)		Alert and Notification System (G)			FFD/Personnel Reliability Program (G)
	Residual Heat Removal System Unavailability (G)					
	Safety System Functional Failures (G)					

Last Modified: April 9, 2002



Most Significant Inspection Findings

	Initiating Events	Mitigating Systems	Barrier Integrity	Emergency Preparedness	Occupational Radiation Safety	Public Radiation Safety	Physical Protection
1Q/2001	No findings this quarter	No findings this quarter	G	No findings this quarter	No findings this quarter	No findings this quarter	No findings this quarter
4Q/2000	G	No findings this quarter	No findings this quarter	No findings this quarter	Findings without color designation	No findings this quarter	No findings this quarter
3Q/2000	No findings this quarter	G	No findings this quarter	No findings this quarter	No findings this quarter	No findings this quarter	No findings this quarter
2Q/2000	No findings this quarter	G	No findings this quarter	No findings this quarter	No findings this quarter	G	No findings this quarter

Miscellaneous findings

Additional Inspection & Assessment Information

◆ **Assessment Reports/Inspection Plans:**

1Q/2001

4Q/2000

3Q/2000

2Q/2000

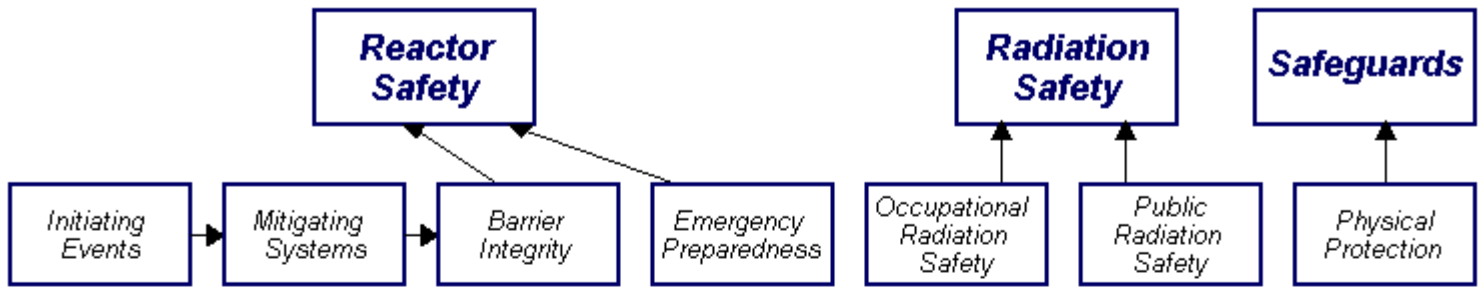
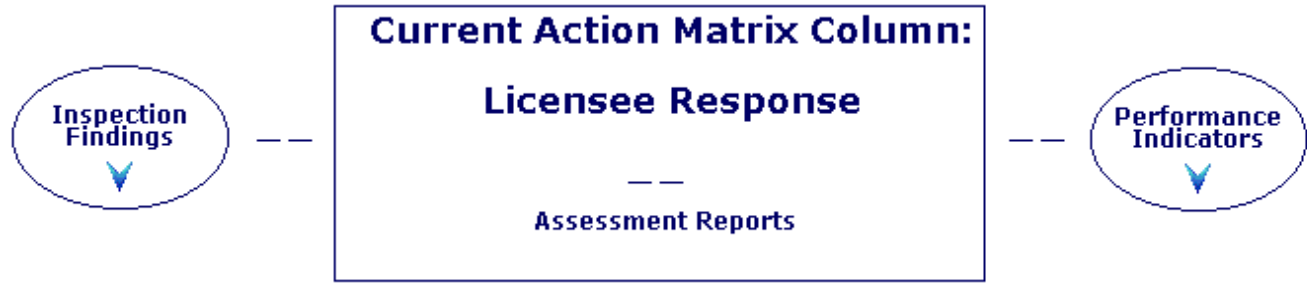
◆ **List of Inspection Reports**

◆ **List of Assessment Letters/Inspection Plans**

◆ **Cross Reference Of Assessment Reports**

Last Modified: April 9, 2002

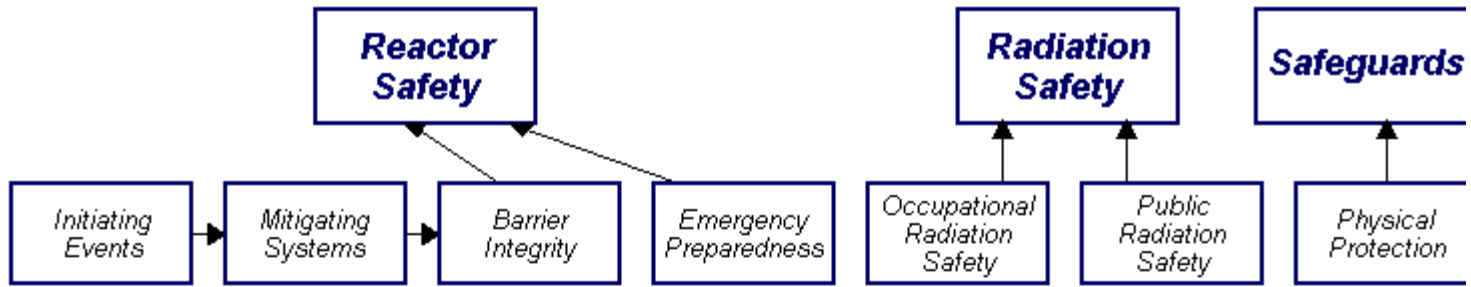
Comanche Peak 1 2Q/2001 Performance Summary



Performance Indicators

Unplanned Scrams (G)	Emergency AC Power System Unavailability (G)	Reactor Coolant System Activity (G)	Drill/Exercise Performance (G)	Occupational Exposure Control Effectiveness (G)	RETS/ODCM Radiological Effluent (G)	Protected Area Equipment (G)
Scrams With Loss of Normal Heat Removal (G)	High Pressure Injection System Unavailability (G)	Reactor Coolant System Leakage (G)	ERO Drill Participation (G)			Personnel Screening Program (G)
Unplanned Power Changes (G)	Heat Removal System Unavailability (G)		Alert and Notification System (G)			FFD/Personnel Reliability Program (G)
	Residual Heat Removal System Unavailability (G)					
	Safety System Functional Failures (G)					

Last Modified: April 9, 2002



Most Significant Inspection Findings

	Initiating Events	Mitigating Systems	Barrier Integrity	Emergency Preparedness	Radiation Safety	Occupational Radiation Safety	Public Radiation Safety	Safeguards
2Q/2001	No findings this quarter	No findings this quarter	No findings this quarter	No findings this quarter	G	No findings this quarter	No findings this quarter	No findings this quarter
1Q/2001	No findings this quarter	No findings this quarter	G	No findings this quarter	No findings this quarter	No findings this quarter	No findings this quarter	No findings this quarter
4Q/2000	G	No findings this quarter	No findings this quarter	No findings this quarter	Findings without color designation	No findings this quarter	No findings this quarter	No findings this quarter
3Q/2000	No findings this quarter	G	No findings this quarter	No findings this quarter	No findings this quarter	No findings this quarter	No findings this quarter	No findings this quarter

Miscellaneous findings

Additional Inspection & Assessment Information

◆ **Assessment Reports/Inspection Plans:**

2Q/2001

1Q/2001

4Q/2000

3Q/2000

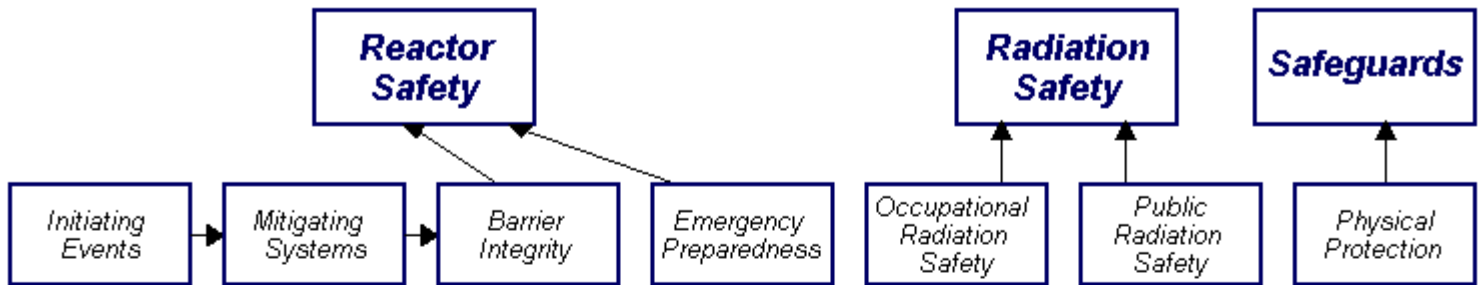
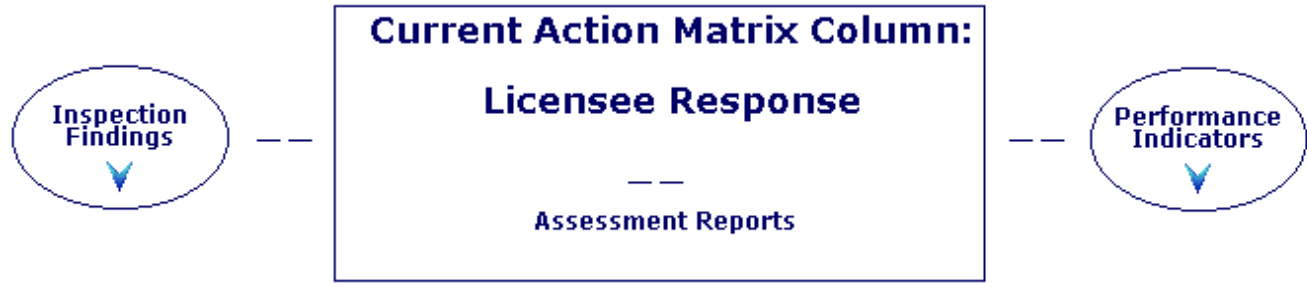
◆ **Cross Reference Of Assessment Reports**

◆ **List of Inspection Reports**

◆ **List of Assessment Letters/Inspection Plans**

Last Modified: April 9, 2002

Comanche Peak 1 3Q/2001 Performance Summary

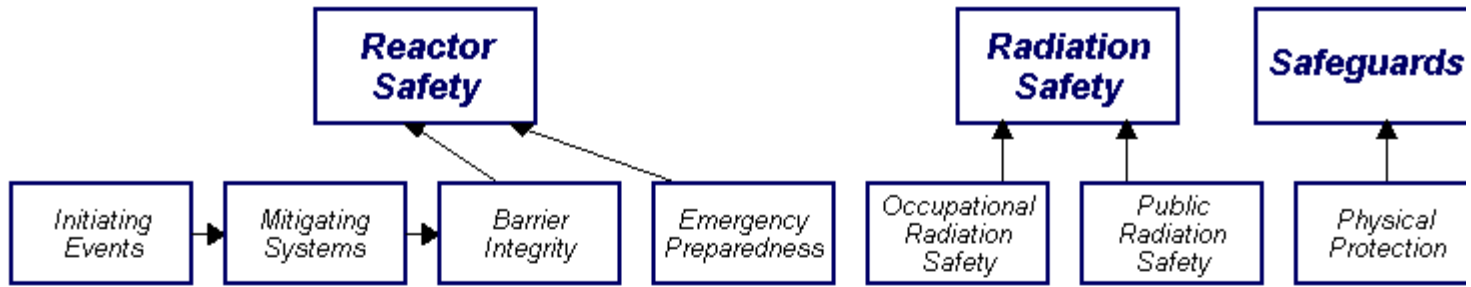


Performance Indicators

Unplanned Scrams (G)	Emergency AC Power System Unavailability (G)	Reactor Coolant System Activity (G)	Drill/Exercise Performance (G)	Occupational Exposure Control Effectiveness (G)	RETS/ODCM Radiological Effluent (G)	Protected Area Equipment (G)
Scrams With Loss of Normal Heat Removal (G)	High Pressure Injection System Unavailability (G)	Reactor Coolant System Leakage (G)	ERO Drill Participation (G)			Personnel Screening Program (G)
Unplanned Power Changes (G)	Heat Removal System Unavailability (G)		Alert and Notification System (G)			FFD/Personnel Reliability Program (G)
	Residual Heat Removal System Unavailability (G)					
	Safety System Functional Failures (G)					

Last Modified: April 9, 2002

Legend: R=Red W=White T=Thresholds under development N=Not Applicable
 Y=Yellow G=Green I=Insufficient data to calculate PI U=Unique Design



Most Significant Inspection Findings

	Initiating Events	Mitigating Systems	Barrier Integrity	Emergency Preparedness	Occupational Radiation Safety	Public Radiation Safety	Physical Protection
3Q/2001	No findings this quarter	No findings this quarter	No findings this quarter	No findings this quarter	No findings this quarter	No findings this quarter	No findings this quarter
2Q/2001	No findings this quarter	No findings this quarter	No findings this quarter	No findings this quarter	G	No findings this quarter	No findings this quarter
1Q/2001	No findings this quarter	No findings this quarter	G	No findings this quarter	No findings this quarter	No findings this quarter	No findings this quarter
4Q/2000	G	No findings this quarter	No findings this quarter	No findings this quarter	Findings without color designation	No findings this quarter	No findings this quarter

Miscellaneous findings

Additional Inspection & Assessment Information

◆ **Assessment Reports/Inspection Plans:**

3Q/2001

2Q/2001

1Q/2001

4Q/2000

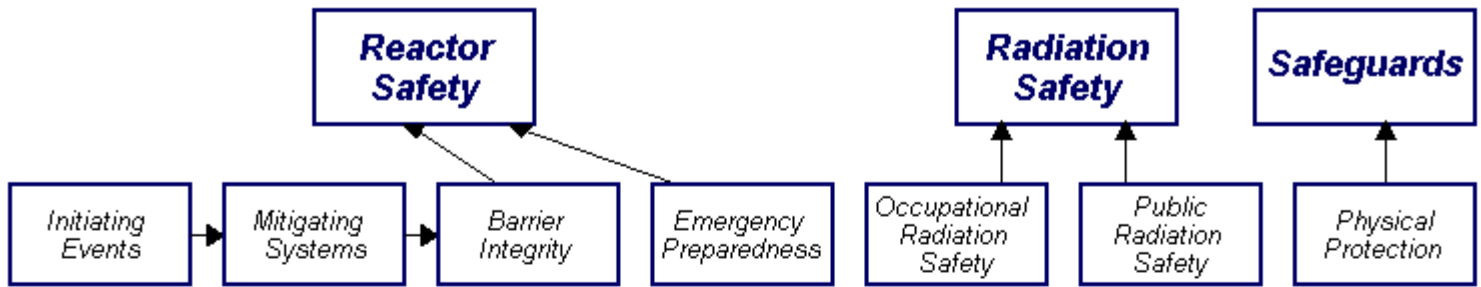
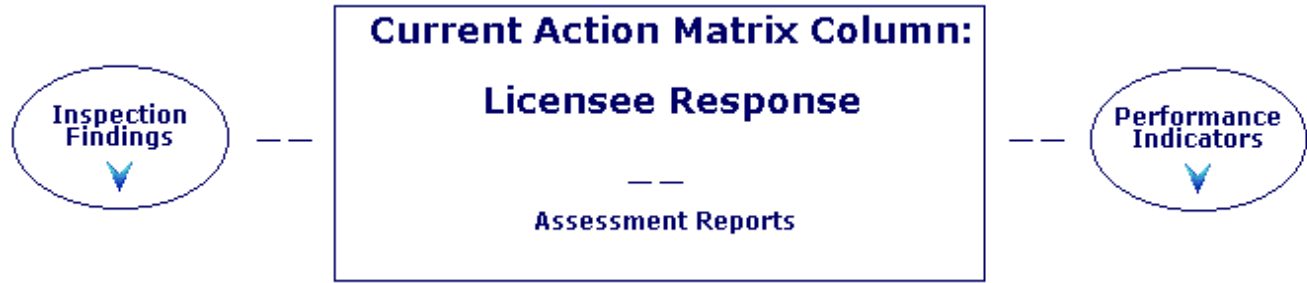
◆ **List of Inspection Reports**

◆ **List of Assessment Letters/Inspection Plans**

◆ **Cross Reference Of Assessment Reports**

Last Modified: April 9, 2002

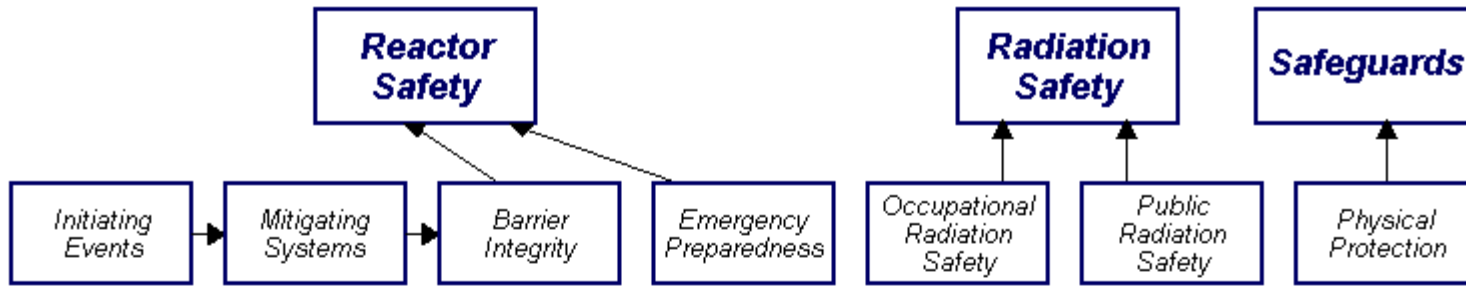
**Comanche Peak 1
4Q/2001 Performance Summary**



Performance Indicators

Unplanned Scrams (G)	Emergency AC Power System Unavailability (G)	Reactor Coolant System Activity (G)	Drill/Exercise Performance (G)	Occupational Exposure Control Effectiveness (G)	RETS/ODCM Radiological Effluent (G)	Protected Area Equipment (G)
Scrams With Loss of Normal Heat Removal (G)	High Pressure Injection System Unavailability (G)	Reactor Coolant System Leakage (G)	ERO Drill Participation (G)			Personnel Screening Program (G)
Unplanned Power Changes (G)	Heat Removal System Unavailability (G)		Alert and Notification System (G)			FFD/Personnel Reliability Program (G)
	Residual Heat Removal System Unavailability (G)					
	Safety System Functional Failures (G)					

Last Modified: March 1, 2002



Most Significant Inspection Findings

	Initiating Events	Mitigating Systems	Barrier Integrity	Emergency Preparedness	Radiation Safety	Safeguards
4Q/2001	No findings this quarter	No findings this quarter	No findings this quarter	No findings this quarter	G	Findings without color designation
3Q/2001	No findings this quarter	No findings this quarter	No findings this quarter	No findings this quarter	No findings this quarter	No findings this quarter
2Q/2001	No findings this quarter	No findings this quarter	No findings this quarter	No findings this quarter	G	No findings this quarter
1Q/2001	No findings this quarter	No findings this quarter	G	No findings this quarter	No findings this quarter	No findings this quarter

Miscellaneous findings

Additional Inspection & Assessment Information

◆ **Assessment Reports/Inspection Plans:**

- 4Q/2001
- 3Q/2001
- 2Q/2001
- 1Q/2001

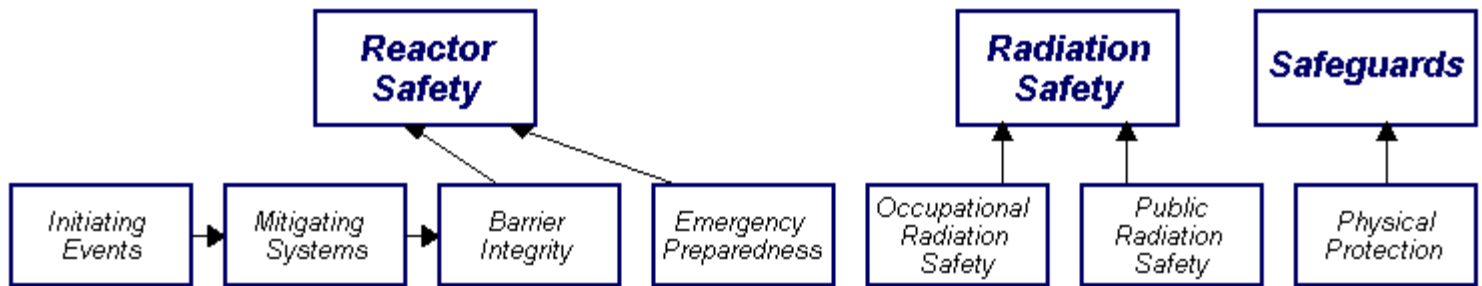
◆ **List of Inspection Reports**

◆ **List of Assessment Letters/Inspection Plans**

◆ **Cross Reference Of Assessment Reports**

Last Modified: March 1, 2002

Comanche Peak 1 1Q/2002 Performance Summary



Performance Indicators

Unplanned Scrams (G)	Emergency AC Power System Unavailability (G)	Reactor Coolant System Activity (G)	Drill/Exercise Performance (G)	Occupational Exposure Control Effectiveness (G)	RETS/DDCM Radiological Effluent (G)	Protected Area Equipment (G)
Scrams With Loss of Normal Heat Removal (G)	High Pressure Injection System Unavailability (G)	Reactor Coolant System Leakage (G)	ERO Drill Participation (G)			Personnel Screening Program (G)
Unplanned Power Changes (G)	Heat Removal System Unavailability (G)		Alert and Notification System (G)			FFD/Personnel Reliability Program (G)
	Residual Heat Removal System Unavailability (G)					
	Safety System Functional Failures (G)					

Last Modified: May 3, 2002



Most Significant Inspection Findings

1Q/2002	No findings this quarter	G	No findings this quarter	No findings this quarter	Findings without color designation	No findings this quarter	No findings this quarter
4Q/2001	No findings this quarter	No findings this quarter	No findings this quarter	No findings this quarter	G	W (1)	No findings this quarter
3Q/2001	No findings this quarter	No findings this quarter	No findings this quarter	No findings this quarter	No findings this quarter	No findings this quarter	No findings this quarter
2Q/2001	No findings this quarter	No findings this quarter	No findings this quarter	No findings this quarter	G	No findings this quarter	No findings this quarter

Miscellaneous findings

Additional Inspection & Assessment Information

◆ **Assessment Reports/Inspection Plans:**

- 1Q/2002
- 4Q/2001
- 3Q/2001
- 2Q/2001

◆ **List of Inspection Reports**

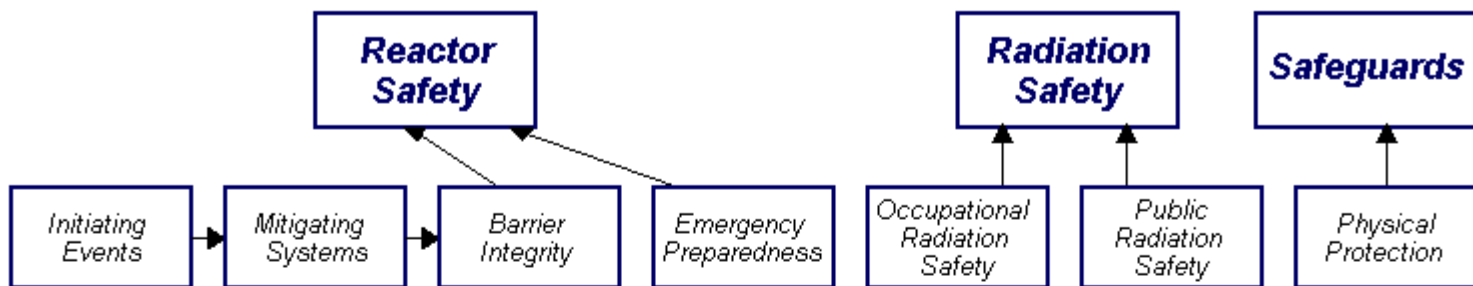
◆ **List of Assessment Letters/Inspection Plans**

◆ **Cross Reference Of Assessment Reports**

Last Modified: July 22, 2002

Comanche Peak 1 2Q/2002 Performance Summary



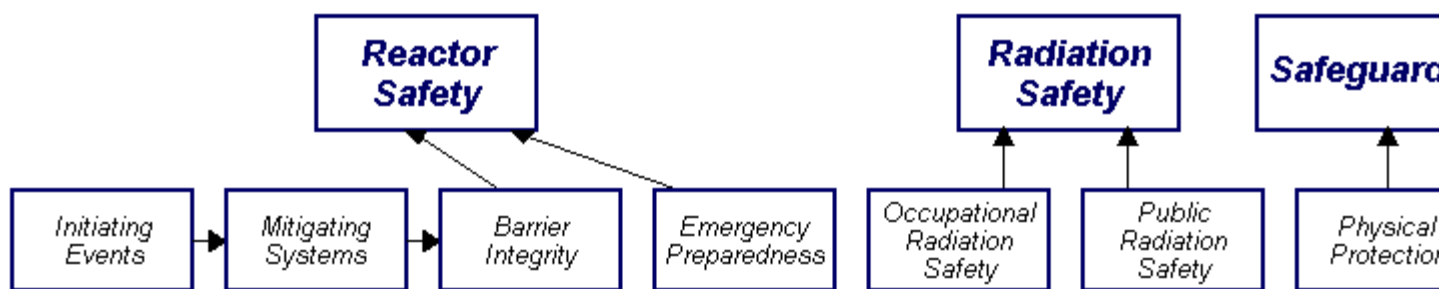


Performance Indicators

Unplanned Scrams (G)	Emergency AC Power System Unavailability (G)	Reactor Coolant System Activity (G)	Drill/Exercise Performance (G)	Occupational Exposure Control Effectiveness (G)	RETS/ODCM Radiological Effluent (G)	Protected Area Equipment (G)
Scrams With Loss of Normal Heat Removal (G)	High Pressure Injection System Unavailability (G)	Reactor Coolant System Leakage (G)	ERO Drill Participation (G)			Personnel Screening Program (G)
Unplanned Power Changes (G)	Heat Removal System Unavailability (G)		Alert and Notification System (G)			FFD/Personnel Reliability Program (G)
	Residual Heat Removal System Unavailability (G)					
	Safety System Functional Failures (G)					

Last Modified: July 31, 2002

Legend: R=Red W=White T=Thresholds under development N=Not Applicable
 Y=Yellow G=Green I=Insufficient data to calculate PI U=Unique Design



Most Significant Inspection Findings

	Initiating Events	Mitigating Systems	Barrier Integrity	Emergency Preparedness	Occupational Radiation Safety	Public Radiation Safety	Physical Protection
2Q/2002	No findings this quarter	No findings this quarter	No findings this quarter	No findings this quarter	No findings this quarter	Findings without color designation	No findings this quarter
1Q/2002	No findings this quarter	G	No findings this quarter	No findings this quarter	Findings without color designation	No findings this quarter	No findings this quarter
4Q/2001	No findings this quarter	No findings this quarter	No findings this quarter	No findings this quarter	G	W (1)	No findings this quarter
3Q/2001	No findings this quarter	No findings this quarter	No findings this quarter	No findings this quarter	No findings this quarter	No findings this quarter	No findings this quarter

Miscellaneous findings

Additional Inspection & Assessment Information

◆ **Assessment Reports/Inspection Plans:**

2Q/2002

1Q/2002

4Q/2001

3Q/2001

◆ **Cross Reference Of Assessment Reports**

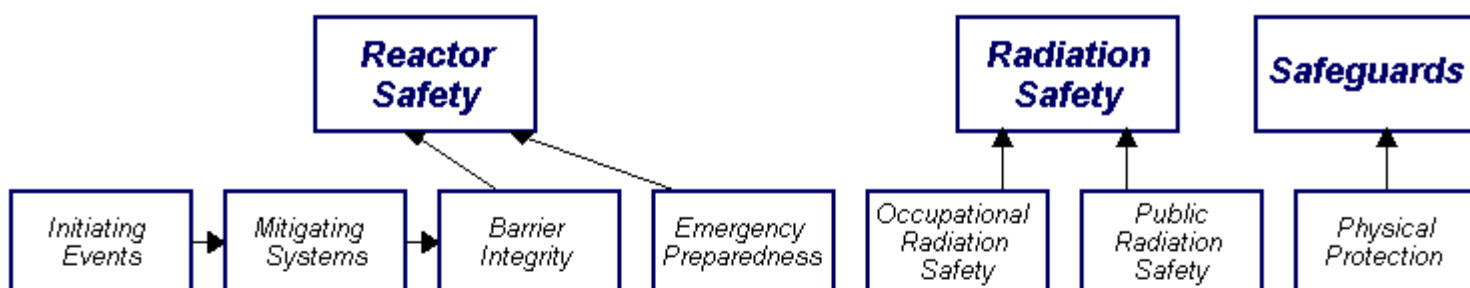
◆ **List of Inspection Reports**

◆ **List of Assessment Letters/Inspection Plans**

Last Modified: August 29, 2002

[Action Matrix Summary](#) | [Inspection Findings Summary](#) | [PI Summary](#) | [Reactor Oversight Process](#)

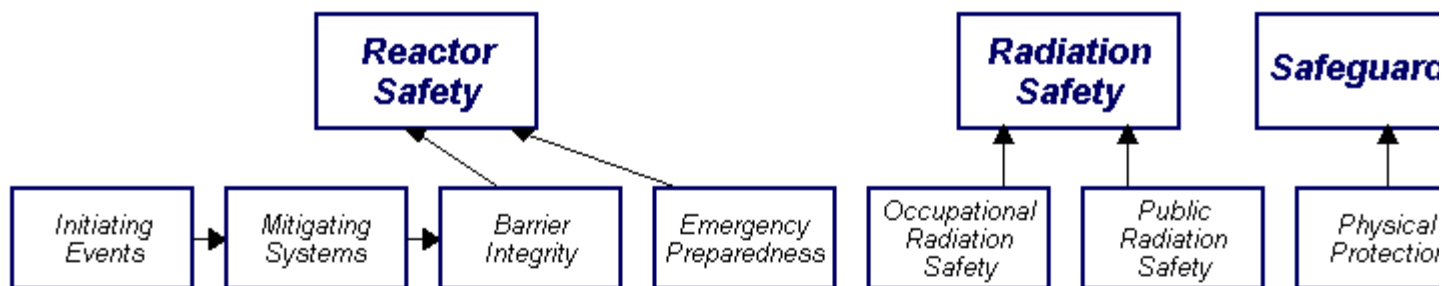
Comanche Peak 1 3Q/2002 Performance Summary



Performance Indicators

Unplanned Scrams (G)	Emergency AC Power System Unavailability (G)	Reactor Coolant System Activity (G)	Drill/Exercise Performance (G)	Occupational Exposure Control Effectiveness (G)	RETS/ODCM Radiological Effluent (G)	Protected Area Equipment (G)
Scrams With Loss of Normal Heat Removal (G)	High Pressure Injection System Unavailability (G)	Reactor Coolant System Leakage (G)	ERD Drill Participation (G)			Personnel Screening Program (G)
Unplanned Power Changes (G)	Heat Removal System Unavailability (G)		Alert and Notification System (G)			FFD/Personnel Reliability Program (G)
	Residual Heat Removal System Unavailability (G)					
	Safety System Functional Failures (G)					

Legend: R=Red Y=Yellow W=White G=Green T=Thresholds under development I=Insufficient data to calculate PI N=Not Applicable U=Unique Design



Most Significant Inspection Findings

Quarter	Initiating Events	Mitigating Systems	Barrier Integrity	Emergency Preparedness	Occupational Radiation Safety	Public Radiation Safety	Physical Protection
3Q/2002	No findings this quarter	No findings this quarter	No findings this quarter	No findings this quarter	No findings this quarter	No findings this quarter	No findings this quarter
2Q/2002	No findings this quarter	No findings this quarter	No findings this quarter	No findings this quarter	No findings this quarter	Findings without color designation	No findings this quarter
1Q/2002	No findings this quarter	G	No findings this quarter	No findings this quarter	Findings without color designation	No findings this quarter	No findings this quarter
4Q/2001	No findings this quarter	No findings this quarter	No findings this quarter	No findings this quarter	G	W (1)	No findings this quarter

Miscellaneous findings

Additional Inspection & Assessment Information

◆ Assessment Reports/Inspection Plans:

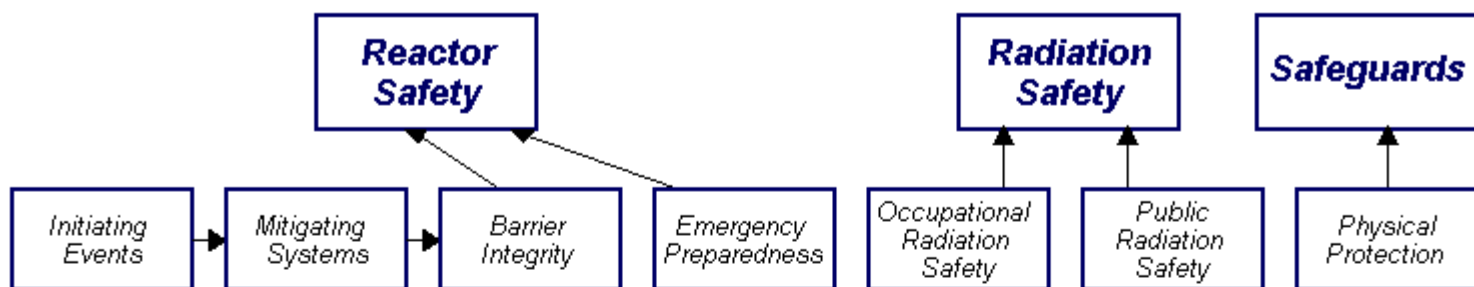
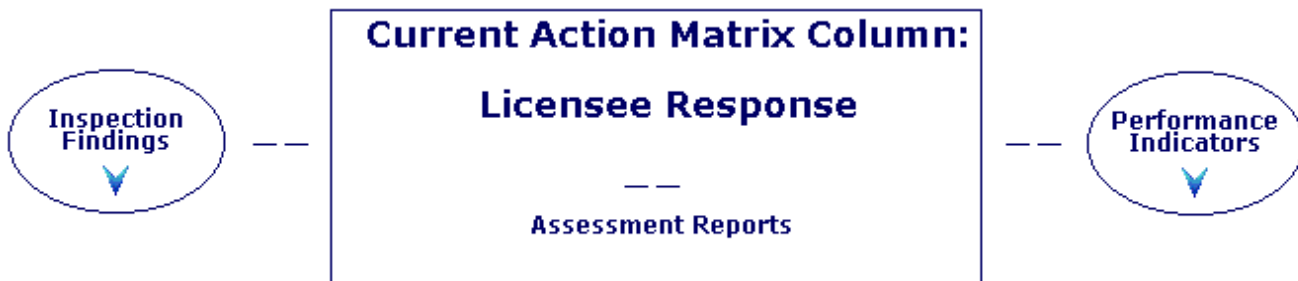
- 3Q/2002
- 2Q/2002
- 1Q/2002
- 4Q/2001

◆ List of Inspection Reports

◆ List of Assessment Letters/Inspection Plans

◆ Cross Reference Of Assessment Reports

Comanche Peak 1 4Q/2002 Performance Summary



Performance Indicators

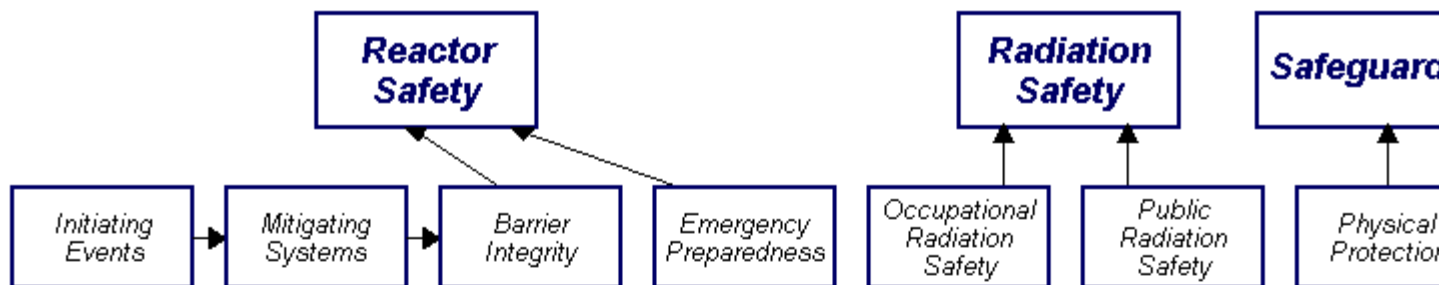
Unplanned Scrams (G)	Emergency AC Power System Unavailability (G)	Reactor Coolant System Activity (G)	Drill/Exercise Performance (G)	Occupational Exposure Control Effectiveness (G)	RETS/DDCM Radiological Effluent (G)	Protected Area Equipment (G)
Scrams With Loss of Normal Heat Removal (G)	High Pressure Injection System Unavailability (G)	Reactor Coolant System Leakage (G)	ERO Drill Participation (G)			Personnel Screening Program (G)
Unplanned Power Changes (G)	Heat Removal System Unavailability (G)		Alert and Notification System (G)			FFD/Personnel Reliability Program (G)
	Residual Heat Removal System Unavailability (G)					
	Safety System Functional Failures (G)					

Legend: R=Red
Y=Yellow

W=White
G=Green

T=Thresholds under development
I=Insufficient data to calculate PI

N=Not Applicable
U=Unique Design



Most Significant Inspection Findings

4Q/2002	G	G	G	No findings this quarter	No findings this quarter	G	No findings this quarter
3Q/2002	No findings this quarter	No findings this quarter	No findings this quarter	No findings this quarter	No findings this quarter	No findings this quarter	No findings this quarter
2Q/2002	No findings this quarter	No findings this quarter	No findings this quarter	No findings this quarter	No findings this quarter	Findings without color designation	No findings this quarter
1Q/2002	No findings this quarter	G	No findings this quarter	No findings this quarter	Findings without color designation	No findings this quarter	No findings this quarter

Miscellaneous findings

Additional Inspection & Assessment Information

◆ **Assessment Reports/Inspection Plans:**

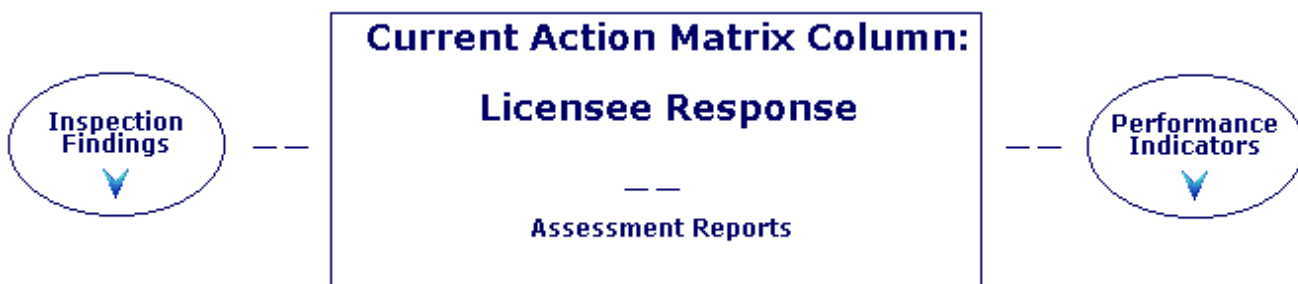
- 4Q/2002
- 3Q/2002
- 2Q/2002
- 1Q/2002

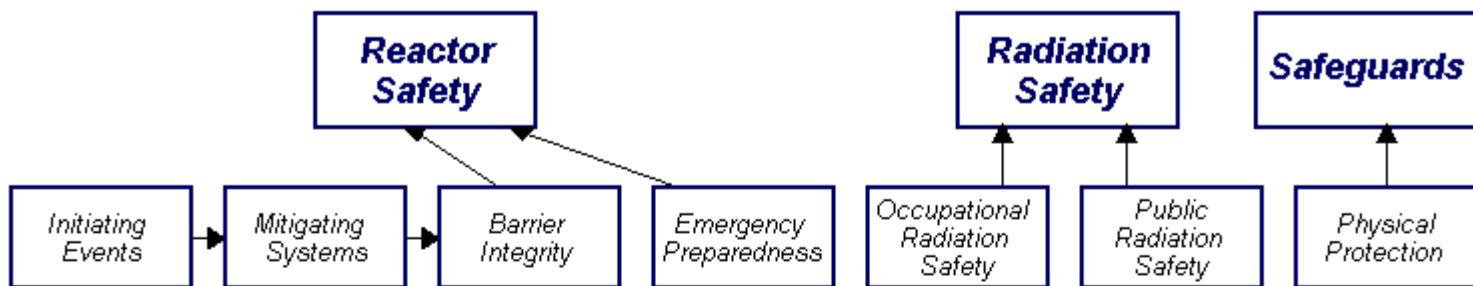
◆ **Cross Reference Of Assessment Reports**

◆ **List of Inspection Reports**

◆ **List of Assessment Letters/Inspection Plans**

Comanche Peak 1 1Q/2003 Performance Summary



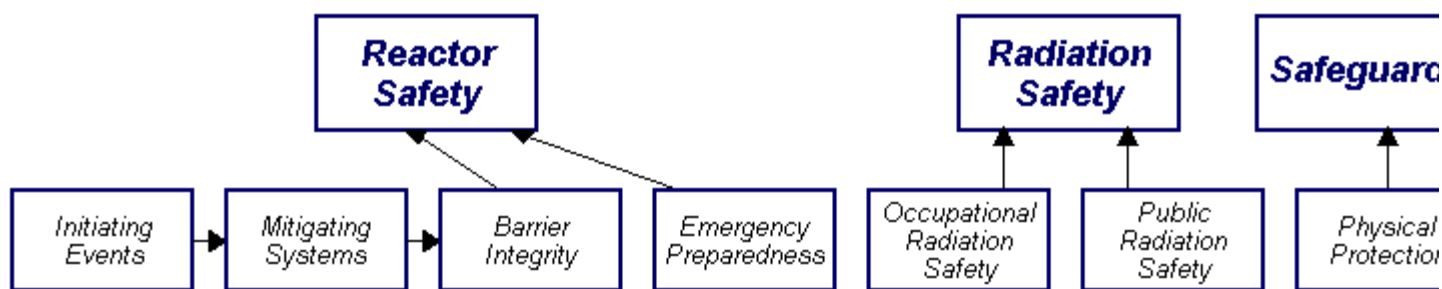


Performance Indicators

Unplanned Scrams (G)	Emergency AC Power System Unavailability (G)	Reactor Coolant System Activity (G)	Drill/Exercise Performance (G)	Occupational Exposure Control Effectiveness (G)	RETS/ODCM Radiological Effluent (G)	Protected Area Equipment (G)
Scrams With Loss of Normal Heat Removal (G)	High Pressure Injection System Unavailability (G)	Reactor Coolant System Leakage (G)	ERO Drill Participation (G)			Personnel Screening Program (G)
Unplanned Power Changes (G)	Heat Removal System Unavailability (G)		Alert and Notification System (G)			FFD/Personnel Reliability Program (G)
	Residual Heat Removal System Unavailability (G)					
	Safety System Functional Failures (G)					

Last Modified: April 22, 2003

Legend: R=Red W=White T=Thresholds under development N=Not Applicable
 Y=Yellow G=Green I=Insufficient data to calculate PI U=Unique Design



Most Significant Inspection Findings

1Q/2003	No findings this quarter	No findings this quarter	No findings this quarter	No findings this quarter	No findings this quarter	No findings this quarter	No findings this quarter
4Q/2002	G	G	G	No findings this quarter	No findings this quarter	G	No findings this quarter
3Q/2002	No findings this quarter	No findings this quarter	No findings this quarter	No findings this quarter	No findings this quarter	No findings this quarter	No findings this quarter
2Q/2002	No findings this quarter	No findings this quarter	No findings this quarter	No findings this quarter	No findings this quarter	Findings without color designation	No findings this quarter

Miscellaneous findings

Additional Inspection & Assessment Information

◆ **Assessment Reports/Inspection Plans:**

- 1Q/2003
- 4Q/2002
- 3Q/2002
- 2Q/2002

◆ **Cross Reference Of Assessment Reports**

◆ **List of Inspection Reports**

◆ **List of Assessment Letters/Inspection Plans**

Last Modified: May 30, 2003

[Action Matrix Summary](#) | [Inspection Findings Summary](#) | [PI Summary](#) | [Reactor Oversight Process](#)

Comanche Peak 1 2Q/2003 Performance Summary





Performance Indicators

Unplanned Scrams (G)	Emergency AC Power System Unavailability (G)	Reactor Coolant System Activity (G)	Drill/Exercise Performance (G)	Occupational Exposure Control Effectiveness (G)	RETS/ODCM Radiological Effluent (G)	Protected Area Equipment (G)
Scrams With Loss of Normal Heat Removal (G)	High Pressure Injection System Unavailability (G)	Reactor Coolant System Leakage (G)	ERO Drill Participation (G)			Personnel Screening Program (G)
Unplanned Power Changes (G)	Heat Removal System Unavailability (G)		Alert and Notification System (G)			FFD/Personnel Reliability Program (G)
	Residual Heat Removal System Unavailability (G)					
	Safety System Functional Failures (G)					

Last Modified: July 22, 2003

Legend: R=Red W=White T=Thresholds under development N=Not Applicable
 Y=Yellow G=Green I=Insufficient data to calculate PI U=Unique Design



Most Significant Inspection Findings

2Q/2003	No findings this quarter	No findings this quarter	No findings this quarter	No findings this quarter	No findings this quarter	No findings this quarter	Findings with color designation
1Q/2003	No findings this quarter	No findings this quarter	No findings this quarter	No findings this quarter	No findings this quarter	No findings this quarter	No findings this quarter
4Q/2002	G	G	G	No findings this quarter	No findings this quarter	G	No findings this quarter
3Q/2002	No findings this quarter	No findings this quarter	No findings this quarter	No findings this quarter	No findings this quarter	No findings this quarter	No findings this quarter

Miscellaneous findings

Additional Inspection & Assessment Information

◆ **Assessment Reports/Inspection Plans:**

2Q/2003

1Q/2003

4Q/2002

3Q/2002

◆ **Cross Reference Of Assessment Reports**

◆ **List of Inspection Reports**

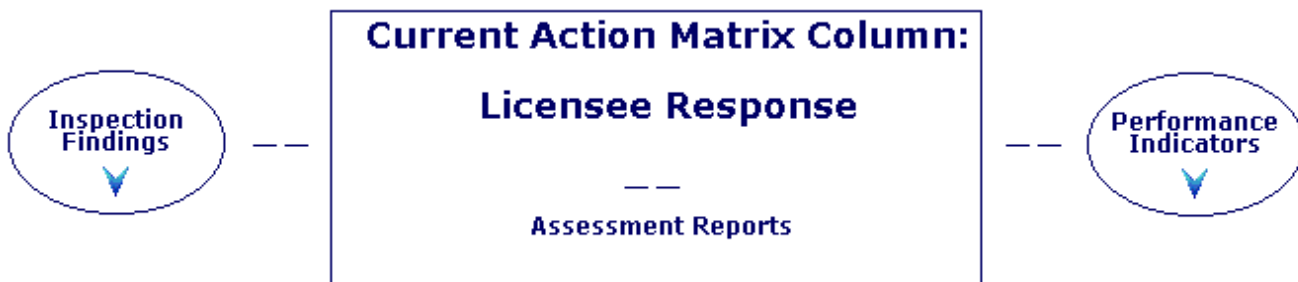
◆ **List of Assessment Letters/Inspection Plans**

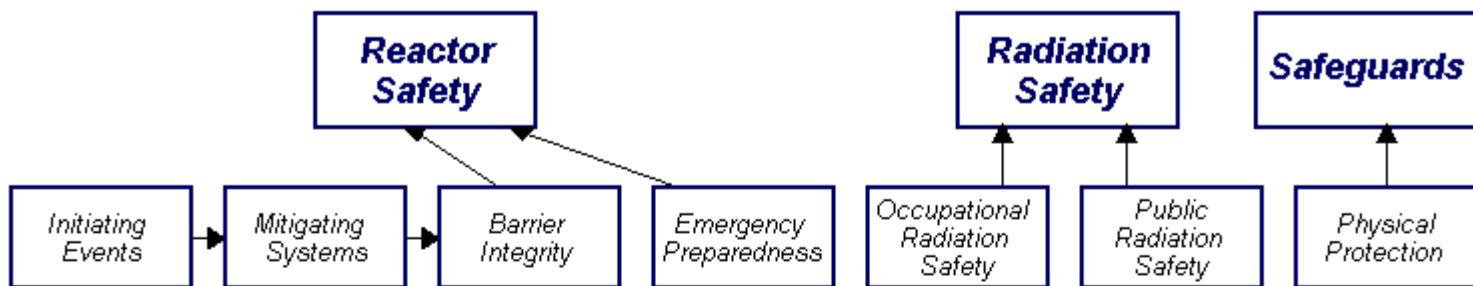
Last Modified: September 4, 2003

[Action Matrix Summary](#) | [Inspection Findings Summary](#) | [PI Summary](#) | [Reactor Oversight Process](#)

Comanche Peak 1

3Q/2003 Performance Summary



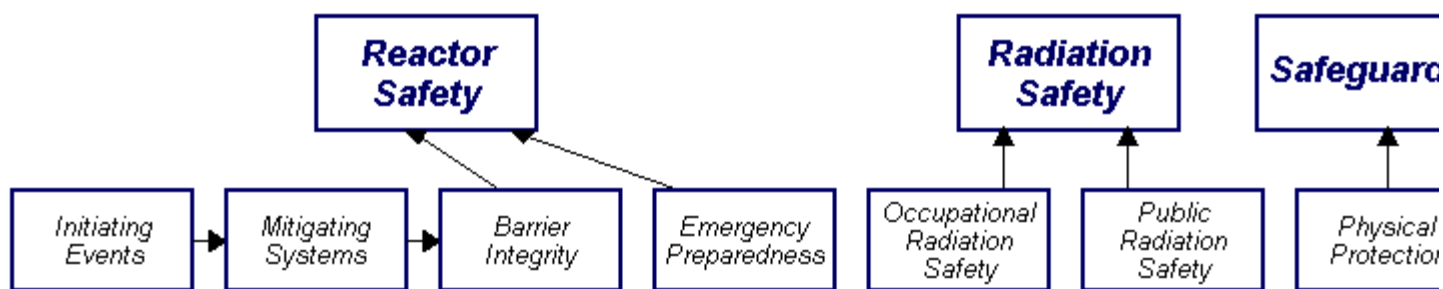


Performance Indicators

Unplanned Scrams (G)	Emergency AC Power System Unavailability (G)	Reactor Coolant System Activity (G)	Drill/Exercise Performance (G)	Occupational Exposure Control Effectiveness (G)	RETS/ODCM Radiological Effluent (G)	Protected Area Equipment (G)
Scrams With Loss of Normal Heat Removal (G)	High Pressure Injection System Unavailability (G)	Reactor Coolant System Leakage (G)	ERO Drill Participation (G)			Personnel Screening Program (G)
Unplanned Power Changes (G)	Heat Removal System Unavailability (G)		Alert and Notification System (G)			FFD/Personnel Reliability Program (G)
	Residual Heat Removal System Unavailability (G)					
	Safety System Functional Failures (G)					

Last Modified: October 22, 2003

Legend: R=Red W=White T=Thresholds under development N=Not Applicable
 Y=Yellow G=Green I=Insufficient data to calculate PI U=Unique Design



Most Significant Inspection Findings

Quarter	Initiating Events	Mitigating Systems	Barrier Integrity	Emergency Preparedness	Occupational Radiation Safety	Public Radiation Safety	Physical Protection
3Q/2003	No findings this quarter	No findings this quarter	No findings this quarter	No findings this quarter	No findings this quarter	No findings this quarter	No findings this quarter
2Q/2003	No findings this quarter	No findings this quarter	No findings this quarter	No findings this quarter	No findings this quarter	No findings this quarter	Findings with color designat
1Q/2003	No findings this quarter	No findings this quarter	No findings this quarter	No findings this quarter	No findings this quarter	No findings this quarter	No findings this quarter
4Q/2002	G	G	G	No findings this quarter	No findings this quarter	G	No findings this quarter

Miscellaneous findings

Additional Inspection & Assessment Information

◆ **Assessment Reports/Inspection Plans:**

- 3Q/2003
- 2Q/2003
- 1Q/2003
- 4Q/2002

◆ **List of Inspection Reports**

◆ **List of Assessment Letters/Inspection Plans**

◆ **Cross Reference Of Assessment Reports**

Last Modified: December 1, 2003

[Action Matrix Summary](#) | [Inspection Findings Summary](#) | [PI Summary](#) | [Reactor Oversight Process](#)

Comanche Peak 1 4Q/2003 Performance Summary





Performance Indicators

Unplanned Scrams (G)	Emergency AC Power System Unavailability (G)	Reactor Coolant System Activity (G)	Drill/Exercise Performance (G)	Occupational Exposure Control Effectiveness (G)	RETS/ODCM Radiological Effluent (G)	Protected Area Equipment (G)
Scrams With Loss of Normal Heat Removal (G)	High Pressure Injection System Unavailability (G)	Reactor Coolant System Leakage (G)	ERO Drill Participation (G)			Personnel Screening Program (G)
Unplanned Power Changes (G)	Heat Removal System Unavailability (G)		Alert and Notification System (G)			FFD/Personnel Reliability Program (G)
	Residual Heat Removal System Unavailability (G)					
	Safety System Functional Failures (G)					

Last Modified: January 23, 2004

Legend: R=Red W=White T=Thresholds under development N=Not Applicable
 Y=Yellow G=Green I=Insufficient data to calculate PI U=Unique Design



Most Significant Inspection Findings

	Initiating Events	Mitigating Systems	Barrier Integrity	Emergency Preparedness	Occupational Radiation Safety	Public Radiation Safety	Physical Protection
4Q/2003	No findings this quarter	No findings this quarter	No findings this quarter	No findings this quarter	No findings this quarter	No findings this quarter	No findings this quarter
3Q/2003	No findings this quarter	G	No findings this quarter	No findings this quarter	No findings this quarter	No findings this quarter	No findings this quarter
2Q/2003	No findings this quarter	No findings this quarter	No findings this quarter	No findings this quarter	G	No findings this quarter	Findings with color designat
1Q/2003	No findings this quarter	No findings this quarter	No findings this quarter	No findings this quarter	No findings this quarter	No findings this quarter	No findings this quarter

Miscellaneous findings

Additional Inspection & Assessment Information

◆ **Assessment Reports/Inspection Plans:**

- 4Q/2003
- 3Q/2003
- 2Q/2003
- 1Q/2003

◆ **List of Inspection Reports**

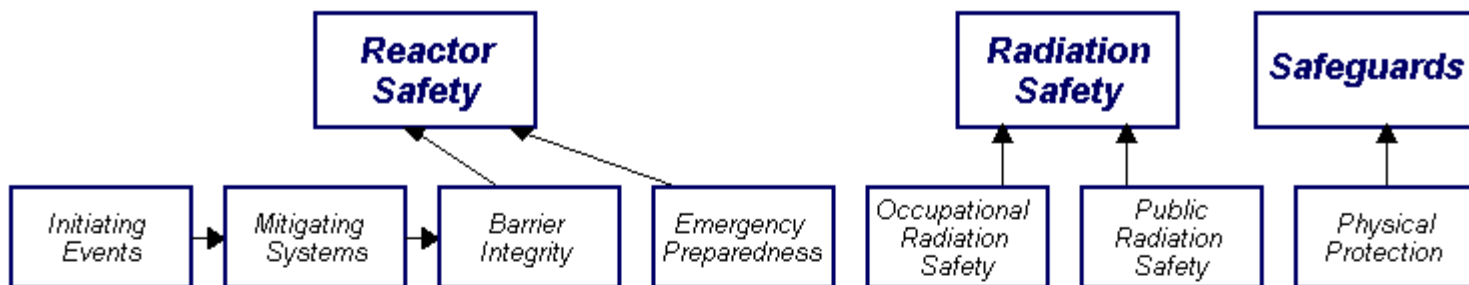
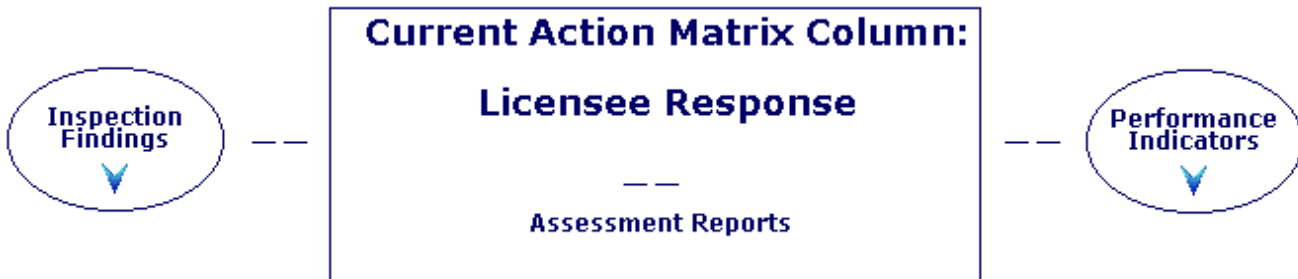
◆ **List of Assessment Letters/Inspection Plans**

◆ **Cross Reference Of Assessment Reports**

Last Modified: March 2, 2004

[Action Matrix Summary](#) | [Inspection Findings Summary](#) | [PI Summary](#) | [Reactor Oversight Process](#)

Comanche Peak 1 1Q/2004 Performance Summary



Performance Indicators

Unplanned Scrams (G)	Emergency AC Power System Unavailability (G)	Reactor Coolant System Activity (G)	Drill/Exercise Performance (G)	Occupational Exposure Control Effectiveness (G)	RETS/DDCM Radiological Effluent (G)	Protected Area Equipment (G)
Scrams With Loss of Normal Heat Removal (G)	High Pressure Injection System Unavailability (G)	Reactor Coolant System Leakage (G)	ERO Drill Participation (G)			Personnel Screening Program (G)
Unplanned Power Changes (G)	Heat Removal System Unavailability (G)		Alert and Notification System (G)			FFD/Personnel Reliability Program (G)
	Residual Heat Removal System Unavailability (G)					
	Safety System Functional Failures (G)					

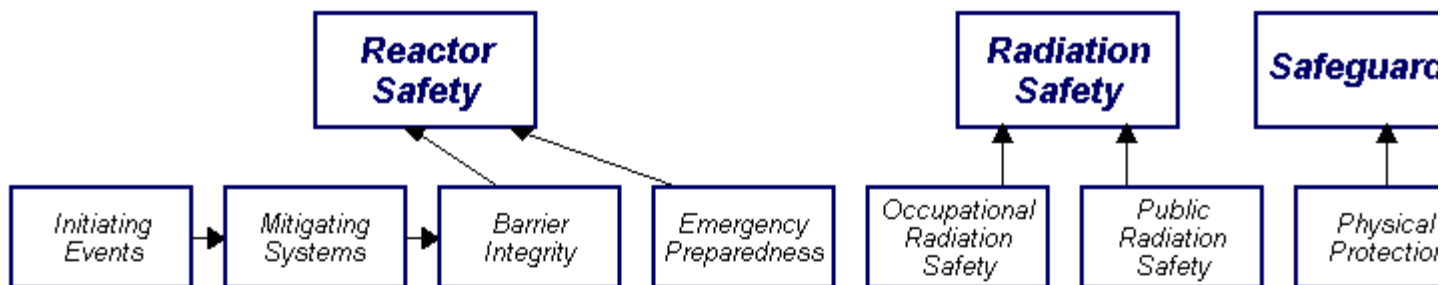
Last Modified: April 22, 2004

Legend: R=Red
Y=Yellow

W=White
G=Green

T=Thresholds under development
I=Insufficient data to calculate PI

N=Not Applicable
U=Unique Design



Most Significant Inspection Findings

1Q/2004	No findings this quarter	No findings this quarter	No findings this quarter	No findings this quarter	No findings this quarter	No findings this quarter	No findings this quarter
4Q/2003	No findings this quarter	No findings this quarter	No findings this quarter	No findings this quarter	No findings this quarter	No findings this quarter	No findings this quarter
3Q/2003	No findings this quarter	G	No findings this quarter	No findings this quarter	No findings this quarter	No findings this quarter	No findings this quarter
2Q/2003	No findings this quarter	No findings this quarter	W (1)	No findings this quarter	G	No findings this quarter	Findings with color designation

Miscellaneous findings

Additional Inspection & Assessment Information

◆ **Assessment Reports/Inspection Plans:**

- 1Q/2004
- 4Q/2003
- 3Q/2003
- 2Q/2003

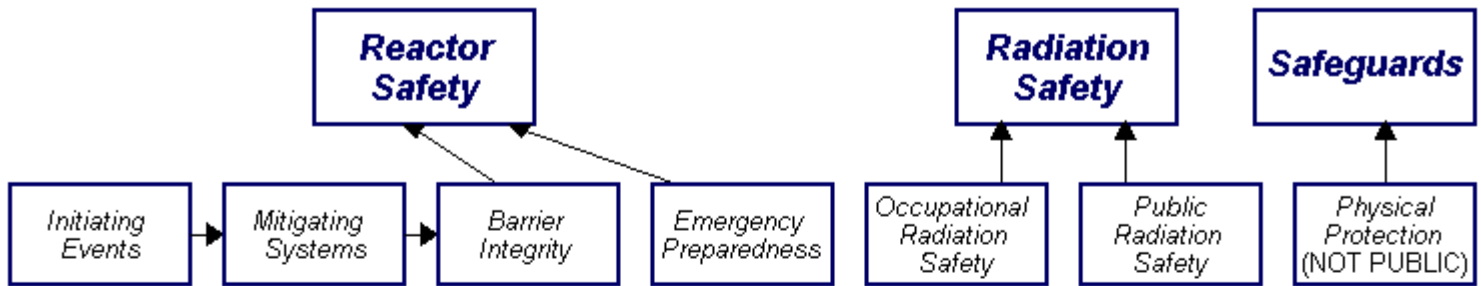
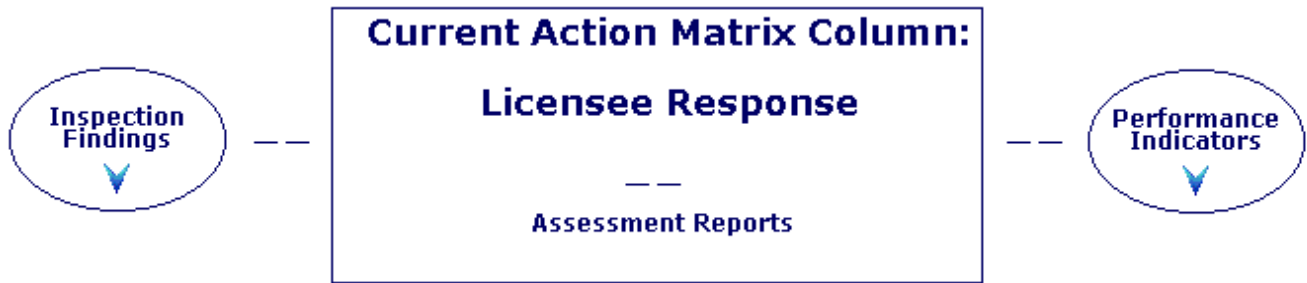
◆ **Cross Reference Of Assessment Reports**

◆ **List of Inspection Reports**

◆ **List of Assessment Letters/Inspection Plans**

Last Modified: May 5, 2004

Comanche Peak 1 2Q/2004 Performance Summary

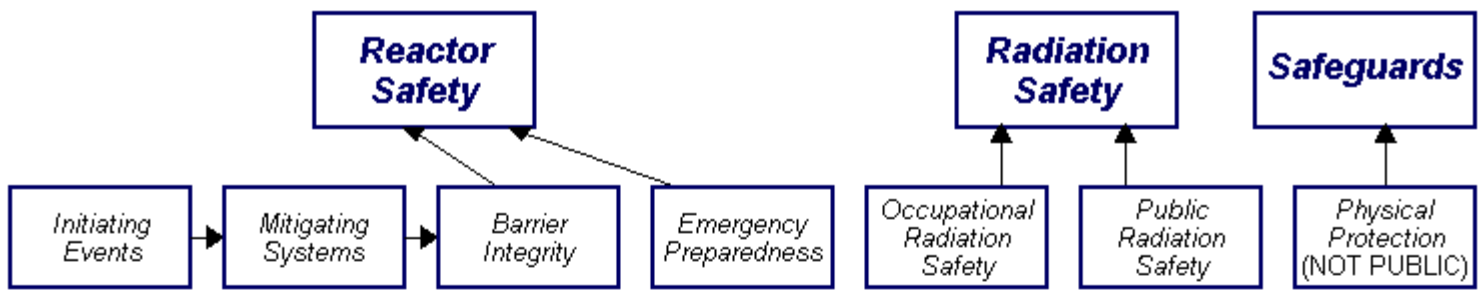


Performance Indicators

Unplanned Scrams (G)	Emergency AC Power System Unavailability (G)	Reactor Coolant System Activity (G)	Drill/Exercise Performance (G)	Occupational Exposure Control Effectiveness (G)	RETS/DDCM Radiological Effluent (G)
Scrams With Loss of Normal Heat Removal (G)	High Pressure Injection System Unavailability (G)	Reactor Coolant System Leakage (G)	ERD Drill Participation (G)		
Unplanned Power Changes (G)	Heat Removal System Unavailability (G)		Alert and Notification System (G)		
	Residual Heat Removal System Unavailability (G)				
	Safety System Functional Failures (G)				

Last Modified: September 8, 2004

Legend: R=Red W=White T=Thresholds under development N=Not Applicable
 Y=Yellow G=Green I=Insufficient data to calculate PI U=Unique Design



Most Significant Inspection Findings

2Q/2004	No findings this quarter	No findings this quarter	No findings this quarter	No findings this quarter	G	No findings this quarter
1Q/2004	No findings this quarter	No findings this quarter	No findings this quarter	No findings this quarter	No findings this quarter	No findings this quarter
4Q/2003	No findings this quarter	No findings this quarter	No findings this quarter	No findings this quarter	No findings this quarter	No findings this quarter
3Q/2003	No findings this quarter	G	No findings this quarter	No findings this quarter	No findings this quarter	No findings this quarter

Miscellaneous findings

Additional Inspection & Assessment Information

◆ **Assessment Reports/Inspection Plans:**

- 2Q/2004
- 1Q/2004
- 4Q/2003
- 3Q/2003

◆ **List of Inspection Reports**

◆ **List of Assessment Letters/Inspection Plans**

◆ **Cross Reference Of Assessment Reports**

Last Modified: September 8, 2004

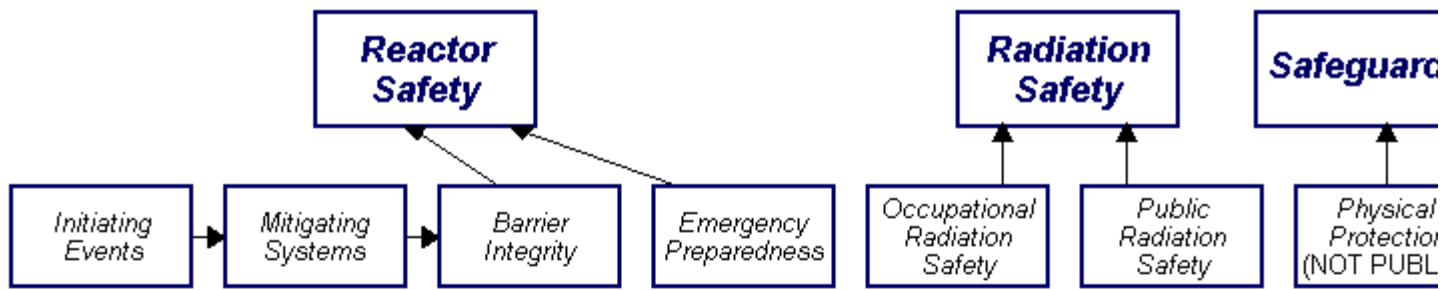
Comanche Peak 1 3Q/2004 Performance Summary



Performance Indicators

Unplanned Scrams (G)	Emergency AC Power System Unavailability (G)	Reactor Coolant System Activity (G)	Drill/Exercise Performance (G)	Occupational Exposure Control Effectiveness (G)	RETS/DDCM Radiological Effluent (G)
Scrams With Loss of Normal Heat Removal (G)	High Pressure Injection System Unavailability (G)	Reactor Coolant System Leakage (G)	ERD Drill Participation (G)		
Unplanned Power Changes (G)	Heat Removal System Unavailability (G)		Alert and Notification System (G)		
	Residual Heat Removal System Unavailability (G)				
	Safety System Functional Failures (G)				

Last Modified: October 25, 2004



Most Significant Inspection Findings

	Initiating Events	Mitigating Systems	Barrier Integrity	Emergency Preparedness	Occupational Radiation Safety	Public Radiation Safety
3Q/2004	No findings this quarter	No findings this quarter	G	No findings this quarter	No findings this quarter	No findings this quarter
2Q/2004	No findings this quarter	No findings this quarter	No findings this quarter	No findings this quarter	G	No findings this quarter
1Q/2004	No findings this quarter	No findings this quarter	No findings this quarter	No findings this quarter	No findings this quarter	No findings this quarter
4Q/2003	No findings this quarter	No findings this quarter	No findings this quarter	No findings this quarter	No findings this quarter	No findings this quarter

Miscellaneous findings

Additional Inspection & Assessment Information

◆ **Assessment Reports/Inspection Plans:**

- 3Q/2004
- 2Q/2004
- 1Q/2004
- 4Q/2003

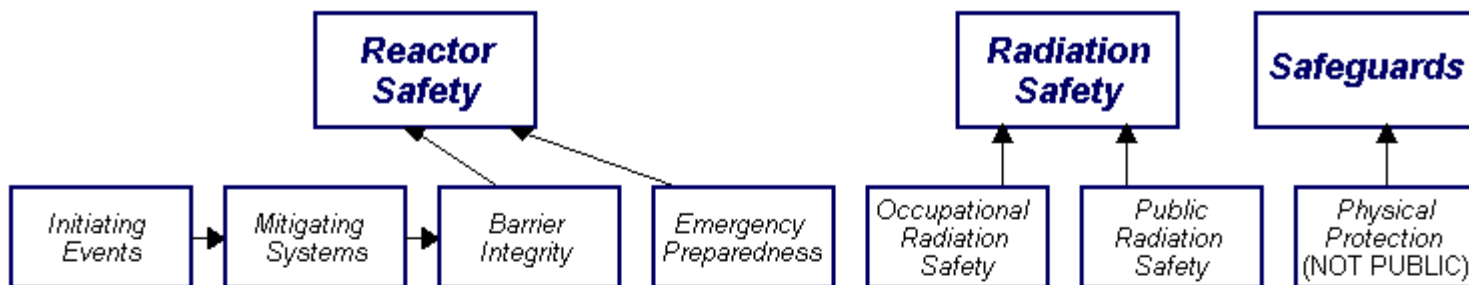
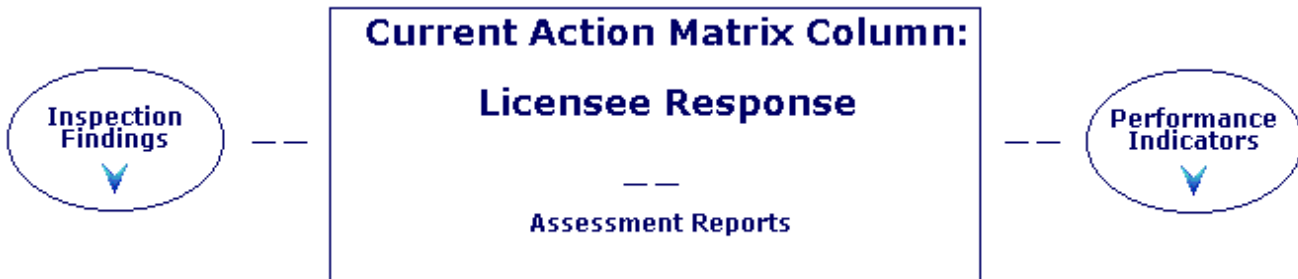
◆ **Cross Reference Of Assessment Reports**

◆ **List of Inspection Reports**

◆ **List of Assessment Letters/Inspection Plans**

Last Modified: December 29, 2004

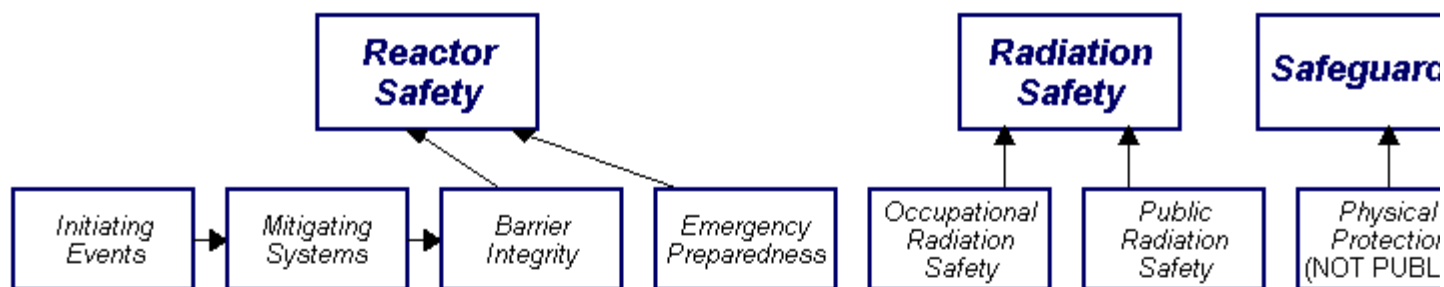
Comanche Peak 1 4Q/2004 Performance Summary



Performance Indicators

Unplanned Scrams (G)	Emergency AC Power System Unavailability (G)	Reactor Coolant System Activity (G)	Drill/Exercise Performance (G)	Occupational Exposure Control Effectiveness (G)	RETS/DDCM Radiological Effluent (G)
Scrams With Loss of Normal Heat Removal (G)	High Pressure Injection System Unavailability (G)	Reactor Coolant System Leakage (G)	ERO Drill Participation (G)		
Unplanned Power Changes (G)	Heat Removal System Unavailability (G)		Alert and Notification System (G)		
	Residual Heat Removal System Unavailability (G)				
	Safety System Functional Failures (G)				

Last Modified: March 9, 2005



Most Significant Inspection Findings

	Initiating Events	Mitigating Systems	Barrier Integrity	Emergency Preparedness	Occupational Radiation Safety	Public Radiation Safety	Physical Protection (NOT PUBL)
4Q/2004	No findings this quarter	G	No findings this quarter	No findings this quarter	No findings this quarter	G	No findings this quarter
3Q/2004	No findings this quarter	No findings this quarter	No findings this quarter	No findings this quarter	No findings this quarter	No findings this quarter	No findings this quarter
2Q/2004	No findings this quarter	No findings this quarter	No findings this quarter	No findings this quarter	G	No findings this quarter	No findings this quarter
1Q/2004	No findings this quarter	No findings this quarter	G	No findings this quarter	No findings this quarter	No findings this quarter	No findings this quarter

Miscellaneous findings

Additional Inspection & Assessment Information

◆ **Assessment Reports/Inspection Plans:**

- 4Q/2004
- 3Q/2004
- 2Q/2004
- 1Q/2004

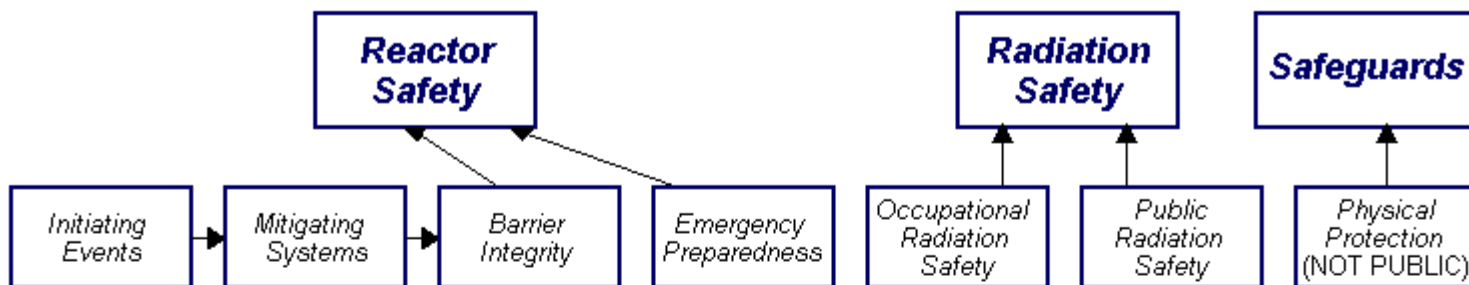
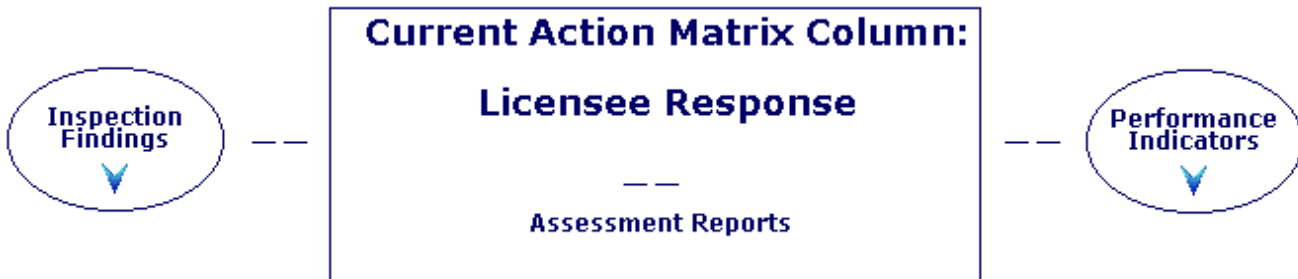
◆ **Cross Reference Of Assessment Reports**

◆ **List of Inspection Reports**

◆ **List of Assessment Letters/Inspection Plans**

Last Modified: March 9, 2005

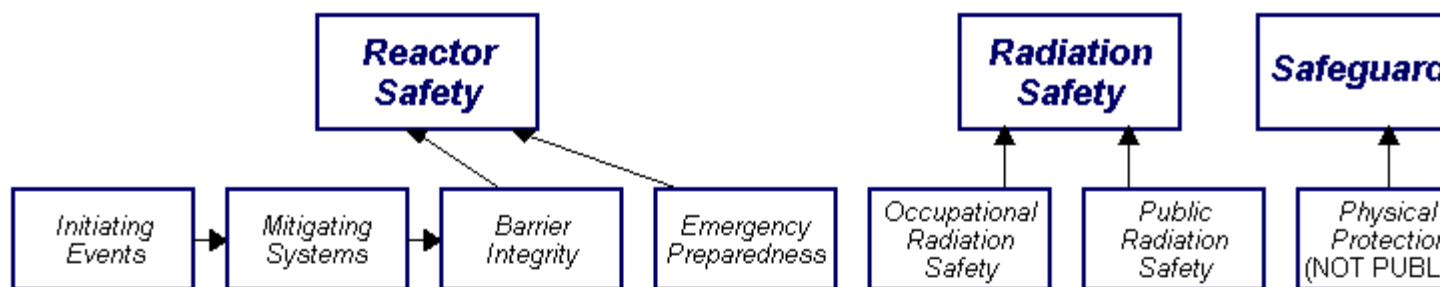
Comanche Peak 1 1Q/2005 Performance Summary



Performance Indicators

Unplanned Scrams (G)	Emergency AC Power System Unavailability (G)	Reactor Coolant System Activity (G)	Drill/Exercise Performance (G)	Occupational Exposure Control Effectiveness (G)	RETS/DDCM Radiological Effluent (G)
Scrams With Loss of Normal Heat Removal (G)	High Pressure Injection System Unavailability (G)	Reactor Coolant System Leakage (G)	ERO Drill Participation (G)		
Unplanned Power Changes (G)	Heat Removal System Unavailability (G)		Alert and Notification System (G)		
	Residual Heat Removal System Unavailability (G)				
	Safety System Functional Failures (G)				

Last Modified: June 17, 2005



Most Significant Inspection Findings

	Initiating Events	Mitigating Systems	Barrier Integrity	Emergency Preparedness	Occupational Radiation Safety	Public Radiation Safety	Physical Protection (NOT PUBL)
1Q/2005	No findings this quarter	No findings this quarter	No findings this quarter	No findings this quarter	No findings this quarter	No findings this quarter	No findings this quarter
4Q/2004	No findings this quarter	G	No findings this quarter	No findings this quarter	No findings this quarter	G	No findings this quarter
3Q/2004	No findings this quarter	No findings this quarter	No findings this quarter	No findings this quarter	No findings this quarter	No findings this quarter	No findings this quarter
2Q/2004	No findings this quarter	No findings this quarter	No findings this quarter	No findings this quarter	G	No findings this quarter	No findings this quarter

Miscellaneous findings

Additional Inspection & Assessment Information

◆ **Assessment Reports/Inspection Plans:**

- 1Q/2005
- 4Q/2004
- 3Q/2004
- 2Q/2004

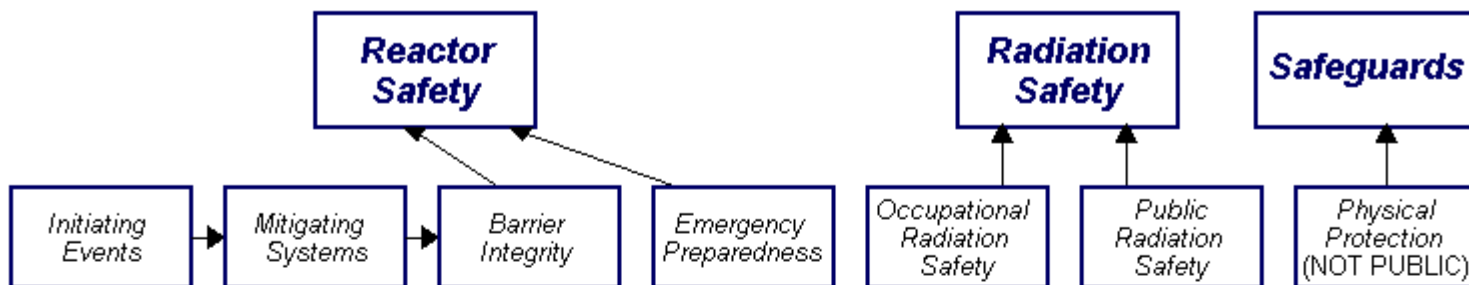
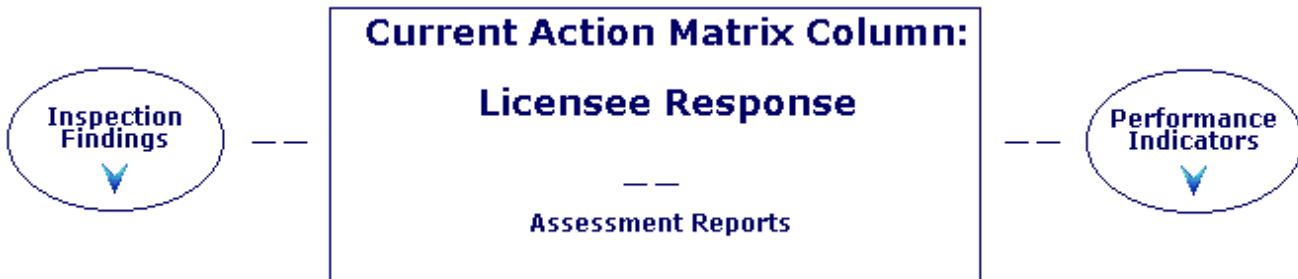
◆ **Cross Reference Of Assessment Reports**

◆ **List of Inspection Reports**

◆ **List of Assessment Letters/Inspection Plans**

Last Modified: June 17, 2005

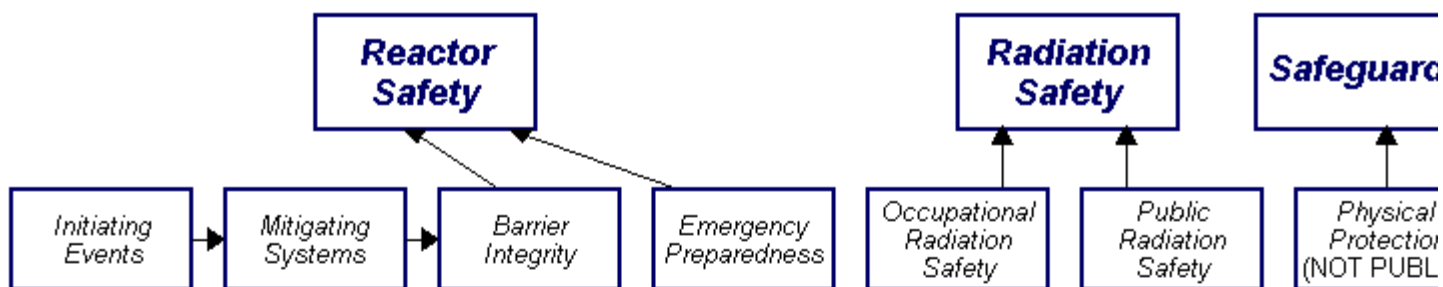
Comanche Peak 1 2Q/2005 Performance Summary



Performance Indicators

Unplanned Scrams (G)	Emergency AC Power System Unavailability (G)	Reactor Coolant System Activity (G)	Drill/Exercise Performance (G)	Occupational Exposure Control Effectiveness (G)	RETS/DDCM Radiological Effluent (G)
Scrams With Loss of Normal Heat Removal (G)	High Pressure Injection System Unavailability (G)	Reactor Coolant System Leakage (G)	ERO Drill Participation (G)		
Unplanned Power Changes (G)	Heat Removal System Unavailability (G)		Alert and Notification System (G)		
	Residual Heat Removal System Unavailability (G)				
	Safety System Functional Failures (G)				

Last Modified: August 3, 2005



Most Significant Inspection Findings

	Initiating Events	Mitigating Systems	Barrier Integrity	Emergency Preparedness	Occupational Radiation Safety	Public Radiation Safety	Physical Protection (NOT PUBL)
2Q/2005	No findings this quarter	G	No findings this quarter	No findings this quarter	No findings this quarter	No findings this quarter	No findings this quarter
1Q/2005	No findings this quarter	No findings this quarter	No findings this quarter	No findings this quarter	No findings this quarter	No findings this quarter	No findings this quarter
4Q/2004	No findings this quarter	G	No findings this quarter	No findings this quarter	No findings this quarter	No findings this quarter	G
3Q/2004	No findings this quarter	No findings this quarter	No findings this quarter	No findings this quarter	No findings this quarter	No findings this quarter	No findings this quarter

Miscellaneous findings

Additional Inspection & Assessment Information

◆ **Assessment Reports/Inspection Plans:**

- 2Q/2005
- 1Q/2005
- 4Q/2004
- 3Q/2004

◆ **Cross Reference Of Assessment Reports**

◆ **List of Inspection Reports**

◆ **List of Assessment Letters/Inspection Plans**

Last Modified: August 24, 2005

Comanche Peak 1 3Q/2005 Performance Summary



Performance Indicators

Unplanned Scrams (G)	Emergency AC Power System Unavailability (G)	Reactor Coolant System Activity (G)	Drill/Exercise Performance (G)	Occupational Exposure Control Effectiveness (G)	RETS/DDCM Radiological Effluent (G)
Scrams With Loss of Normal Heat Removal (G)	High Pressure Injection System Unavailability (G)	Reactor Coolant System Leakage (G)	ERO Drill Participation (G)		
Unplanned Power Changes (G)	Heat Removal System Unavailability (G)		Alert and Notification System (G)		
	Residual Heat Removal System Unavailability (G)				
	Safety System Functional Failures (G)				

Last Modified: November 3, 2005



Most Significant Inspection Findings

	Initiating Events	Mitigating Systems	Barrier Integrity	Emergency Preparedness	Occupational Radiation Safety	Public Radiation Safety	Physical Protection (NOT PUBL)
3Q/2005	No findings this quarter	G	No findings this quarter	No findings this quarter	No findings this quarter	No findings this quarter	No findings this quarter
2Q/2005	No findings this quarter	G	No findings this quarter	No findings this quarter	No findings this quarter	No findings this quarter	No findings this quarter
1Q/2005	No findings this quarter	G	No findings this quarter	No findings this quarter	No findings this quarter	No findings this quarter	No findings this quarter
4Q/2004	No findings this quarter	G	No findings this quarter	No findings this quarter	No findings this quarter	No findings this quarter	G

Miscellaneous findings

Additional Inspection & Assessment Information

◆ **Assessment Reports/Inspection Plans:**

- 3Q/2005
- 2Q/2005
- 1Q/2005
- 4Q/2004

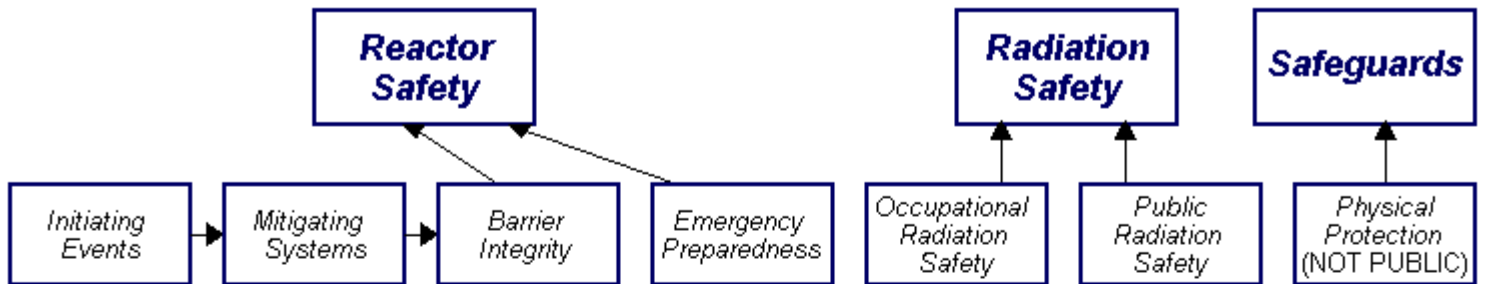
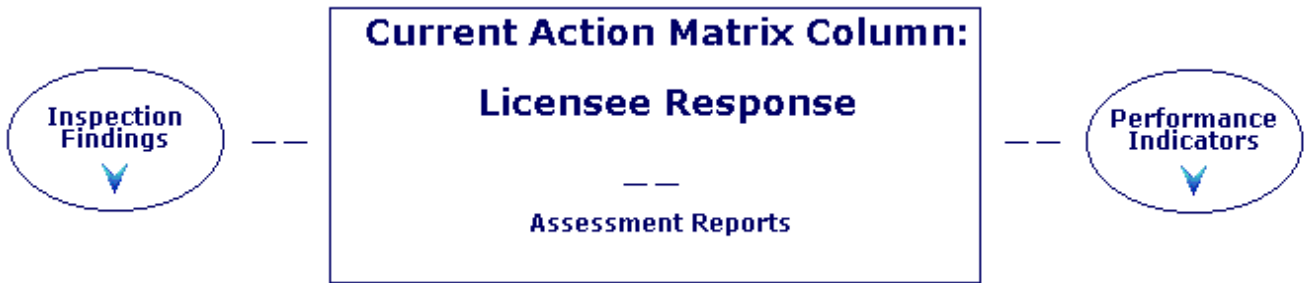
◆ **Cross Reference Of Assessment Reports**

◆ **List of Inspection Reports**

◆ **List of Assessment Letters/Inspection Plans**

Last Modified: November 30, 2005

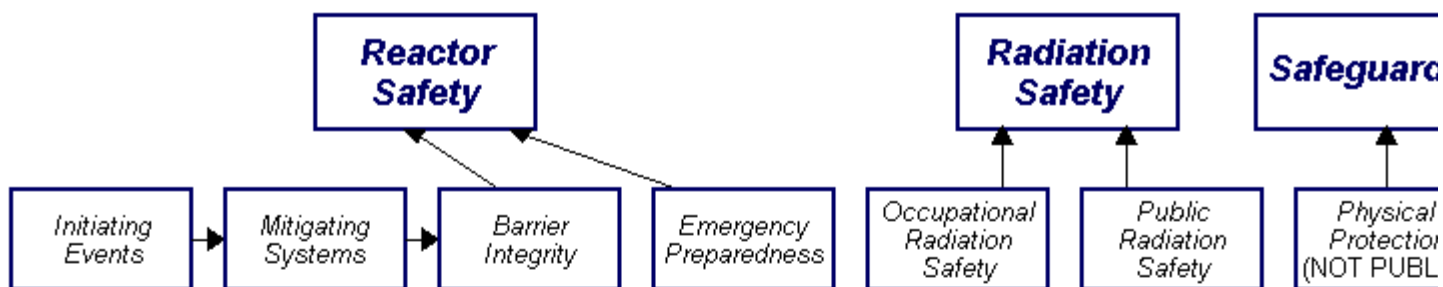
Comanche Peak 1 4Q/2005 Performance Summary



Performance Indicators

Unplanned Scrams (G)	Emergency AC Power System Unavailability (G)	Reactor Coolant System Activity (G)	Drill/Exercise Performance (G)	Occupational Exposure Control Effectiveness (G)	RETS/DDCM Radiological Effluent (G)
Scrams With Loss of Normal Heat Removal (G)	High Pressure Injection System Unavailability (G)	Reactor Coolant System Leakage (G)	ERO Drill Participation (G)		
Unplanned Power Changes (G)	Heat Removal System Unavailability (G)		Alert and Notification System (G)		
	Residual Heat Removal System Unavailability (G)				
	Safety System Functional Failures (G)				

Last Modified: January 30, 2006



Most Significant Inspection Findings

	Initiating Events	Mitigating Systems	Barrier Integrity	Emergency Preparedness	Occupational Radiation Safety	Public Radiation Safety
4Q/2005	No findings this quarter	G	G	No findings this quarter	No findings this quarter	No findings this quarter
3Q/2005	No findings this quarter	G	No findings this quarter	No findings this quarter	No findings this quarter	No findings this quarter
2Q/2005	No findings this quarter	G	No findings this quarter	No findings this quarter	No findings this quarter	No findings this quarter
1Q/2005	No findings this quarter	G	No findings this quarter	No findings this quarter	No findings this quarter	No findings this quarter

Miscellaneous findings

Additional Inspection & Assessment Information

◆ **Assessment Reports/Inspection Plans:**

- 4Q/2005
- 3Q/2005
- 2Q/2005
- 1Q/2005

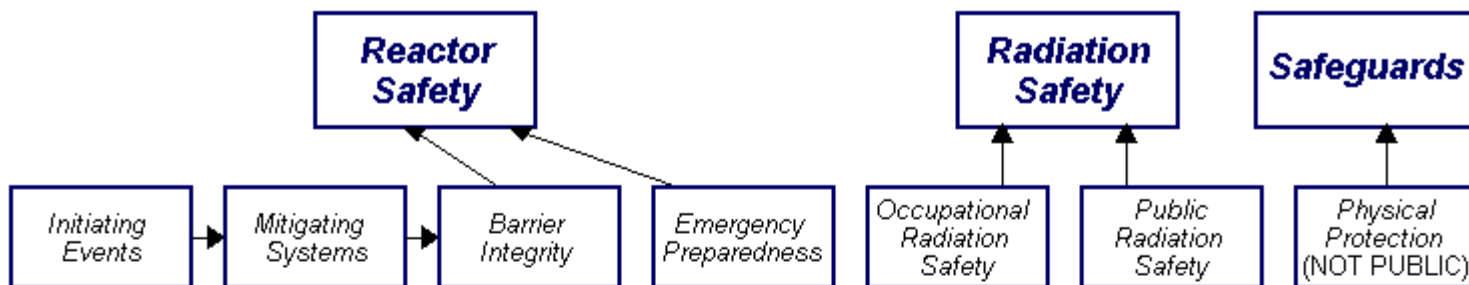
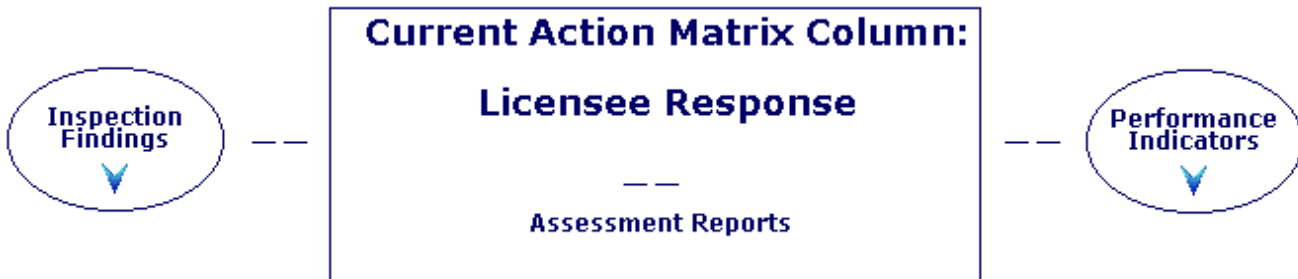
◆ **Cross Reference Of Assessment Reports**

◆ **List of Inspection Reports**

◆ **List of Assessment Letters/Inspection Plans**

Last Modified: March 3, 2006

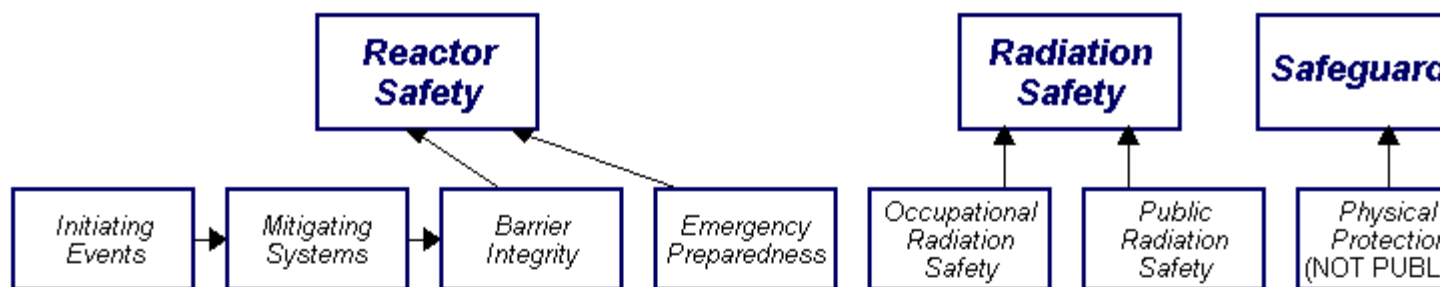
Comanche Peak 1 1Q/2006 Performance Summary



Performance Indicators

Unplanned Scrams (G)	Emergency AC Power System Unavailability (G)	Reactor Coolant System Activity (G)	Drill/Exercise Performance (G)	Occupational Exposure Control Effectiveness (G)	RETS/DDCM Radiological Effluent (G)
Scrams With Loss of Normal Heat Removal (G)	High Pressure Injection System Unavailability (G)	Reactor Coolant System Leakage (G)	ERO Drill Participation (G)		
Unplanned Power Changes (G)	Heat Removal System Unavailability (G)		Alert and Notification System (G)		
	Residual Heat Removal System Unavailability (G)				
	Safety System Functional Failures (G)				

Last Modified: May 5, 2006



Most Significant Inspection Findings

	Initiating Events	Mitigating Systems	Barrier Integrity	Emergency Preparedness	Occupational Radiation Safety	Public Radiation Safety
1Q/2006	No findings this quarter	G	No findings this quarter	No findings this quarter	No findings this quarter	No findings this quarter
4Q/2005	No findings this quarter	G	G	No findings this quarter	No findings this quarter	No findings this quarter
3Q/2005	No findings this quarter	G	No findings this quarter	No findings this quarter	No findings this quarter	No findings this quarter
2Q/2005	No findings this quarter	G	No findings this quarter	No findings this quarter	No findings this quarter	No findings this quarter

Miscellaneous findings

Additional Inspection & Assessment Information

◆ **Assessment Reports/Inspection Plans:**

- 1Q/2006
- 4Q/2005
- 3Q/2005
- 2Q/2005

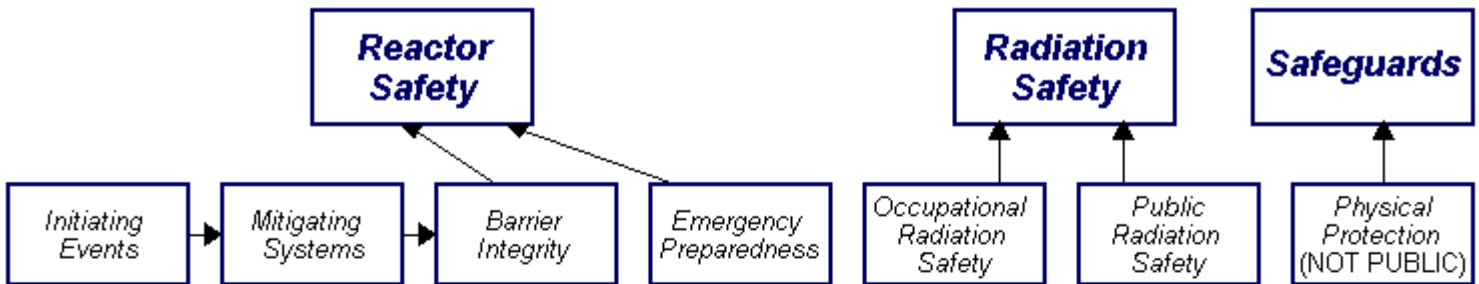
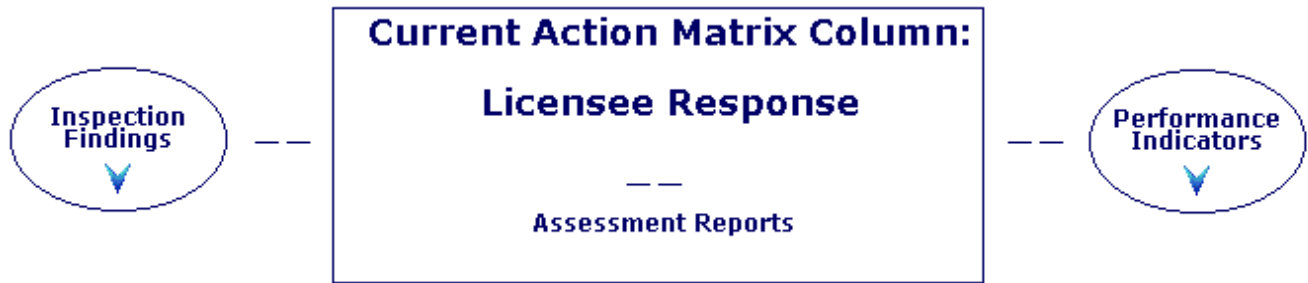
◆ **Cross Reference Of Assessment Reports**

◆ **List of Inspection Reports**

◆ **List of Assessment Letters/Inspection Plans**

Last Modified: May 25, 2006

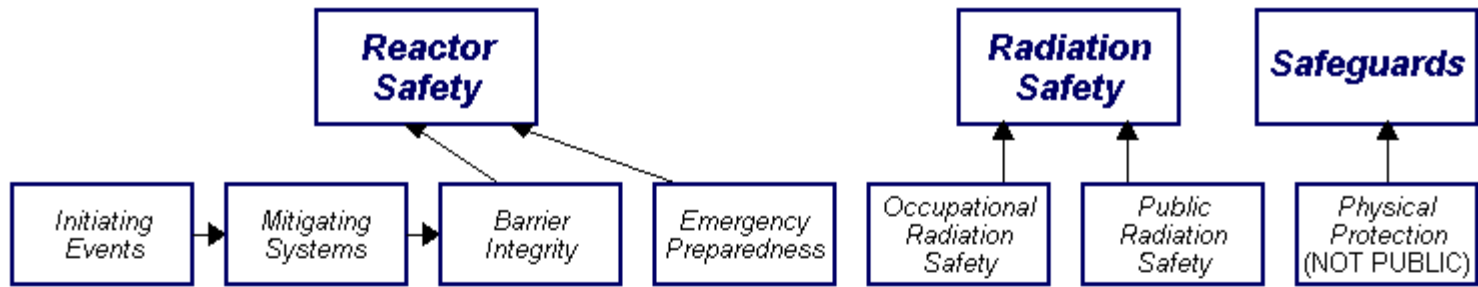
Comanche Peak 1 2Q/2006 Performance Summary



Performance Indicators

Unplanned Sorams (G)	Safety System Functional Failures (G)	Reactor Coolant System Activity (G)	Drill/Exercise Performance (G)	Occupational Exposure Control Effectiveness (G)	RETS/ODCM Radiological Effluent (G)
Sorams With Loss of Normal Heat Removal (G)	Emergency AC Power System (G)	Reactor Coolant System Leakage (G)	ERO Drill Participation (G)		
Unplanned Power Changes (G)	High Pressure Injection System (G)		Alert and Notification System (G)		
	Heat Removal System (G)				
	Residual Heat Removal System (G)				
	Cooling Water Systems (G)				

Last Modified: August 2, 2006



Most Significant Inspection Findings

Quarter	Initiating Events	Mitigating Systems	Barrier Integrity	Emergency Preparedness	Occupational Radiation Safety	Public Radiation Safety	Physical Protection (NOT PUBLIC)
2Q/2006	No findings this quarter	G	No findings this quarter	No findings this quarter	G	No findings this quarter	No findings this quarter
1Q/2006	No findings this quarter	G	No findings this quarter	No findings this quarter	No findings this quarter	No findings this quarter	No findings this quarter
4Q/2005	No findings this quarter	G	G	No findings this quarter	No findings this quarter	No findings this quarter	No findings this quarter
3Q/2005	No findings this quarter	G	No findings this quarter	No findings this quarter	No findings this quarter	No findings this quarter	No findings this quarter

Miscellaneous findings

Additional Inspection & Assessment Information

◆ **Assessment Reports/Inspection Plans:**

- 2Q/2006
- 1Q/2006
- 4Q/2005
- 3Q/2005

◆ **Cross Reference Of Assessment Reports**

◆ **List of Inspection Reports**

- ◆ **List of Assessment Letters/Inspection Plans**
- ◆ **Baseline Inspection Completion Information**

Last Modified: August 25, 2006

Comanche Peak 1 3Q/2006 Performance Summary



Performance Indicators

Unplanned Scrams (G)	Safety System Functional Failures (G)	Reactor Coolant System Activity (G)	Drill/Exercise Performance (G)	Occupational Exposure Control Effectiveness (G)	RETS/ODCM Radiological Effluent (G)
Scrams With Loss of Normal Heat Removal (G)	Emergency AC Power System (G)	Reactor Coolant System Leakage (G)	ERO Drill Participation (G)		
Unplanned Power Changes (G)	High Pressure Injection System (G)		Alert and Notification System (G)		
	Heat Removal System (G)				
	Residual Heat Removal System (G)				
	Cooling Water Systems (G)				

Last Modified: November 6, 2006



Most Significant Inspection Findings

3Q/2006	No findings this quarter	No findings this quarter	No findings this quarter	No findings this quarter	No findings this quarter	No findings this quarter
2Q/2006	No findings this quarter	G	No findings this quarter	No findings this quarter	G	No findings this quarter
1Q/2006	No findings this quarter	G	No findings this quarter	No findings this quarter	No findings this quarter	No findings this quarter
4Q/2005	No findings this quarter	G	G	No findings this quarter	No findings this quarter	No findings this quarter

Miscellaneous findings

Additional Inspection & Assessment Information

◆ **Assessment Reports/Inspection Plans:**

- 3Q/2006
- 2Q/2006
- 1Q/2006
- 4Q/2005

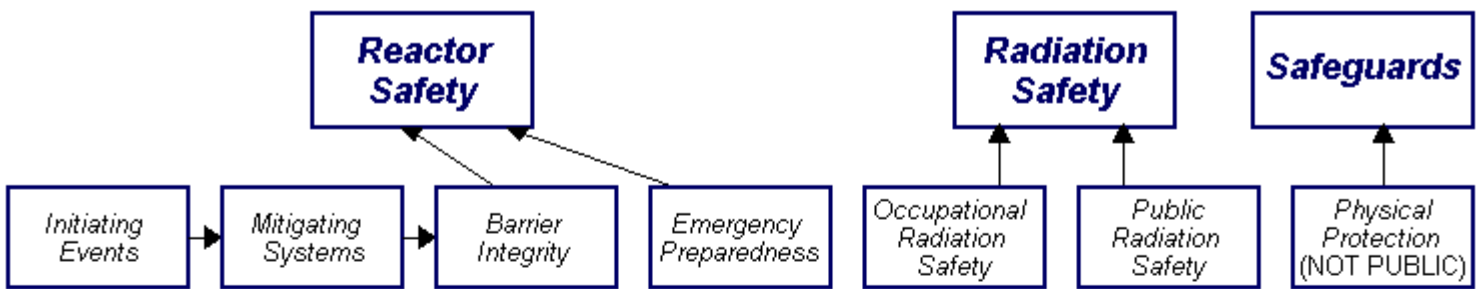
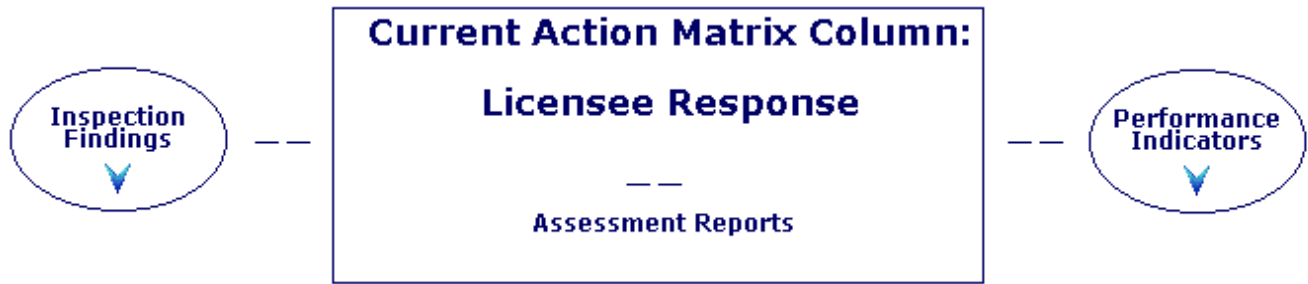
◆ **Cross Reference Of Assessment Reports**

◆ **List of Inspection Reports**

- ◆ **List of Assessment Letters/Inspection Plans**
- ◆ **Baseline Inspection Completion Information**

Last Modified: December 13, 2006

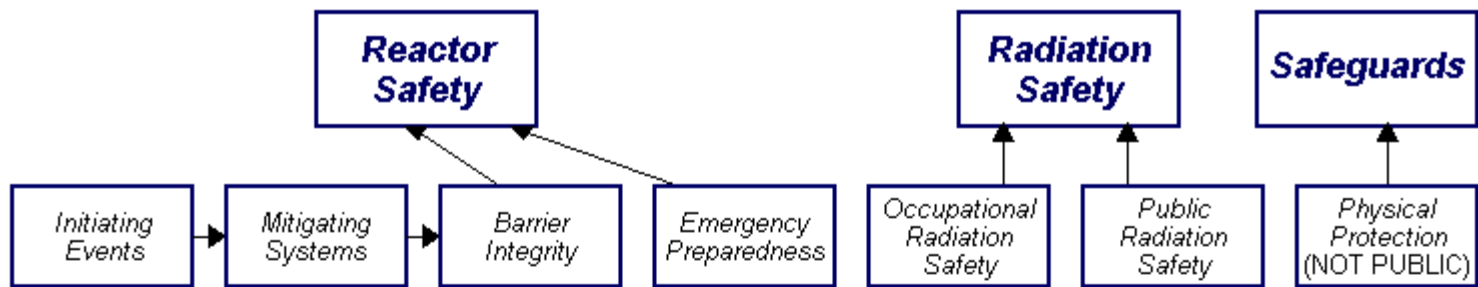
Comanche Peak 1 4Q/2006 Performance Summary



Performance Indicators

Unplanned Scrams (G)	Safety System Functional Failures (G)	Reactor Coolant System Activity (G)	Drill/Exercise Performance (G)	Occupational Exposure Control Effectiveness (G)	RETS/ODCM Radiological Effluent (G)
Scrams With Loss of Normal Heat Removal (G)	Emergency AC Power System (G)	Reactor Coolant System Leakage (G)	ERO Drill Participation (G)		
Unplanned Power Changes (G)	High Pressure Injection System (G)		Alert and Notification System (G)		
	Heat Removal System (G)				
	Residual Heat Removal System (G)				
	Cooling Water Systems (G)				

Last Modified: February 6, 2007



Most Significant Inspection Findings

Quarter	Initiating Events	Mitigating Systems	Barrier Integrity	Emergency Preparedness	Occupational Radiation Safety	Public Radiation Safety	Physical Protection (NOT PUBLIC)
4Q/2006	No findings this quarter	G	No findings this quarter	No findings this quarter	No findings this quarter	No findings this quarter	No findings this quarter
3Q/2006	No findings this quarter	No findings this quarter	No findings this quarter	No findings this quarter	No findings this quarter	No findings this quarter	No findings this quarter
2Q/2006	No findings this quarter	G	No findings this quarter	No findings this quarter	G	No findings this quarter	No findings this quarter
1Q/2006	No findings this quarter	G	No findings this quarter	No findings this quarter	No findings this quarter	No findings this quarter	G

Miscellaneous findings

Additional Inspection & Assessment Information

◆ **Assessment Reports/Inspection Plans:**

- 4Q/2006
- 3Q/2006
- 2Q/2006
- 1Q/2006

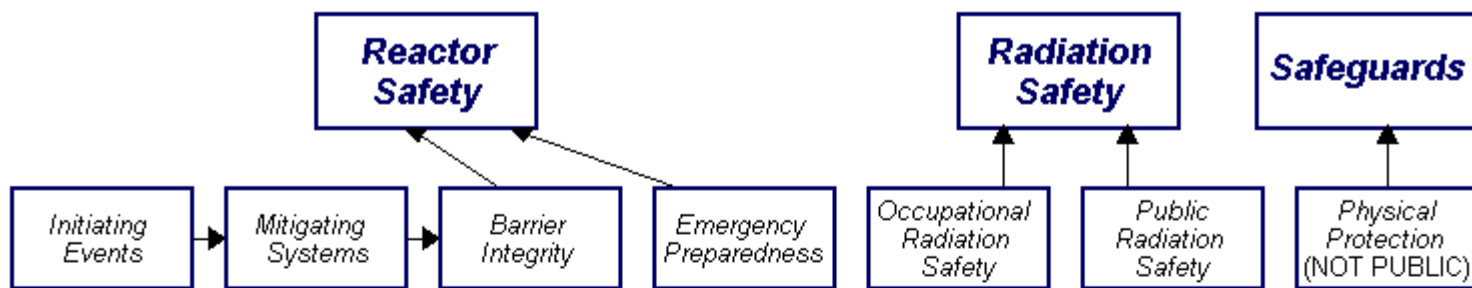
◆ **Cross Reference Of Assessment Reports**

◆ **List of Inspection Reports**

- ◆ **List of Assessment Letters/Inspection Plans**
- ◆ **Baseline Inspection Completion Information**

Last Modified: March 1, 2007

Comanche Peak 1 1Q/2007 Performance Summary

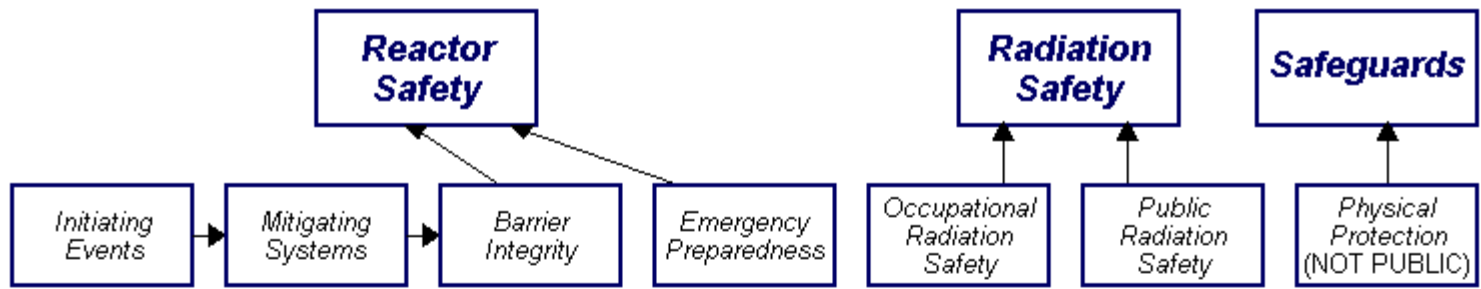


Performance Indicators

Unplanned Scrams (G)	Safety System Functional Failures (G)	Reactor Coolant System Activity (G)	Drill/Exercise Performance (G)	Occupational Exposure Control Effectiveness (G)	RETS/ODCM Radiological Effluent (G)
Scrams With Loss of Normal Heat Removal (G)	Emergency AC Power System (G)	Reactor Coolant System Leakage (G)	ERD Drill Participation (G)		
Unplanned Power Changes (G)	High Pressure Injection System (G)		Alert and Notification System (G)		
	Heat Removal System (G)				
	Residual Heat Removal System (G)				
	Cooling Water Systems (G)				

Last Modified: June 1, 2007

Legend: R=Red W=White T=Thresholds under development N=Not Applicable
 Y=Yellow G=Green I=Insufficient data to calculate PI U=Unique Design



Most Significant Inspection Findings

	Initiating Events	Mitigating Systems	Barrier Integrity	Emergency Preparedness	Occupational Radiation Safety	Public Radiation Safety	Physical Protection (NOT PUBLIC)
1Q/2007	No findings this quarter	No findings this quarter	No findings this quarter	No findings this quarter	No findings this quarter	No findings this quarter	No findings this quarter
4Q/2006	No findings this quarter	G	No findings this quarter	No findings this quarter	G	No findings this quarter	No findings this quarter
3Q/2006	No findings this quarter	No findings this quarter	No findings this quarter	No findings this quarter	No findings this quarter	No findings this quarter	No findings this quarter
2Q/2006	No findings this quarter	G	No findings this quarter	No findings this quarter	G	No findings this quarter	No findings this quarter

Miscellaneous findings

Additional Inspection & Assessment Information

◆ **Assessment Reports/Inspection Plans:**

- 1Q/2007
- 4Q/2006
- 3Q/2006
- 2Q/2006

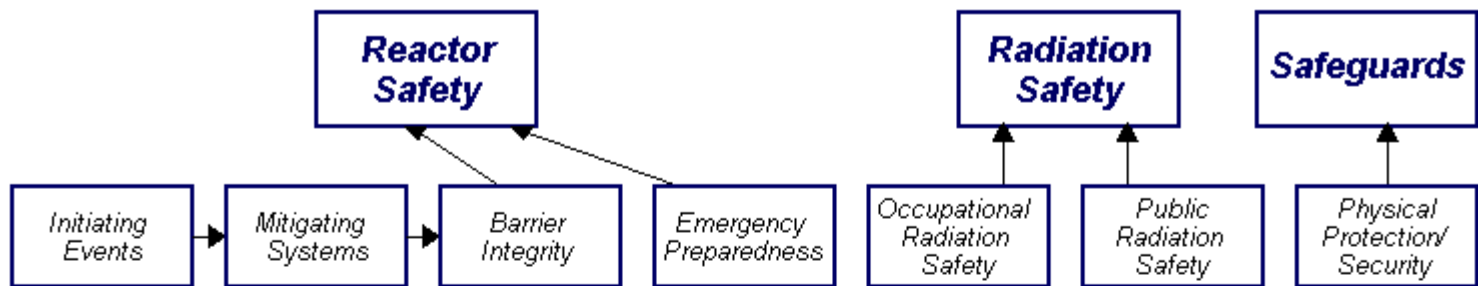
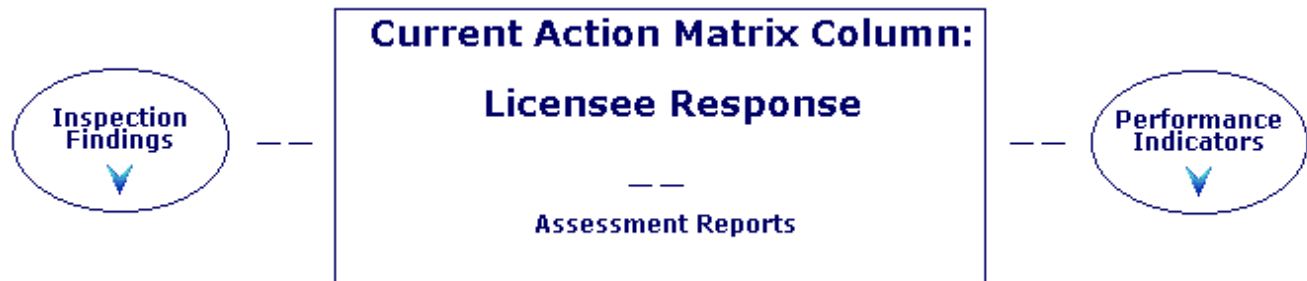
◆ **Cross Reference Of Assessment Reports**

◆ **List of Inspection Reports**

- ◆ **List of Assessment Letters/Inspection Plans**
- ◆ **Baseline Inspection Completion Information**

Last Modified: June 1, 2007

Comanche Peak 1 2Q/2007 Performance Summary

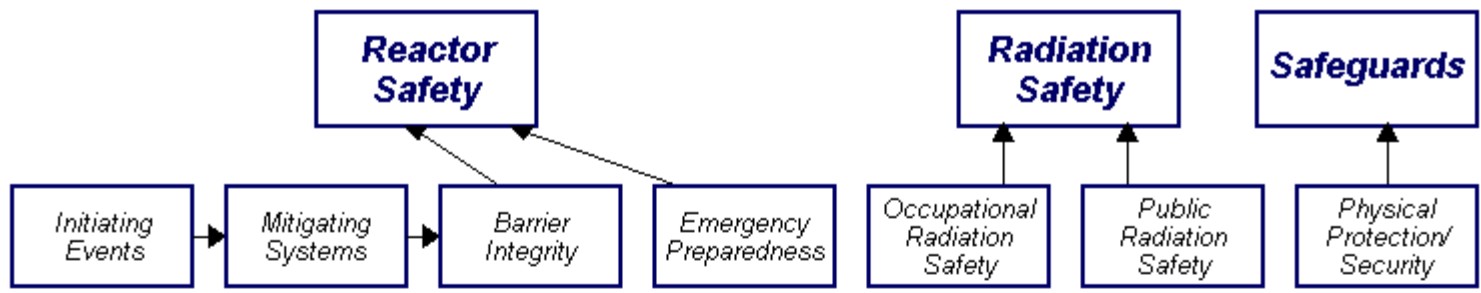


Performance Indicators

Unplanned Scrams (G)	Safety System Functional Failures (G)	Reactor Coolant System Activity (G)	Drill/Exercise Performance (G)	Occupational Exposure Control Effectiveness (G)	RETS/ODCM Radiological Effluent (G)
Scrams With Loss of Normal Heat Removal (G)	Emergency AC Power System (G)	Reactor Coolant System Leakage (G)	ERD Drill Participation (G)		
Unplanned Power Changes (G)	High Pressure Injection System (G)		Alert and Notification System (G)		
	Heat Removal System (G)				
	Residual Heat Removal System (G)				
	Cooling Water Systems (G)				

Last Modified: August 6, 2007

Legend: R=Red W=White T=Thresholds under development N=Not Applicable
 Y=Yellow G=Green I=Insufficient data to calculate PI U=Unique Design



Most Significant Inspection Findings

	Initiating Events	Mitigating Systems	Barrier Integrity	Emergency Preparedness	Occupational Radiation Safety	Public Radiation Safety	Physical Protection/Security
2Q/2007	No findings this quarter	No findings this quarter	No findings this quarter	No findings this quarter	No findings this quarter	No findings this quarter	No findings this quarter
1Q/2007	No findings this quarter	No findings this quarter	No findings this quarter	No findings this quarter	No findings this quarter	No findings this quarter	No findings this quarter
4Q/2006	No findings this quarter	G	No findings this quarter	No findings this quarter	G	No findings this quarter	No findings this quarter
3Q/2006	No findings this quarter	No findings this quarter	No findings this quarter	No findings this quarter	No findings this quarter	No findings this quarter	No findings this quarter

Miscellaneous findings

Additional Inspection & Assessment Information

◆ **Assessment Reports/Inspection Plans:**

- 2Q/2007
- 1Q/2007
- 4Q/2006
- 3Q/2006

◆ **Cross Reference Of Assessment Reports**

◆ **List of Inspection Reports (IR)**

- ◆ List of Security IR Cover Letters
- ◆ List of Assessment Letters/Inspection Plans
- ◆ Baseline Inspection Completion Information

Last Modified: August 24, 2007

Comanche Peak 1 3Q/2007 Performance Summary



Performance Indicators

Unplanned Scrams (G)	Safety System Functional Failures (G)	Reactor Coolant System Activity (G)	Drill/Exercise Performance (G)	Occupational Exposure Control Effectiveness (G)	RETS/ODCM Radiological Effluent (G)
Unplanned Power Changes (G)	Emergency AC Power System (G)	Reactor Coolant System Leakage (G)	ERD Drill Participation (G)		
Unplanned Scrams with Complications (G)	High Pressure Injection System (G)		Alert and Notification System (G)		
	Heat Removal System (G)				
	Residual Heat Removal System (G)				
	Cooling Water Systems (G)				

Last Modified: December 7, 2007

Legend: R=Red W=White T=Thresholds under development N=Not Applicable
 Y=Yellow G=Green I=Insufficient data to calculate PI U=Unique Design



Most Significant Inspection Findings

Quarter	Reactor Safety	Mitigating Systems	Barrier Integrity	Emergency Preparedness	Radiation Safety	Safeguards
3Q/2007	G	No findings this quarter	No findings this quarter	No findings this quarter	No findings this quarter	No findings this quarter
2Q/2007	G	No findings this quarter	No findings this quarter	No findings this quarter	G	No findings this quarter
1Q/2007	No findings this quarter	No findings this quarter	No findings this quarter	No findings this quarter	No findings this quarter	No findings this quarter
4Q/2006	No findings this quarter	G	No findings this quarter	No findings this quarter	G	No findings this quarter

Miscellaneous findings

Additional Inspection & Assessment Information

◆ **Assessment Reports/Inspection Plans:**

- 3Q/2007
- 2Q/2007
- 1Q/2007
- 4Q/2006

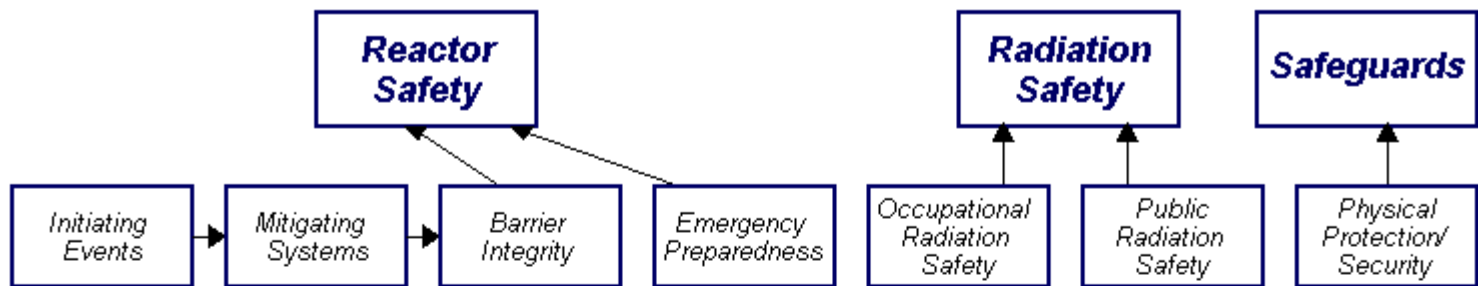
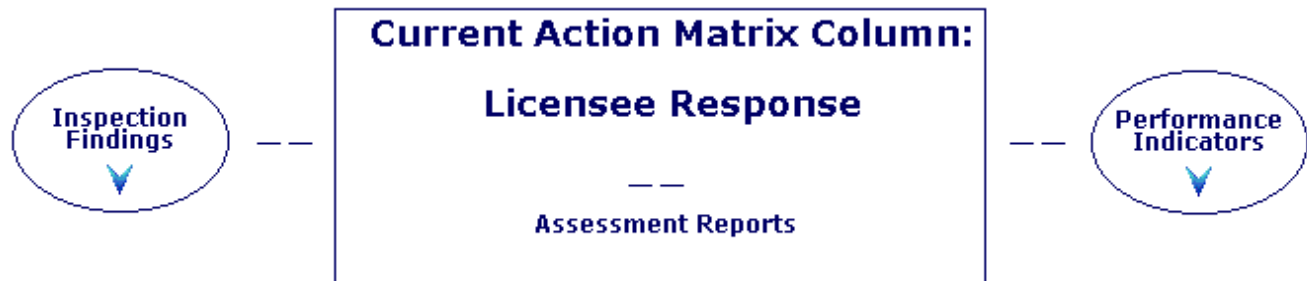
◆ **Cross Reference Of Assessment Reports**

◆ **List of Inspection Reports (IR)**

- ◆ List of Security IR Cover Letters
- ◆ List of Assessment Letters/Inspection Plans
- ◆ Baseline Inspection Completion Information

Last Modified: December 7, 2007

Comanche Peak 1 4Q/2007 Performance Summary

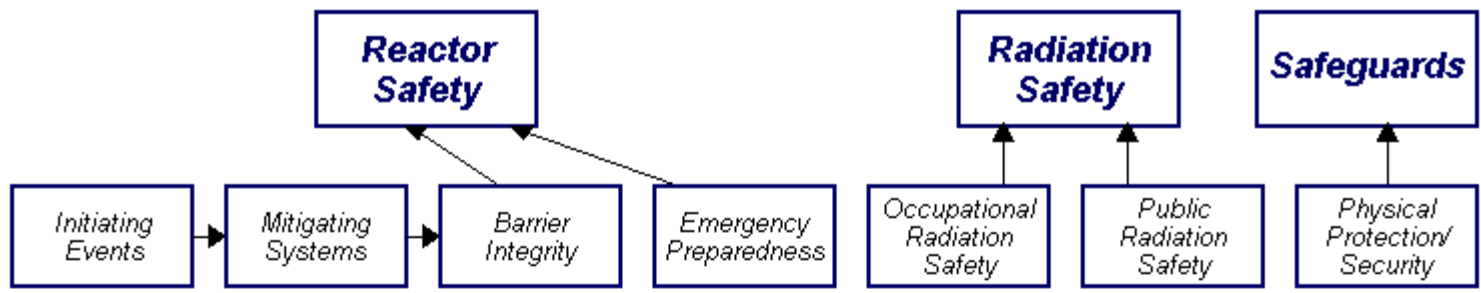


Performance Indicators

Unplanned Scrams (G)	Safety System Functional Failures (G)	Reactor Coolant System Activity (G)	Drill/Exercise Performance (G)	Occupational Exposure Control Effectiveness (G)	RETS/ODCM Radiological Effluent (G)
Unplanned Power Changes (G)	Emergency AC Power System (G)	Reactor Coolant System Leakage (G)	ERD Drill Participation (G)		
Unplanned Scrams with Complications (G)	High Pressure Injection System (G)		Alert and Notification System (G)		
	Heat Removal System (G)				
	Residual Heat Removal System (G)				
	Cooling Water Systems (G)				

Last Modified: February 4, 2008

Legend: R=Red W=White T=Thresholds under development N=Not Applicable
 Y=Yellow G=Green I=Insufficient data to calculate PI U=Unique Design



Most Significant Inspection Findings

	Initiating Events	Mitigating Systems	Barrier Integrity	Emergency Preparedness	Occupational Radiation Safety	Public Radiation Safety	Physical Protection/Security
4Q/2007	No findings this quarter	No findings this quarter	No findings this quarter	No findings this quarter	No findings this quarter	No findings this quarter	No findings this quarter
3Q/2007	G	No findings this quarter	No findings this quarter	No findings this quarter	No findings this quarter	No findings this quarter	No findings this quarter
2Q/2007	G	No findings this quarter	No findings this quarter	No findings this quarter	G	No findings this quarter	No findings this quarter
1Q/2007	No findings this quarter	No findings this quarter	No findings this quarter	No findings this quarter	No findings this quarter	No findings this quarter	No findings this quarter

Miscellaneous findings

Additional Inspection & Assessment Information

◆ **Assessment Reports/Inspection Plans:**

- 4Q/2007
- 3Q/2007
- 2Q/2007
- 1Q/2007

◆ **Cross Reference Of Assessment Reports**

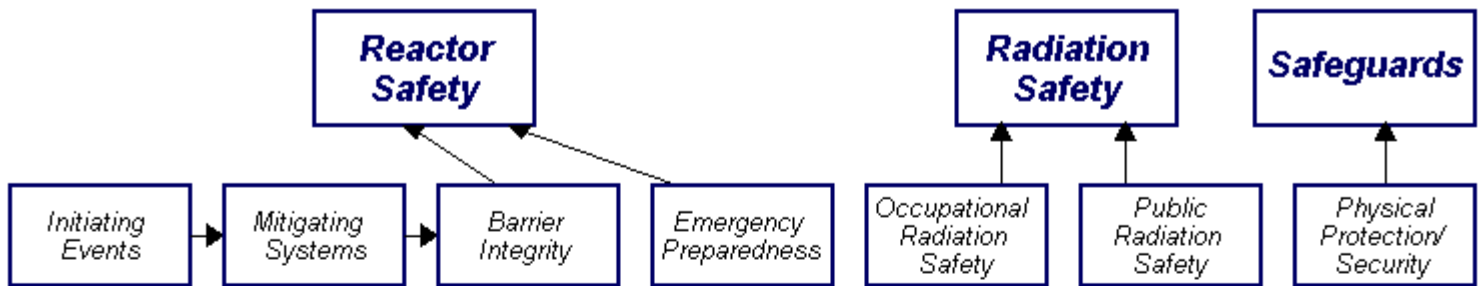
◆ **List of Inspection Reports (IR)**

- ◆ List of Security IR Cover Letters
- ◆ List of Assessment Letters/Inspection Plans
- ◆ Baseline Inspection Completion Information

Last Modified: February 4, 2008

Comanche Peak 1

1Q/2008 Performance Summary

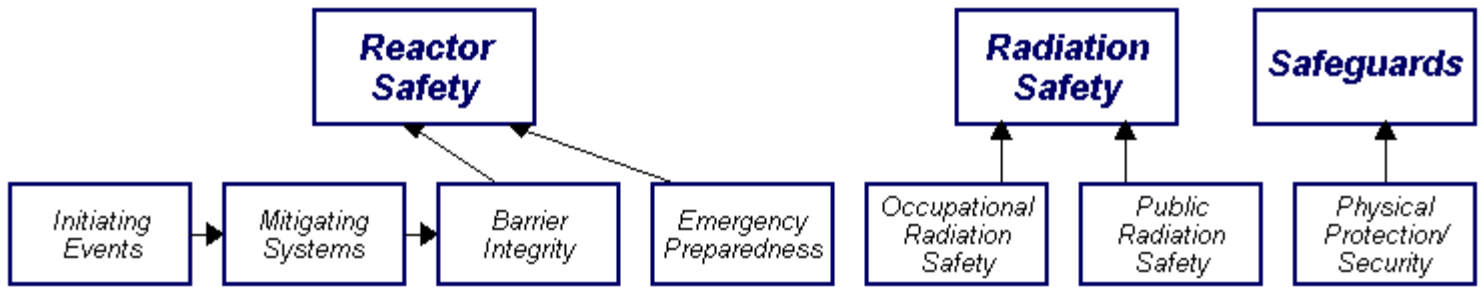


Performance Indicators

Unplanned Scrams (G)	Safety System Functional Failures (G)	Reactor Coolant System Activity (G)	Drill/Exercise Performance (G)	Occupational Exposure Control Effectiveness (G)	RETS/ODCM Radiological Effluent (G)
Unplanned Power Changes (G)	Emergency AC Power System (G)	Reactor Coolant System Leakage (G)	ERD Drill Participation (G)		
Unplanned Scrams with Complications (G)	High Pressure Injection System (G)		Alert and Notification System (G)		
	Heat Removal System (G)				
	Residual Heat Removal System (G)				
	Cooling Water Systems (G)				

Last Modified: April 30, 2008

Legend: R=Red W=White T=Thresholds under development N=Not Applicable
Y=Yellow G=Green I=Insufficient data to calculate PI U=Unique Design



Most Significant Inspection Findings

	Initiating Events	Mitigating Systems	Barrier Integrity	Emergency Preparedness	Occupational Radiation Safety	Public Radiation Safety	Physical Protection/Security
1Q/2008	No findings this quarter	W (1)	No findings this quarter	No findings this quarter	No findings this quarter	G	No findings this quarter
4Q/2007	No findings this quarter	No findings this quarter	No findings this quarter	No findings this quarter	G	No findings this quarter	No findings this quarter
3Q/2007	G	No findings this quarter	No findings this quarter	No findings this quarter	No findings this quarter	No findings this quarter	No findings this quarter
2Q/2007	G	No findings this quarter	No findings this quarter	No findings this quarter	G	No findings this quarter	No findings this quarter

Miscellaneous findings

Additional Inspection & Assessment Information

◆ **Assessment Reports/Inspection Plans:**

1Q/2008

4Q/2007

3Q/2007

2Q/2007

◆ **Cross Reference Of Assessment Reports**

◆ **List of Inspection Reports (IR)**

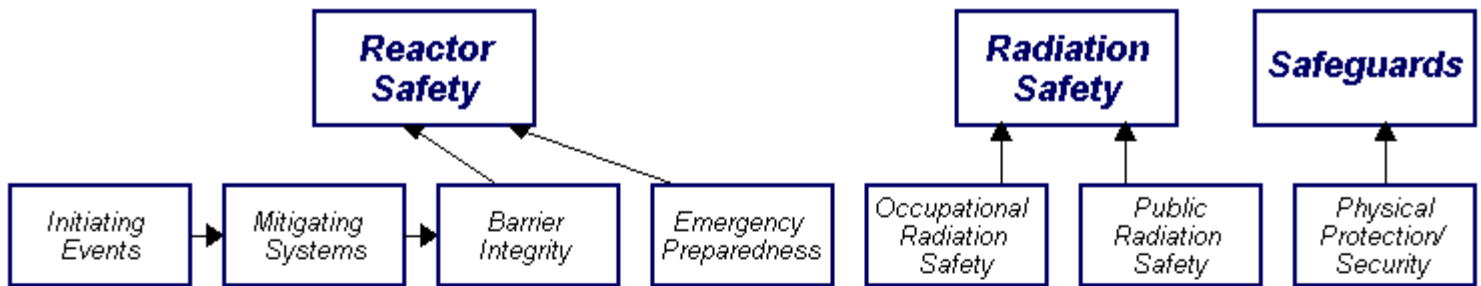
◆ **List of Security IR Cover Letters**

◆ **List of Assessment Letters/Inspection Plans**

◆ **Baseline Inspection Completion Information**

Last Modified: June 5, 2008

Comanche Peak 1 2Q/2008 Performance Summary

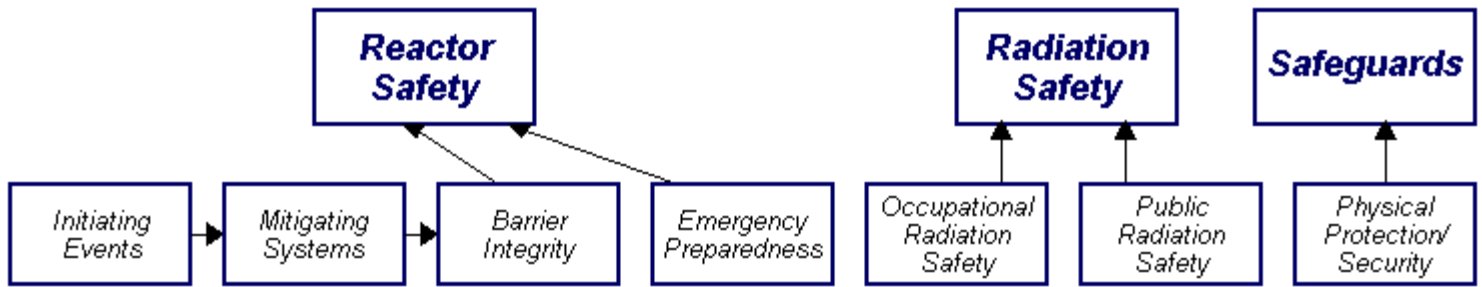


Performance Indicators

Unplanned Scrams (G)	Safety System Functional Failures (G)	Reactor Coolant System Activity (G)	Drill/Exercise Performance (G)	Occupational Exposure Control Effectiveness (G)	RETS/ODCM Radiological Effluent (G)
Unplanned Power Changes (G)	Emergency AC Power System (G)	Reactor Coolant System Leakage (G)	ERD Drill Participation (G)		
Unplanned Scrams with Complications (G)	High Pressure Injection System (G)		Alert and Notification System (G)		
	Heat Removal System (G)				
	Residual Heat Removal System (G)				
	Cooling Water Systems (G)				

Last Modified: August 4, 2008

Legend: R=Red W=White T=Thresholds under development N=Not Applicable
 Y=Yellow G=Green I=Insufficient data to calculate PI U=Unique Design



Most Significant Inspection Findings

	Initiating Events	Mitigating Systems	Barrier Integrity	Emergency Preparedness	Occupational Radiation Safety	Public Radiation Safety	Physical Protection/Security
2Q/2008	No findings this quarter	W (1)	No findings this quarter	No findings this quarter	No findings this quarter	No findings this quarter	No findings this quarter
1Q/2008	No findings this quarter	No findings this quarter	No findings this quarter	No findings this quarter	No findings this quarter	G	No findings this quarter
4Q/2007	No findings this quarter	No findings this quarter	No findings this quarter	No findings this quarter	G	No findings this quarter	No findings this quarter
3Q/2007	G	No findings this quarter	No findings this quarter	No findings this quarter	No findings this quarter	No findings this quarter	No findings this quarter

Miscellaneous findings

Additional Inspection & Assessment Information

◆ **Assessment Reports/Inspection Plans:**

2Q/2008

1Q/2008

4Q/2007

3Q/2007

◆ **Cross Reference Of Assessment Reports**

◆ **List of Inspection Reports (IR)**

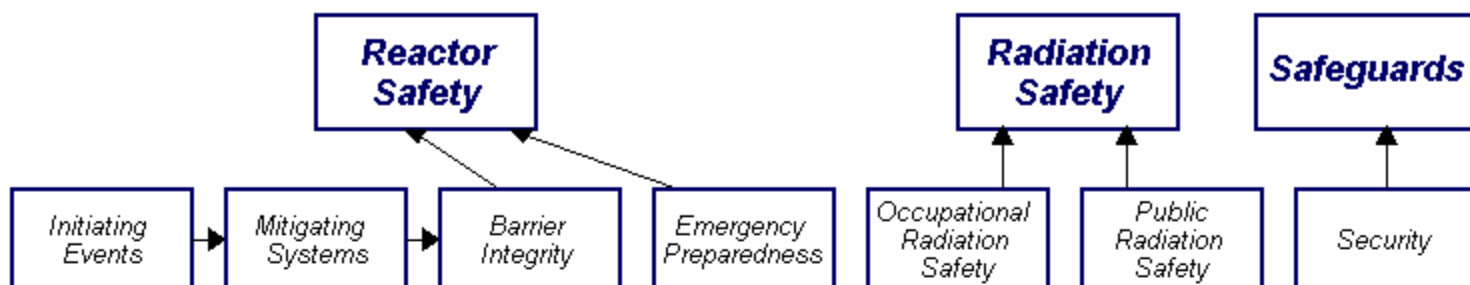
◆ **List of Security IR Cover Letters**

◆ **List of Assessment Letters/Inspection Plans**

◆ **Baseline Inspection Completion Information**

Last Modified: August 29, 2008

Comanche Peak 1 3Q/2008 Performance Summary



Performance Indicators

Unplanned Scrams (G)	Safety System Functional Failures (G)	Reactor Coolant System Activity (G)	Drill/Exercise Performance (G)	Occupational Exposure Control Effectiveness (G)	RETS/ODCM Radiological Effluent (G)
Unplanned Power Changes (G)	Emergency AC Power System (G)	Reactor Coolant System Leakage (G)	ERO Drill Participation (G)		
Unplanned Scrams with Complications (G)	High Pressure Injection System (G)		Alert and Notification System (G)		
	Heat Removal System (G)				
	Residual Heat Removal System (G)				
	Cooling Water Systems (G)				

Last Modified: November 26, 2008

Legend: R=Red W=White T=Thresholds under development N=Not Applicable
 Y=Yellow G=Green I=Insufficient data to calculate PI U=Unique Design



Most Significant Inspection Findings

	Initiating Events	Mitigating Systems	Barrier Integrity	Emergency Preparedness	Occupational Radiation Safety	Public Radiation Safety	Security
3Q/2008	G	G	G	No findings this quarter	No findings this quarter	No findings this quarter	
2Q/2008	No findings this quarter	W (1)	No findings this quarter	No findings this quarter	G	No findings this quarter	
1Q/2008	No findings this quarter	No findings this quarter	No findings this quarter	No findings this quarter	No findings this quarter	G	
4Q/2007	No findings this quarter	No findings this quarter	No findings this quarter	No findings this quarter	G	No findings this quarter	

Miscellaneous findings

Additional Inspection & Assessment Information

◆ **Assessment Reports/Inspection Plans:**

3Q/2008

2Q/2008

1Q/2008

4Q/2007

◆ **Cross Reference Of Assessment Reports**

◆ **List of Inspection Reports (IR)**

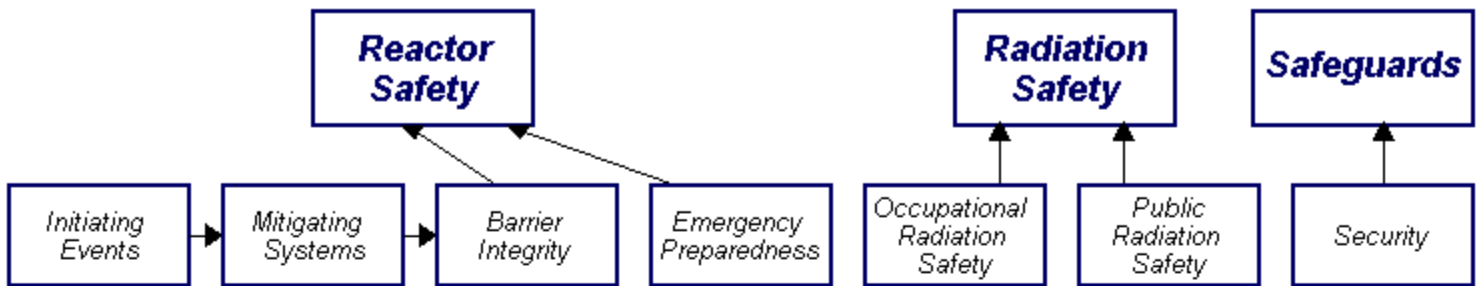
◆ **List of Security IR Cover Letters**

◆ **List of Assessment Letters/Inspection Plans**

◆ **Baseline Inspection Completion Information**

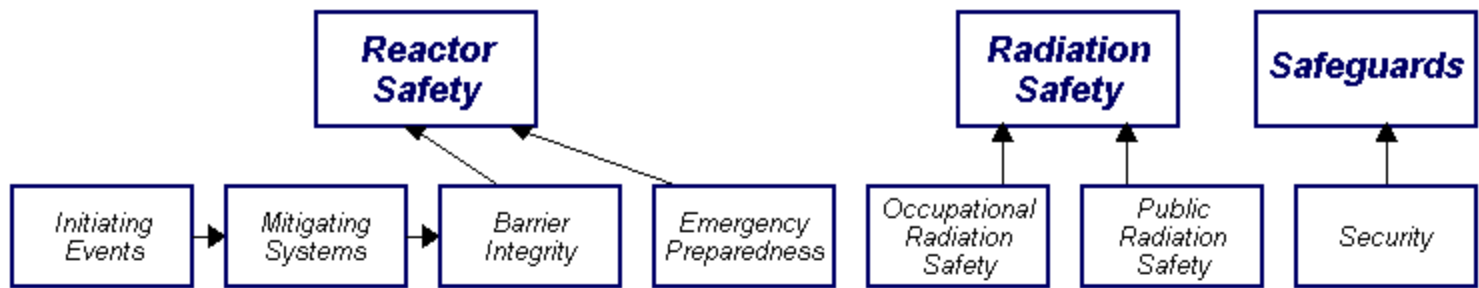
Last Modified: November 26, 2008

Comanche Peak 1 4Q/2008 Performance Summary



Performance Indicators

Unplanned Scrams (G)	Safety System Functional Failures (G)	Reactor Coolant System Activity (G)	Drill/Exercise Performance (G)	Occupational Exposure Control Effectiveness (G)	RETS/ODCM Radiological Effluent (G)
Unplanned Power Changes (G)	Emergency AC Power System (G)	Reactor Coolant System Leakage (G)	ERO Drill Participation (G)		
Unplanned Scrams with Complications (G)	High Pressure Injection System (G)		Alert and Notification System (G)		
	Heat Removal System (G)				
	Residual Heat Removal System (G)				
	Cooling Water Systems (G)				



Most Significant Inspection Findings

Quarter	Initiating Events	Mitigating Systems	Barrier Integrity	Emergency Preparedness	Occupational Radiation Safety	Public Radiation Safety	Security
4Q/2008	G	G	No findings this quarter	No findings this quarter	No findings this quarter	No findings this quarter	No findings this quarter
3Q/2008	G	G	G	No findings this quarter	No findings this quarter	No findings this quarter	No findings this quarter
2Q/2008	No findings this quarter	W (1)	No findings this quarter	No findings this quarter	G	No findings this quarter	No findings this quarter
1Q/2008	No findings this quarter	No findings this quarter	No findings this quarter	No findings this quarter	No findings this quarter	G	No findings this quarter

Miscellaneous findings

Additional Inspection & Assessment Information

◆ **Assessment Reports/Inspection Plans:**

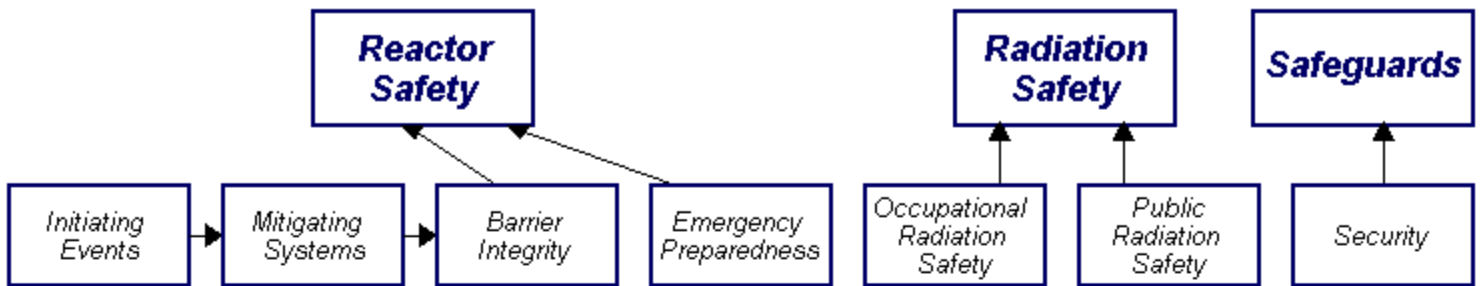
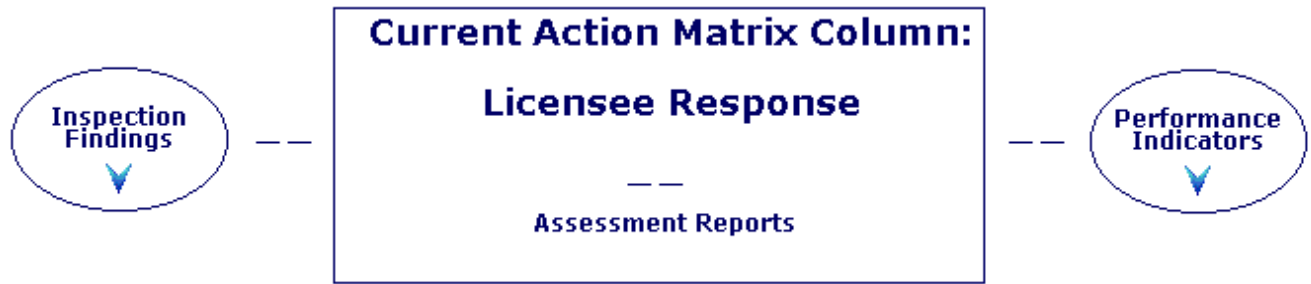
- 4Q/2008
- 3Q/2008
- 2Q/2008
- 1Q/2008

◆ **Cross Reference Of Assessment Reports**

◆ **List of Inspection Reports (IR)**

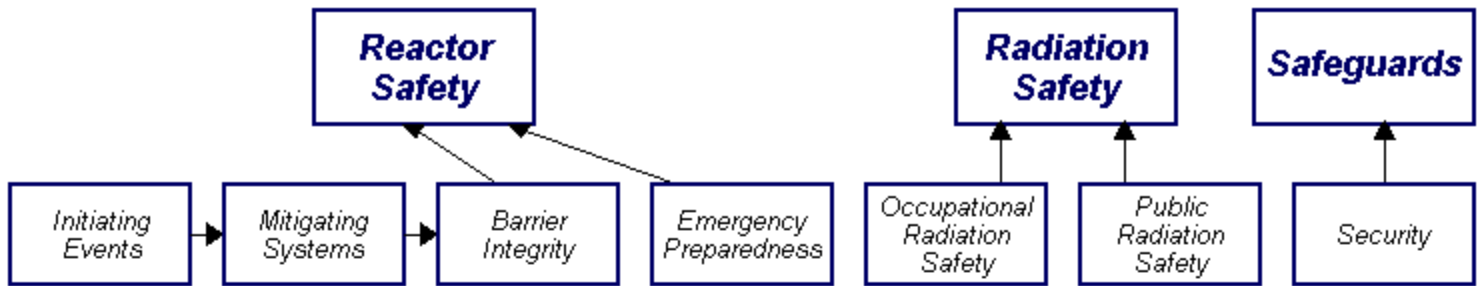
- ◆ List of Security IR Cover Letters
- ◆ List of Assessment Letters/Inspection Plans
- ◆ Baseline Inspection Completion Information

Comanche Peak 1 1Q/2009 Performance Summary



Performance Indicators

Unplanned Scrams (G)	Safety System Functional Failures (G)	Reactor Coolant System Activity (G)	Drill/Exercise Performance (G)	Occupational Exposure Control Effectiveness (G)	RETS/ODCM Radiological Effluent (G)
Unplanned Power Changes (G)	Emergency AC Power System (G)	Reactor Coolant System Leakage (G)	ERO Drill Participation (G)		
Unplanned Scrams with Complications (G)	High Pressure Injection System (G)		Alert and Notification System (G)		
	Heat Removal System (G)				
	Residual Heat Removal System (G)				
	Cooling Water Systems (G)				



Most Significant Inspection Findings

Quarter	Initiating Events	Mitigating Systems	Barrier Integrity	Emergency Preparedness	Occupational Radiation Safety	Public Radiation Safety	Security
1Q/2009	G	G	No findings this quarter	No findings this quarter	No findings this quarter	No findings this quarter	No findings this quarter
4Q/2008	G	G	No findings this quarter	No findings this quarter	No findings this quarter	No findings this quarter	No findings this quarter
3Q/2008	G	G	G	No findings this quarter	No findings this quarter	No findings this quarter	No findings this quarter
2Q/2008	No findings this quarter	G	No findings this quarter	No findings this quarter	G	No findings this quarter	No findings this quarter

Miscellaneous findings

Additional Inspection & Assessment Information

◆ Assessment Reports/Inspection Plans:

- 1Q/2009
- 4Q/2008
- 3Q/2008
- 2Q/2008

◆ Cross Reference Of Assessment Reports

◆ List of Inspection Reports (IR)

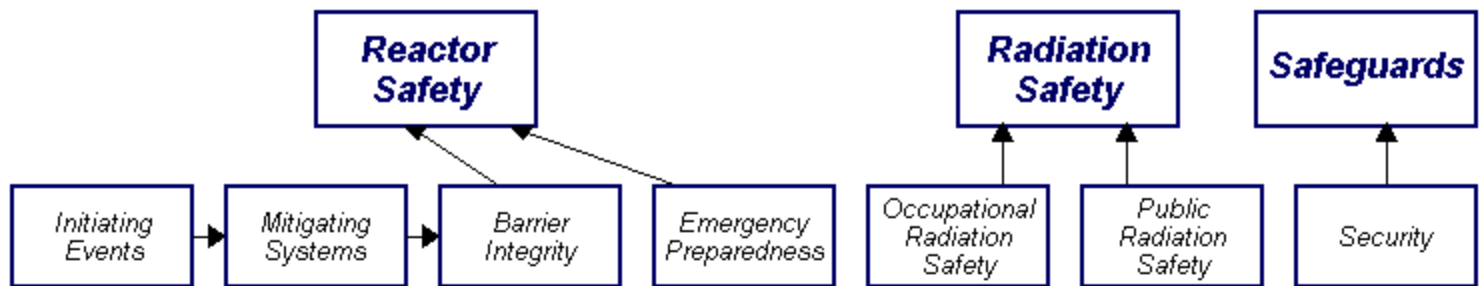
- ◆ List of Security IR Cover Letters
- ◆ List of Assessment Letters/Inspection Plans
- ◆ Baseline Inspection Completion Information

Comanche Peak 1 2Q/2009 Performance Summary



Performance Indicators

Unplanned Scrams (G)	Safety System Functional Failures (G)	Reactor Coolant System Activity (G)	Drill/Exercise Performance (G)	Occupational Exposure Control Effectiveness (G)	RETS/ODCM Radiological Effluent (G)
Unplanned Power Changes (G)	Emergency AC Power System (G)	Reactor Coolant System Leakage (G)	ERO Drill Participation (G)		
Unplanned Scrams with Complications (G)	High Pressure Injection System (G)		Alert and Notification System (G)		
	Heat Removal System (G)				
	Residual Heat Removal System (G)				
	Cooling Water Systems (G)				



Most Significant Inspection Findings

Quarter	Initiating Events	Mitigating Systems	Barrier Integrity	Emergency Preparedness	Occupational Radiation Safety	Public Radiation Safety	Security
2Q/2009	No findings this quarter	No findings this quarter	No findings this quarter	No findings this quarter	No findings this quarter	No findings this quarter	No findings this quarter
1Q/2009	G	G	No findings this quarter	No findings this quarter	No findings this quarter	No findings this quarter	No findings this quarter
4Q/2008	G	G	No findings this quarter	No findings this quarter	No findings this quarter	No findings this quarter	No findings this quarter
3Q/2008	G	G	G	No findings this quarter	No findings this quarter	No findings this quarter	No findings this quarter

Miscellaneous findings

Additional Inspection & Assessment Information

◆ **Assessment Reports/Inspection Plans:**

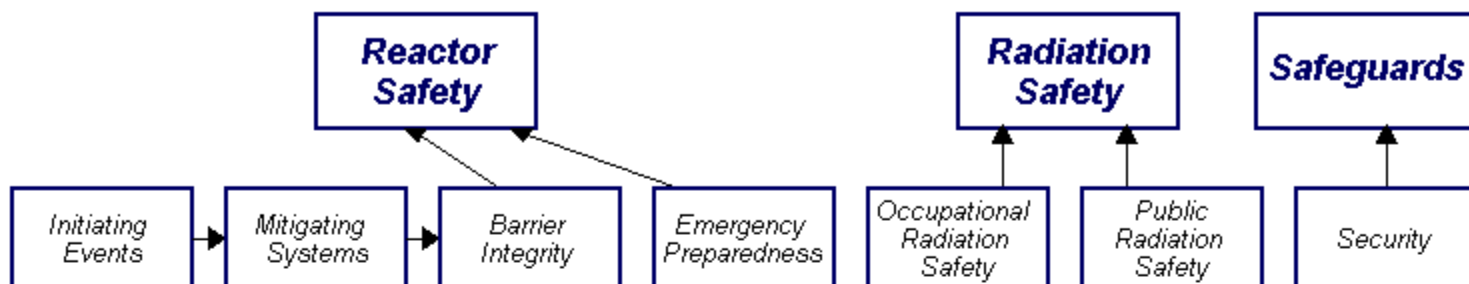
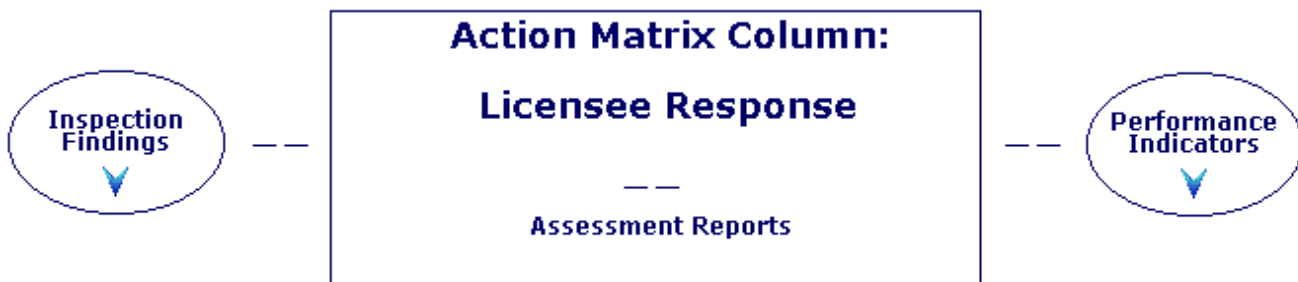
- 2Q/2009
- 1Q/2009
- 4Q/2008
- 3Q/2008

◆ **Cross Reference Of Assessment Reports**

◆ **List of Inspection Reports (IR)**

- ◆ List of Security IR Cover Letters
- ◆ List of Assessment Letters/Inspection Plans
- ◆ Baseline Inspection Completion Information

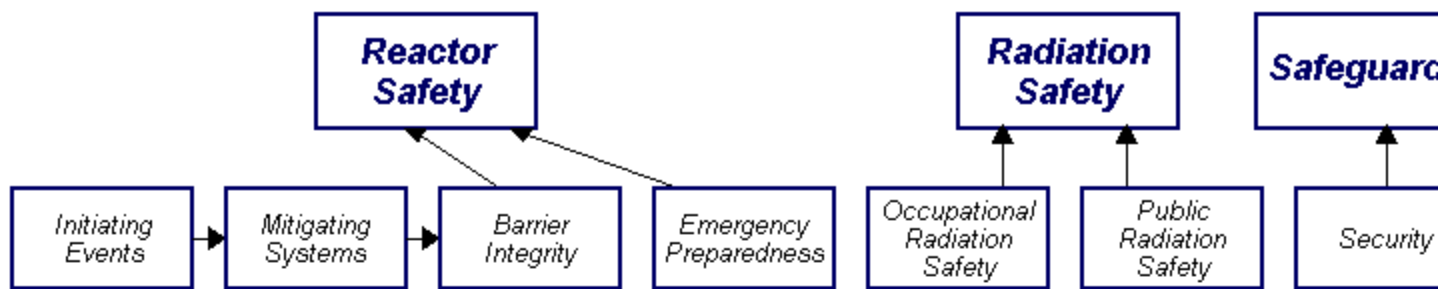
Comanche Peak 1 3Q/2009 Performance Summary



Performance Indicators

Unplanned Scrams (G)	Safety System Functional Failures (G)	Reactor Coolant System Activity (G)	Drill/Exercise Performance (G)	Occupational Exposure Control Effectiveness (G)	RETS/ODCM Radiological Effluent (G)
Unplanned Power Changes (G)	Emergency AC Power System (G)	Reactor Coolant System Leakage (G)	ERD Drill Participation (G)		
Unplanned Scrams with Complications (G)	High Pressure Injection System (G)		Alert and Notification System (G)		
	Heat Removal System (G)				
	Residual Heat Removal System (G)				
	Cooling Water Systems (G)				

Last Modified: November 30, 2009



Most Significant Inspection Findings

Quarter	Initiating Events	Mitigating Systems	Barrier Integrity	Emergency Preparedness	Occupational Radiation Safety	Public Radiation Safety	Security
3Q/2009	No findings this quarter	G	No findings this quarter	No findings this quarter	No findings this quarter	No findings this quarter	No findings this quarter
2Q/2009	No findings this quarter	No findings this quarter	No findings this quarter	No findings this quarter	No findings this quarter	No findings this quarter	No findings this quarter
1Q/2009	G	G	No findings this quarter	No findings this quarter	No findings this quarter	No findings this quarter	No findings this quarter
4Q/2008	G	G	No findings this quarter	No findings this quarter	No findings this quarter	No findings this quarter	No findings this quarter

Miscellaneous findings

Additional Inspection & Assessment Information

◆ **Assessment Reports/Inspection Plans:**

- 3Q/2009
- 2Q/2009
- 1Q/2009
- 4Q/2008

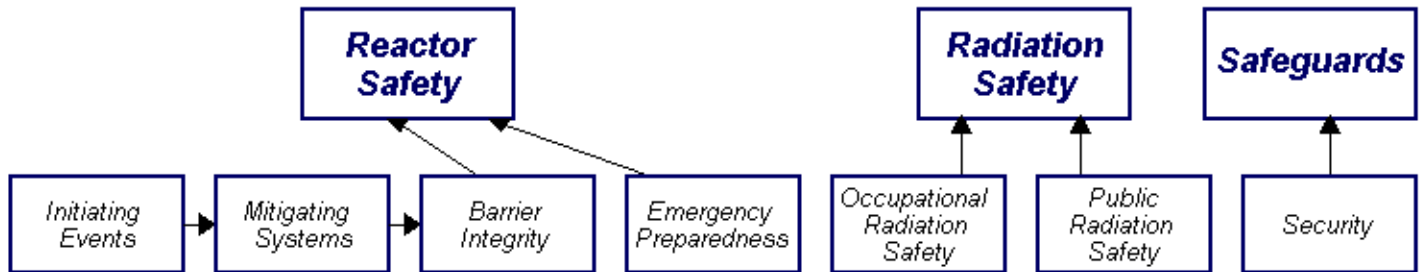
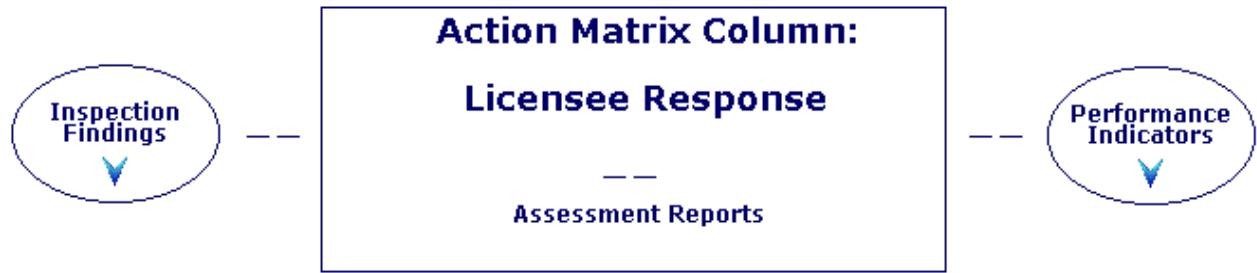
◆ **Cross Reference Of Assessment Reports**

◆ **List of Inspection Reports (IR)**

- ◆ List of Security IR Cover Letters
- ◆ List of Assessment Letters/Inspection Plans
- ◆ Baseline Inspection Completion Information

Last Modified: December 10, 2009

Comanche Peak 1 4Q/2009 Performance Summary

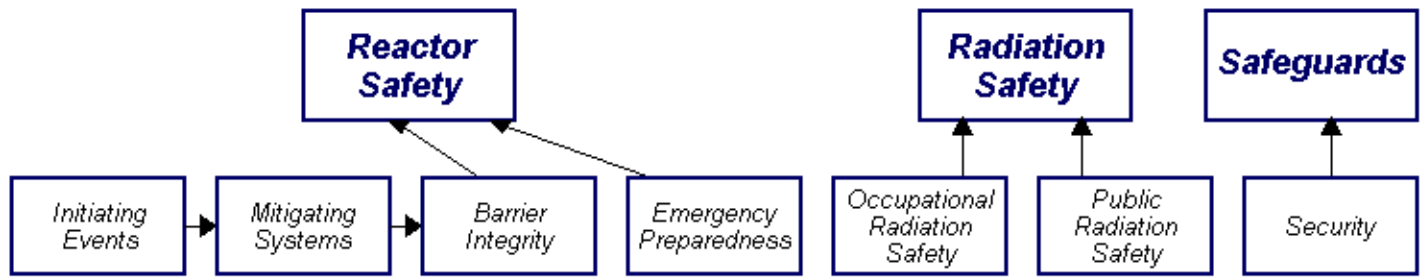


Performance Indicators

Unplanned Scrams (G)	Safety System Functional Failures (G)	Reactor Coolant System Activity (G)	Drill/Exercise Performance (G)	Occupational Exposure Control Effectiveness (G)	RETS/ODCM Radiological Effluent (G)
Unplanned Power Changes (G)	Emergency AC Power System (G)	Reactor Coolant System Leakage (G)	ERO Drill Participation (G)		
Unplanned Scrams with Complications (G)	High Pressure Injection System (G)		Alert and Notification System (G)		
	Heat Removal System (G)				
	Residual Heat Removal System (G)				
	Cooling Water Systems (G)				

Last Modified: March 5, 2010

Legend: R=Red W=White T=Thresholds under development N=Not Applicable
 Y=Yellow G=Green I=Insufficient data to calculate PI U=Unique Design



Most Significant Inspection Findings

4Q/2009	No findings this quarter	No findings this quarter	No findings this quarter	No findings this quarter	No findings this quarter	No findings this quarter
3Q/2009	No findings this quarter	G	No findings this quarter	No findings this quarter	No findings this quarter	No findings this quarter
2Q/2009	No findings this quarter	No findings this quarter	No findings this quarter	No findings this quarter	No findings this quarter	No findings this quarter
1Q/2009	G	G	No findings this quarter	No findings this quarter	No findings this quarter	No findings this quarter

Miscellaneous findings

Additional Inspection & Assessment Information

◆ **Assessment Reports/Inspection Plans:**

- 4Q/2009
- 3Q/2009
- 2Q/2009
- 1Q/2009

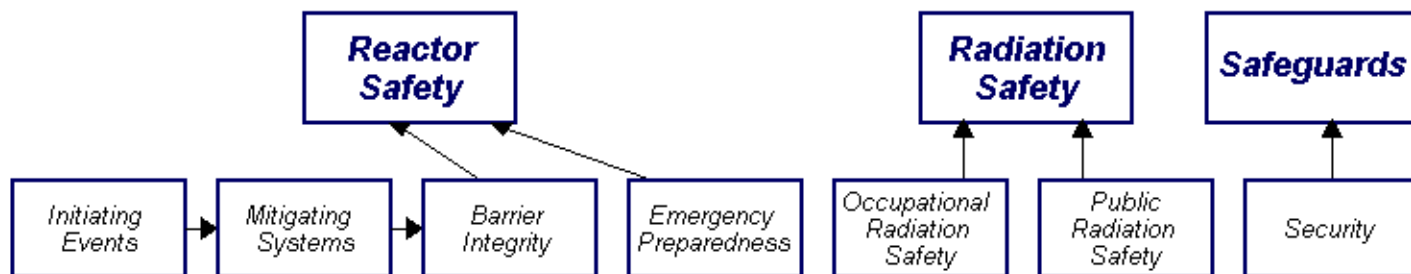
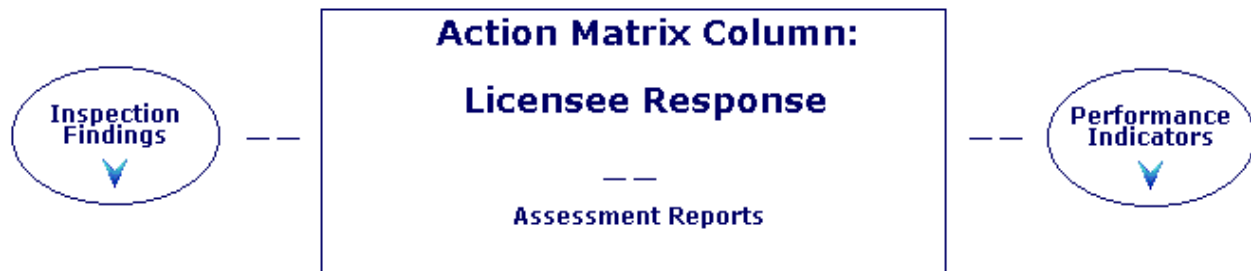
◆ **Cross Reference Of Assessment Reports**

◆ **List of Inspection Reports (IR)**

- ◆ List of Security IR Cover Letters
- ◆ List of Assessment Letters/Inspection Plans
- ◆ Baseline Inspection Completion Information

Last Modified: March 1, 2010

Comanche Peak 1 1Q/2010 Performance Summary

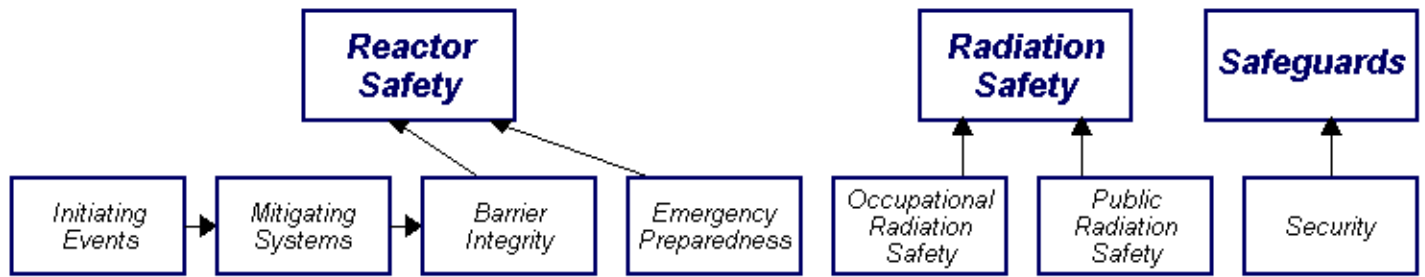


Performance Indicators

Unplanned Scrams (G)	Safety System Functional Failures (G)	Reactor Coolant System Activity (G)	Drill/Exercise Performance (G)	Occupational Exposure Control Effectiveness (G)	RETS/ODCM Radiological Effluent (G)
Unplanned Power Changes (G)	Emergency AC Power System (G)	Reactor Coolant System Leakage (G)	ERO Drill Participation (G)		
Unplanned Scrams with Complications (G)	High Pressure Injection System (G)		Alert and Notification System (G)		
	Heat Removal System (G)				
	Residual Heat Removal System (G)				
	Cooling Water Systems (G)				

Last Modified: April 26, 2010

Legend: R=Red W=White T=Thresholds under development N=Not Applicable
 Y=Yellow G=Green I=Insufficient data to calculate PI U=Unique Design



Most Significant Inspection Findings

	Initiating Events	Mitigating Systems	Barrier Integrity	Emergency Preparedness	Occupational Radiation Safety	Public Radiation Safety	Security
1Q/2010	No findings this quarter	No findings this quarter	No findings this quarter	No findings this quarter	No findings this quarter	No findings this quarter	No findings this quarter
4Q/2009	No findings this quarter	No findings this quarter	G	No findings this quarter	G	No findings this quarter	No findings this quarter
3Q/2009	No findings this quarter	G	No findings this quarter	No findings this quarter	No findings this quarter	No findings this quarter	No findings this quarter
2Q/2009	No findings this quarter	No findings this quarter	No findings this quarter	No findings this quarter	No findings this quarter	No findings this quarter	No findings this quarter

Miscellaneous findings

Additional Inspection & Assessment Information

◆ **Assessment Reports/Inspection Plans:**

- 1Q/2010
- 4Q/2009
- 3Q/2009
- 2Q/2009

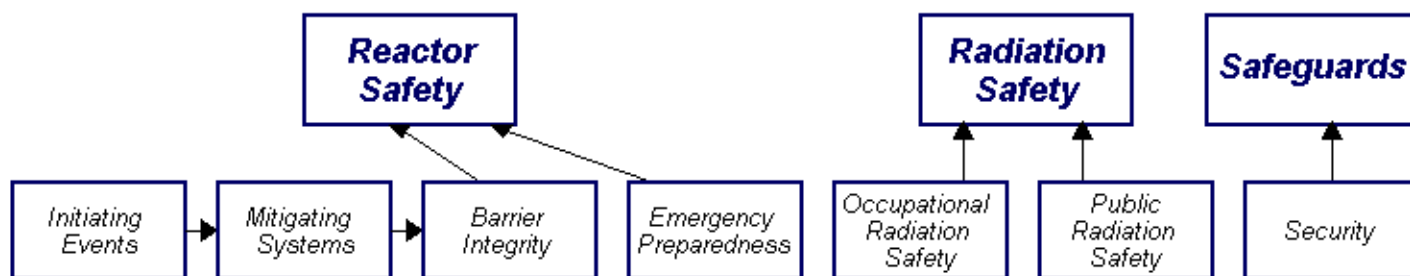
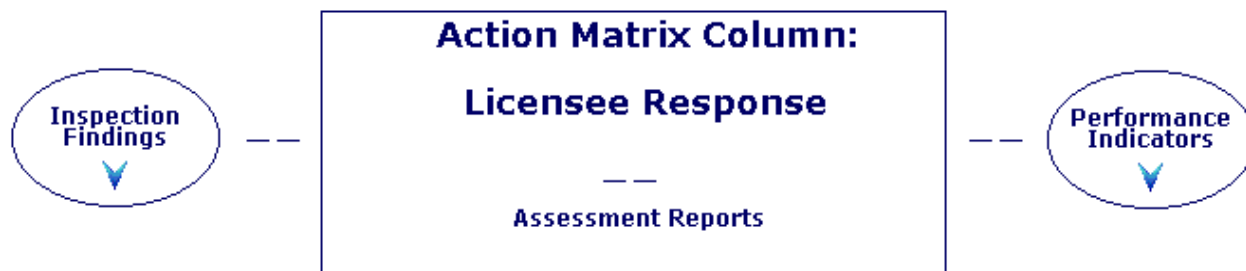
◆ **Cross Reference Of Assessment Reports**

◆ **List of Inspection Reports (IR)**

- ◆ List of Security IR Cover Letters
- ◆ List of Assessment Letters/Inspection Plans
- ◆ Baseline Inspection Completion Information

Last Modified: May 13, 2010

Comanche Peak 1 2Q/2010 Performance Summary

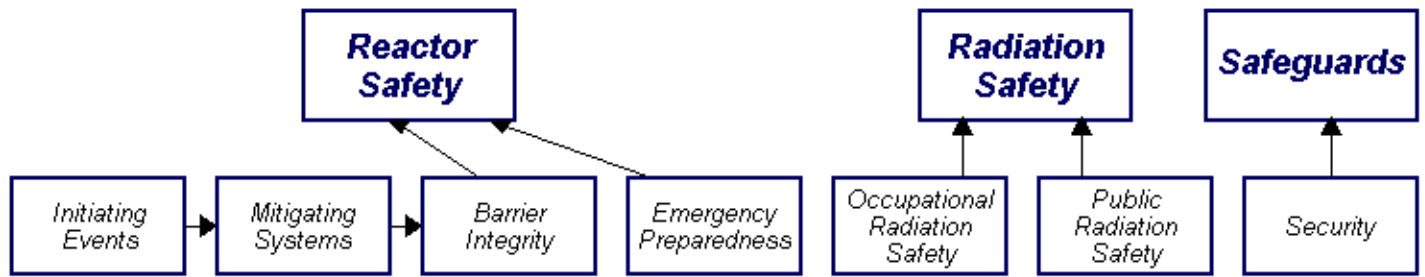


Performance Indicators

Unplanned Scrams (G)	Safety System Functional Failures (G)	Reactor Coolant System Activity (G)	Drill/Exercise Performance (G)	Occupational Exposure Control Effectiveness (G)	RETS/ODCM Radiological Effluent (G)
Unplanned Power Changes (G)	Emergency AC Power System (G)	Reactor Coolant System Leakage (G)	ERO Drill Participation (G)		
Unplanned Scrams with Complications (G)	High Pressure Injection System (G)		Alert and Notification System (G)		
	Heat Removal System (G)				
	Residual Heat Removal System (G)				
	Cooling Water Systems (G)				

Last Modified: July 26, 2010

Legend: R=Red W=White T=Thresholds under development N=Not Applicable
 Y=Yellow G=Green I=Insufficient data to calculate PI U=Unique Design



Most Significant Inspection Findings

2Q/2010	G	No findings this quarter	No findings this quarter	No findings this quarter	G	No findings this quarter
1Q/2010	No findings this quarter	No findings this quarter	No findings this quarter	No findings this quarter	No findings this quarter	No findings this quarter
4Q/2009	No findings this quarter	No findings this quarter	G	No findings this quarter	G	No findings this quarter
3Q/2009	No findings this quarter	G	No findings this quarter	No findings this quarter	No findings this quarter	No findings this quarter

Miscellaneous findings

Additional Inspection & Assessment Information

◆ **Assessment Reports/Inspection Plans:**

- 2Q/2010
- 1Q/2010
- 4Q/2009
- 3Q/2009

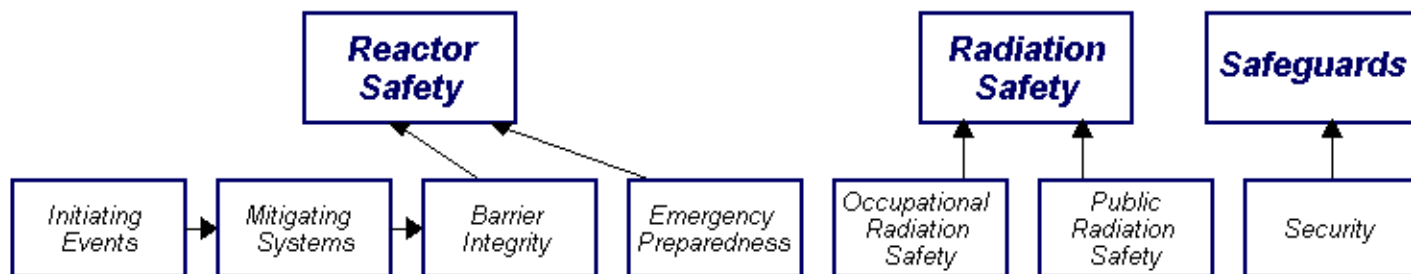
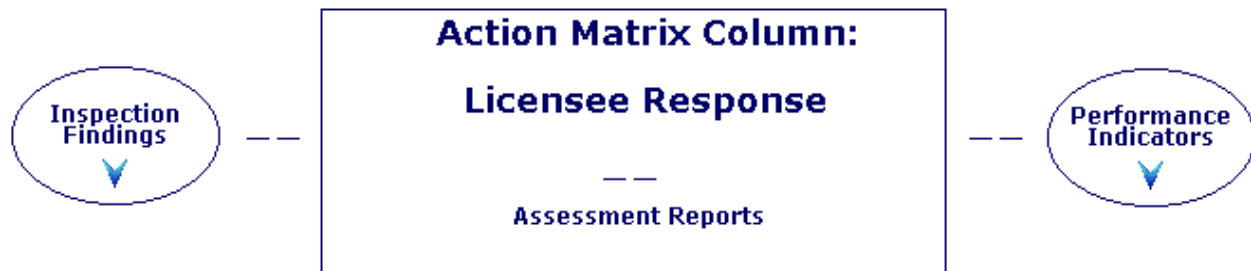
◆ **Cross Reference Of Assessment Reports**

◆ **List of Inspection Reports (IR)**

- ◆ List of Security IR Cover Letters
- ◆ List of Assessment Letters/Inspection Plans
- ◆ Baseline Inspection Completion Information

Last Modified: September 2, 2010

Comanche Peak 1 3Q/2010 Performance Summary

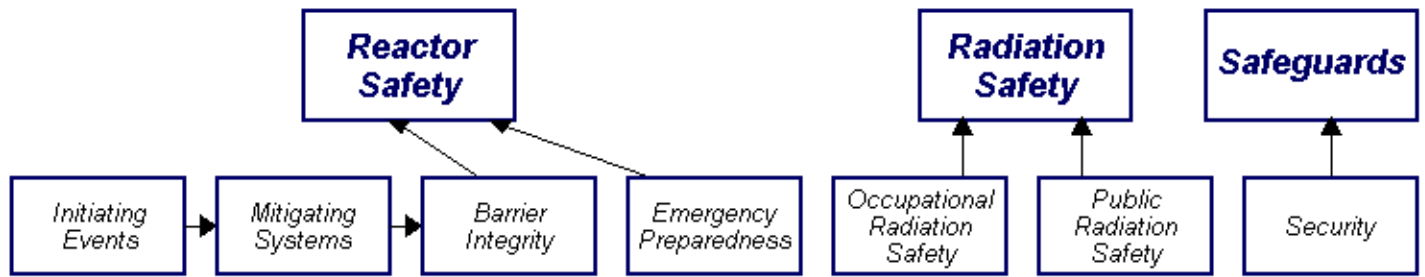


Performance Indicators

Unplanned Scrams (G)	Safety System Functional Failures (G)	Reactor Coolant System Activity (G)	Drill/Exercise Performance (G)	Occupational Exposure Control Effectiveness (G)	RETS/ODCM Radiological Effluent (G)
Unplanned Power Changes (G)	Emergency AC Power System (G)	Reactor Coolant System Leakage (G)	ERO Drill Participation (G)		
Unplanned Scrams with Complications (G)	High Pressure Injection System (G)		Alert and Notification System (G)		
	Heat Removal System (G)				
	Residual Heat Removal System (G)				
	Cooling Water Systems (G)				

Last Modified: October 25, 2010

Legend: R=Red W=White T=Thresholds under development N=Not Applicable
 Y=Yellow G=Green I=Insufficient data to calculate PI U=Unique Design



Most Significant Inspection Findings

	Initiating Events	Mitigating Systems	Barrier Integrity	Emergency Preparedness	Occupational Radiation Safety	Public Radiation Safety	Security
3Q/2010	No findings this quarter	No findings this quarter	G	No findings this quarter	No findings this quarter	No findings this quarter	No findings this quarter
2Q/2010	G	No findings this quarter	No findings this quarter	No findings this quarter	G	No findings this quarter	No findings this quarter
1Q/2010	No findings this quarter	No findings this quarter	No findings this quarter	No findings this quarter	No findings this quarter	No findings this quarter	No findings this quarter
4Q/2009	No findings this quarter	No findings this quarter	G	No findings this quarter	G	No findings this quarter	No findings this quarter

Miscellaneous findings

Additional Inspection & Assessment Information

◆ **Assessment Reports/Inspection Plans:**

- 3Q/2010
- 2Q/2010
- 1Q/2010
- 4Q/2009

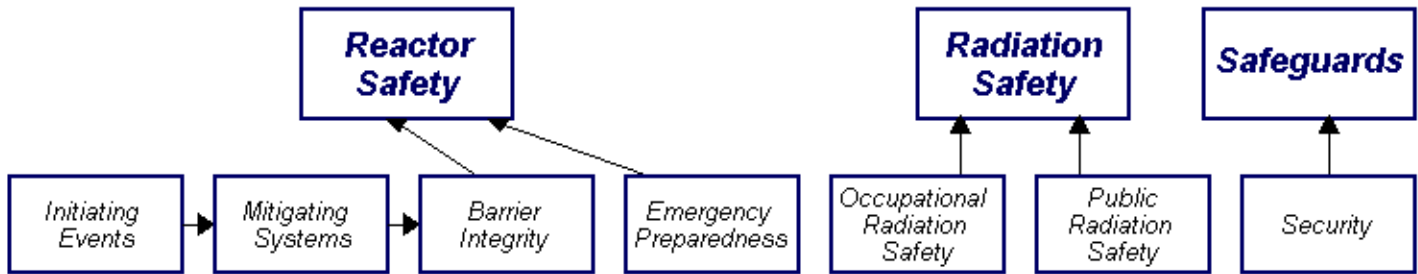
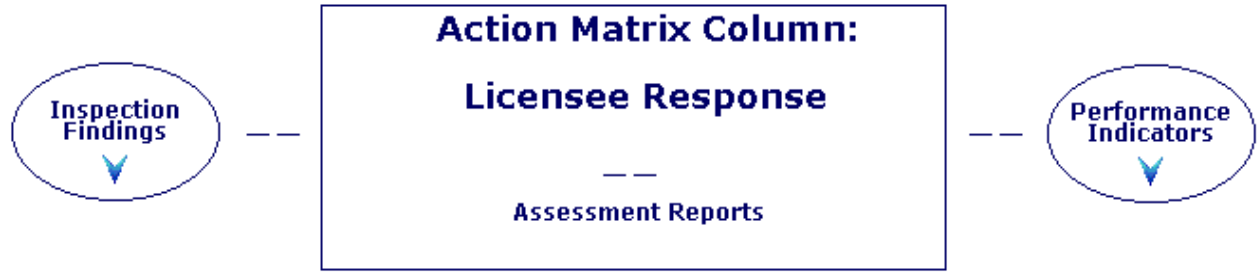
◆ **Cross Reference Of Assessment Reports**

◆ **List of Inspection Reports (IR)**

- ◆ List of Security IR Cover Letters
- ◆ List of Assessment Letters/Inspection Plans
- ◆ Baseline Inspection Completion Information

Last Modified: January 6, 2011

Comanche Peak 1 4Q/2010 Performance Summary

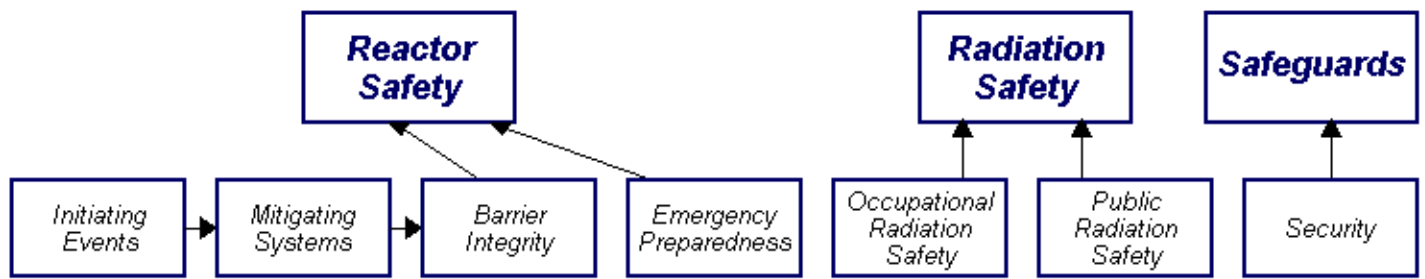


Performance Indicators

Unplanned Scrams (G)	Safety System Functional Failures (G)	Reactor Coolant System Activity (G)	Drill/Exercise Performance (G)	Occupational Exposure Control Effectiveness (G)	RETS/ODCM Radiological Effluent (G)
Unplanned Power Changes (G)	Emergency AC Power System (G)	Reactor Coolant System Leakage (G)	ERO Drill Participation (G)		
Unplanned Scrams with Complications (G)	High Pressure Injection System (G)		Alert and Notification System (G)		
	Heat Removal System (G)				
	Residual Heat Removal System (G)				
	Cooling Water Systems (G)				

Last Modified: January 24, 2011

Legend: R=Red W=White T=Thresholds under development N=Not Applicable
 Y=Yellow G=Green I=Insufficient data to calculate PI U=Unique Design



Most Significant Inspection Findings

	Initiating Events	Mitigating Systems	Barrier Integrity	Emergency Preparedness	Occupational Radiation Safety	Public Radiation Safety	Security
4Q/2010	No findings this quarter	G	No findings this quarter	No findings this quarter	No findings this quarter	No findings this quarter	No findings this quarter
3Q/2010	No findings this quarter	No findings this quarter	G	No findings this quarter	No findings this quarter	No findings this quarter	No findings this quarter
2Q/2010	G	No findings this quarter	No findings this quarter	No findings this quarter	G	No findings this quarter	No findings this quarter
1Q/2010	No findings this quarter	G	No findings this quarter	No findings this quarter	No findings this quarter	No findings this quarter	No findings this quarter

Miscellaneous findings

Additional Inspection & Assessment Information

◆ **Assessment Reports/Inspection Plans:**

- 4Q/2010
- 3Q/2010
- 2Q/2010
- 1Q/2010

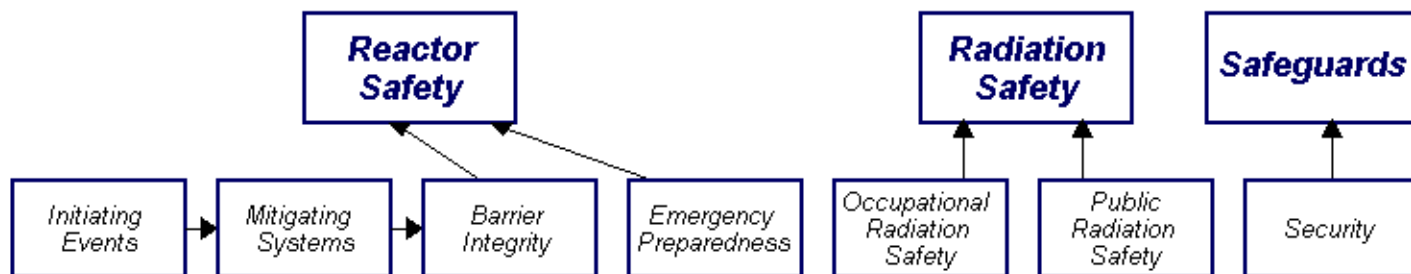
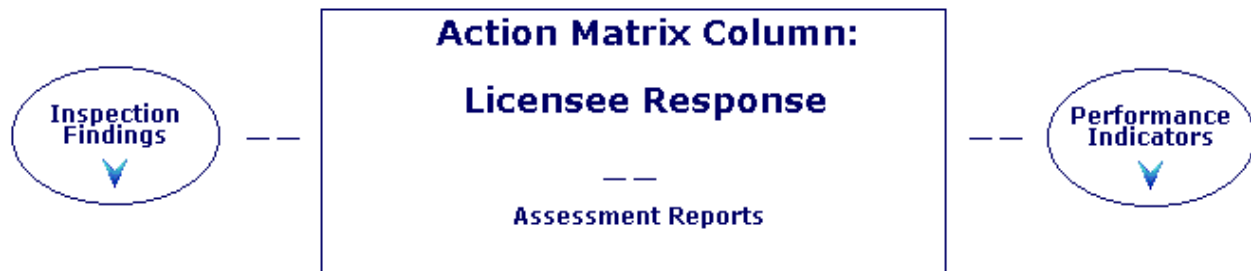
◆ **Cross Reference Of Assessment Reports**

◆ **List of Inspection Reports (IR)**

- ◆ List of Security IR Cover Letters
- ◆ List of Assessment Letters/Inspection Plans
- ◆ Baseline Inspection Completion Information

Last Modified: March 3, 2011

Comanche Peak 1 1Q/2011 Performance Summary

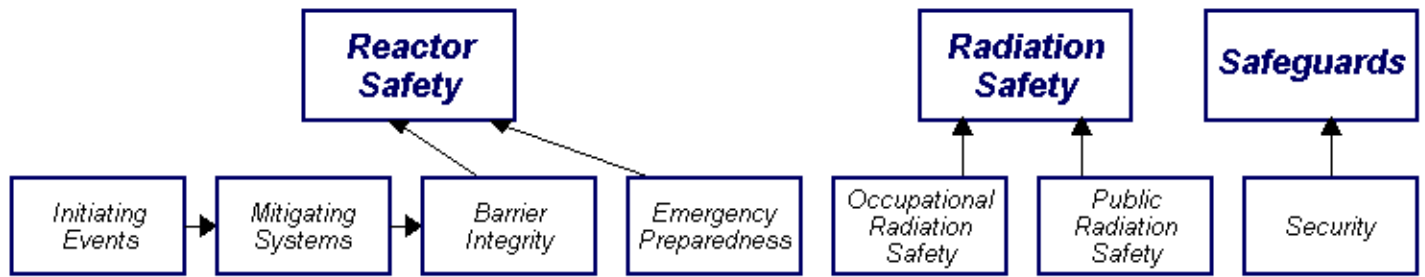


Performance Indicators

Unplanned Scrams (G)	Safety System Functional Failures (G)	Reactor Coolant System Activity (G)	Drill/Exercise Performance (G)	Occupational Exposure Control Effectiveness (G)	RETS/ODCM Radiological Effluent (G)
Unplanned Power Changes (G)	Emergency AC Power System (G)	Reactor Coolant System Leakage (G)	ERO Drill Participation (G)		
Unplanned Scrams with Complications (G)	High Pressure Injection System (G)		Alert and Notification System (G)		
	Heat Removal System (G)				
	Residual Heat Removal System (G)				
	Cooling Water Systems (G)				

Last Modified: May 4, 2011

Legend: R=Red W=White T=Thresholds under development N=Not Applicable
 Y=Yellow G=Green I=Insufficient data to calculate PI U=Unique Design



Most Significant Inspection Findings

1Q/2011	No findings this quarter	G	No findings this quarter	No findings this quarter	No findings this quarter	No findings this quarter
4Q/2010	No findings this quarter	G	No findings this quarter	No findings this quarter	No findings this quarter	No findings this quarter
3Q/2010	No findings this quarter	No findings this quarter	G	No findings this quarter	No findings this quarter	No findings this quarter
2Q/2010	G	No findings this quarter	No findings this quarter	No findings this quarter	G	No findings this quarter

Miscellaneous findings

Additional Inspection & Assessment Information

◆ **Assessment Reports/Inspection Plans:**

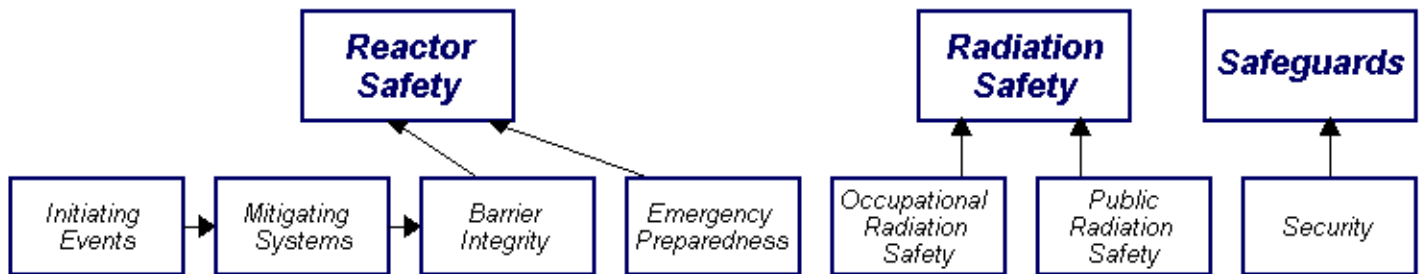
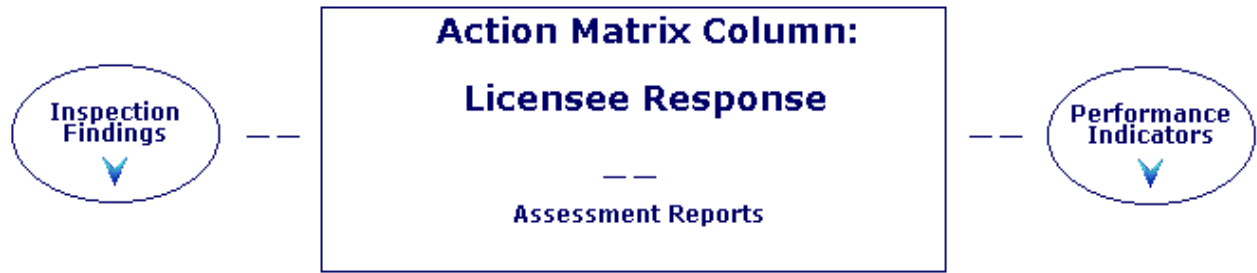
- 1Q/2011
- 4Q/2010
- 3Q/2010
- 2Q/2010

◆ **Cross Reference Of Assessment Reports**

- ◆ **List of Inspection Reports (IR)**
- ◆ **List of Security IR Cover Letters**
- ◆ **List of Assessment Letters/Inspection Plans**
- ◆ **Baseline Inspection Completion Information**

Last Modified: June 7, 2011

Comanche Peak 1 2Q/2011 Performance Summary

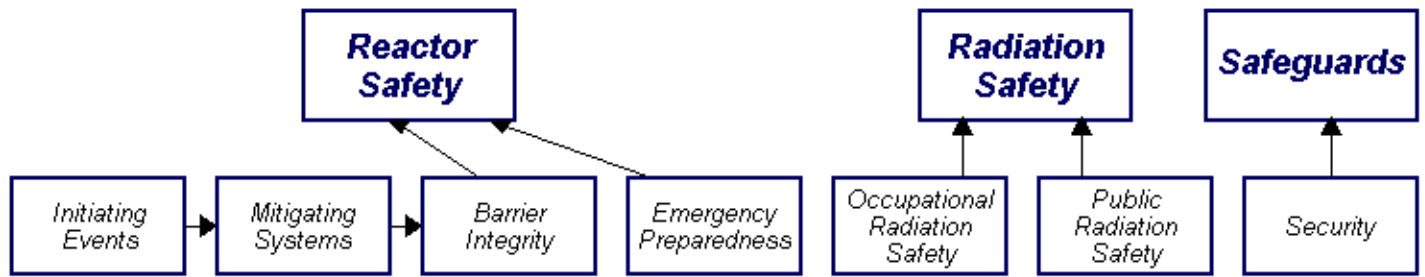


Performance Indicators

Unplanned Scrams (G)	Safety System Functional Failures (G)	Reactor Coolant System Activity (G)	Drill/Exercise Performance (G)	Occupational Exposure Control Effectiveness (G)	RETS/ODCM Radiological Effluent (G)
Unplanned Power Changes (G)	Emergency AC Power System (G)	Reactor Coolant System Leakage (G)	ERO Drill Participation (G)		
Unplanned Scrams with Complications (G)	High Pressure Injection System (G)		Alert and Notification System (G)		
	Heat Removal System (G)				
	Residual Heat Removal System (G)				
	Cooling Water Systems (G)				

Last Modified: August 16, 2011

Legend: R=Red W=White T=Thresholds under development N=Not Applicable
 Y=Yellow G=Green I=Insufficient data to calculate PI U=Unique Design



Most Significant Inspection Findings

2Q/2011	No findings this quarter	G	No findings this quarter	No findings this quarter	No findings this quarter	No findings this quarter
1Q/2011	No findings this quarter	G	No findings this quarter	No findings this quarter	No findings this quarter	No findings this quarter
4Q/2010	No findings this quarter	G	No findings this quarter	No findings this quarter	No findings this quarter	No findings this quarter
3Q/2010	No findings this quarter	No findings this quarter	G	No findings this quarter	No findings this quarter	No findings this quarter

Miscellaneous findings

Additional Inspection & Assessment Information

◆ **Assessment Reports/Inspection Plans:**

- 2Q/2011
- 1Q/2011
- 4Q/2010
- 3Q/2010

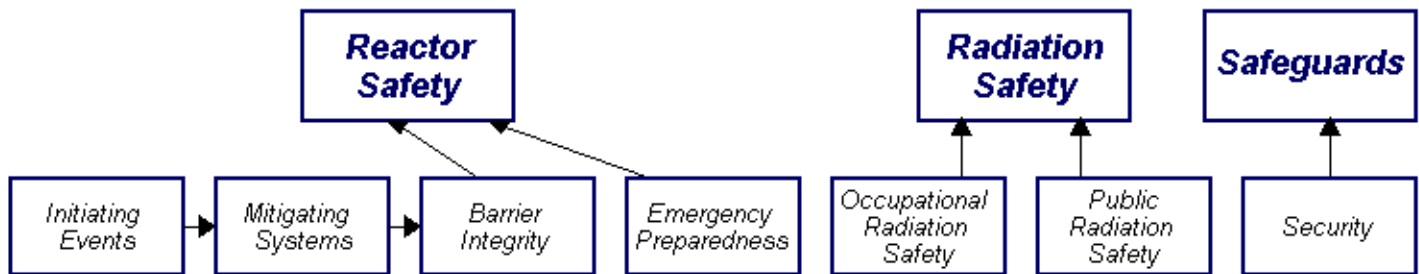
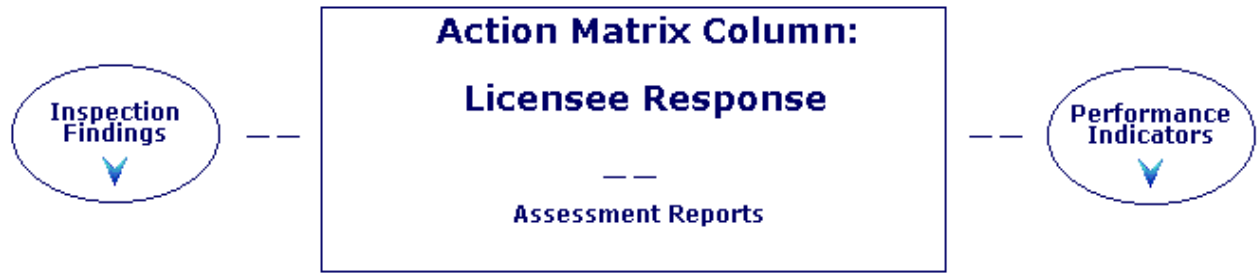
◆ **Cross Reference Of Assessment Reports**

◆ **List of Inspection Reports (IR)**

- ◆ List of Security IR Cover Letters
- ◆ List of Assessment Letters/Inspection Plans
- ◆ Baseline Inspection Completion Information

Last Modified: August 30, 2011

Comanche Peak 1 3Q/2011 Performance Summary

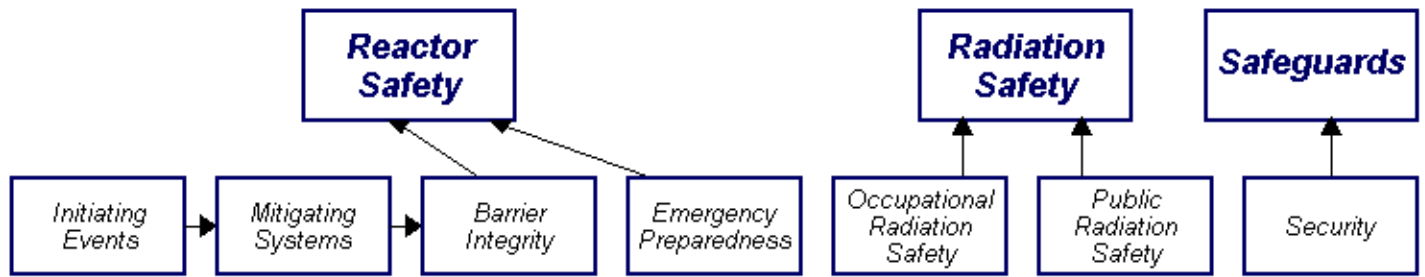


Performance Indicators

Unplanned Scrams (G)	Safety System Functional Failures (G)	Reactor Coolant System Activity (G)	Drill/Exercise Performance (G)	Occupational Exposure Control Effectiveness (G)	RETS/ODCM Radiological Effluent (G)
Unplanned Power Changes (G)	Emergency AC Power System (G)	Reactor Coolant System Leakage (G)	ERO Drill Participation (G)		
Unplanned Scrams with Complications (G)	High Pressure Injection System (G)		Alert and Notification System (G)		
	Heat Removal System (G)				
	Residual Heat Removal System (G)				
	Cooling Water Systems (G)				

Last Modified: November 29, 2011

Legend: R=Red W=White T=Thresholds under development N=Not Applicable
Y=Yellow G=Green I=Insufficient data to calculate PI U=Unique Design



Most Significant Inspection Findings

3Q/2011	No findings this quarter	G	No findings this quarter	No findings this quarter	No findings this quarter	No findings this quarter
2Q/2011	G	G	G	G	No findings this quarter	No findings this quarter
1Q/2011	No findings this quarter	G	No findings this quarter	No findings this quarter	No findings this quarter	No findings this quarter
4Q/2010	No findings this quarter	G	No findings this quarter	No findings this quarter	No findings this quarter	No findings this quarter

Miscellaneous findings

Additional Inspection & Assessment Information

◆ **Assessment Reports/Inspection Plans:**

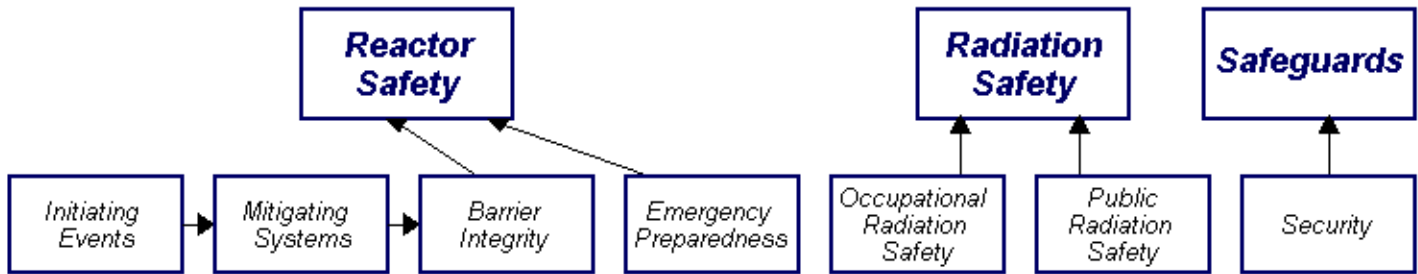
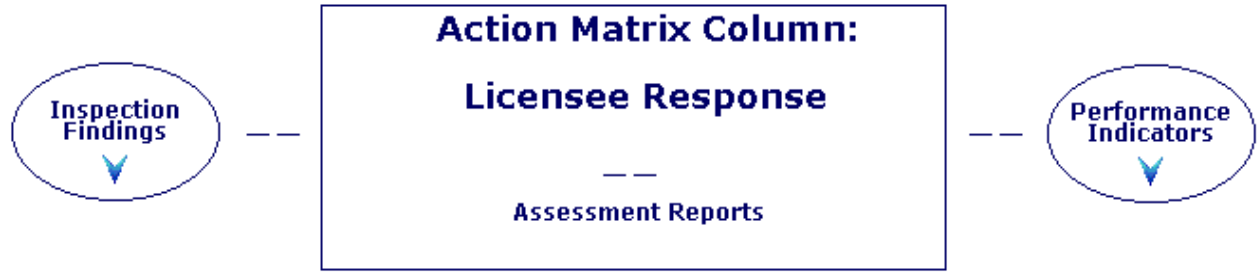
- 3Q/2011
- 2Q/2011
- 1Q/2011
- 4Q/2010

◆ **Cross Reference Of Assessment Reports**

- ◆ **List of Inspection Reports (IR)**
- ◆ **List of Security IR Cover Letters**
- ◆ **List of Assessment Letters/Inspection Plans**
- ◆ **Baseline Inspection Completion Information**

Last Modified: November 29, 2011

Comanche Peak 1 4Q/2011 Performance Summary

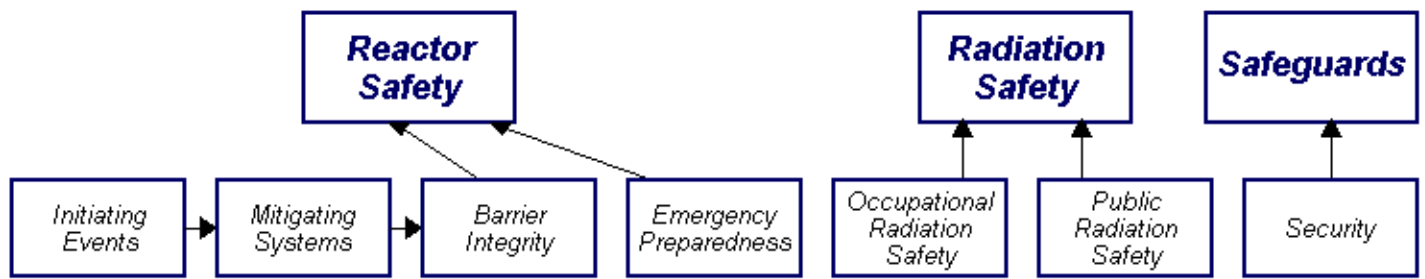


Performance Indicators

Unplanned Scrams (G)	Safety System Functional Failures (G)	Reactor Coolant System Activity (G)	Drill/Exercise Performance (G)	Occupational Exposure Control Effectiveness (G)	RETS/ODCM Radiological Effluent (G)
Unplanned Power Changes (G)	Emergency AC Power System (G)	Reactor Coolant System Leakage (G)	ERO Drill Participation (G)		
Unplanned Scrams with Complications (G)	High Pressure Injection System (G)		Alert and Notification System (G)		
	Heat Removal System (G)				
	Residual Heat Removal System (G)				
	Cooling Water Systems (G)				

Last Modified: March 2, 2012

Legend: R=Red W=White T=Thresholds under development N=Not Applicable
 Y=Yellow G=Green I=Insufficient data to calculate PI U=Unique Design



Most Significant Inspection Findings

4Q/2011	No findings this quarter	No findings this quarter	No findings this quarter	No findings this quarter	No findings this quarter	No findings this quarter
3Q/2011	G	G	No findings this quarter	No findings this quarter	No findings this quarter	No findings this quarter
2Q/2011	G	G	G	G	No findings this quarter	No findings this quarter
1Q/2011	G	G	No findings this quarter	No findings this quarter	No findings this quarter	No findings this quarter

Miscellaneous findings

Additional Inspection & Assessment Information

◆ **Assessment Reports/Inspection Plans:**

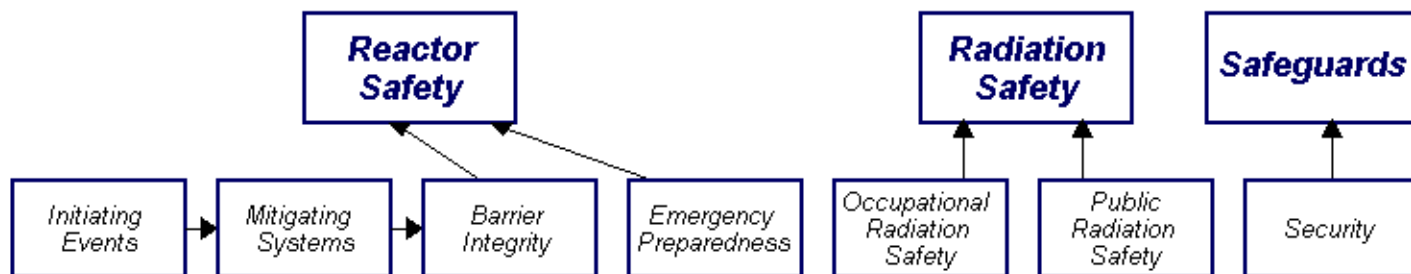
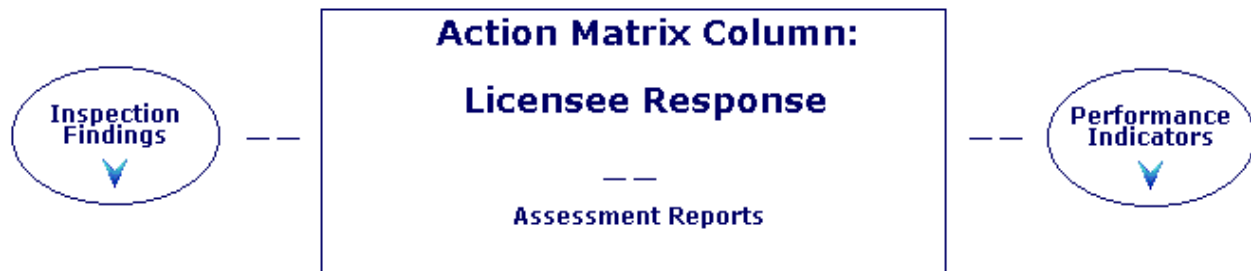
- 4Q/2011
- 3Q/2011
- 2Q/2011
- 1Q/2011

◆ **Cross Reference Of Assessment Reports**

- ◆ **List of Inspection Reports (IR)**
- ◆ **List of Security IR Cover Letters**
- ◆ **List of Assessment Letters/Inspection Plans**
- ◆ **Baseline Inspection Completion Information**

Last Modified: March 2, 2012

Comanche Peak 1 1Q/2012 Performance Summary

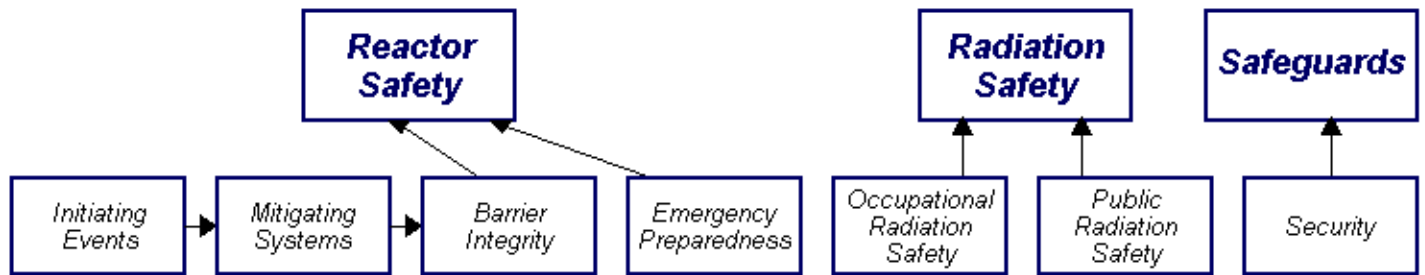


Performance Indicators

Unplanned Scrams (G)	Safety System Functional Failures (G)	Reactor Coolant System Activity (G)	Drill/Exercise Performance (G)	Occupational Exposure Control Effectiveness (G)	RETS/ODCM Radiological Effluent (G)
Unplanned Power Changes (G)	Emergency AC Power System (G)	Reactor Coolant System Leakage (G)	ERO Drill Participation (G)		
Unplanned Scrams with Complications (G)	High Pressure Injection System (G)		Alert and Notification System (G)		
	Heat Removal System (G)				
	Residual Heat Removal System (G)				
	Cooling Water Systems (G)				

Last Modified: April 25, 2012

Legend: R=Red W=White T=Thresholds under development N=Not Applicable
 Y=Yellow G=Green I=Insufficient data to calculate PI U=Unique Design



Most Significant Inspection Findings

1Q/2012	No findings this quarter	No findings this quarter	No findings this quarter	No findings this quarter	No findings this quarter	No findings this quarter
4Q/2011	No findings this quarter	G	No findings this quarter	G	G	No findings this quarter
3Q/2011	G	G	No findings this quarter	No findings this quarter	No findings this quarter	No findings this quarter
2Q/2011	G	G	G	G	No findings this quarter	No findings this quarter

Miscellaneous findings

Additional Inspection & Assessment Information

◆ **Assessment Reports/Inspection Plans:**

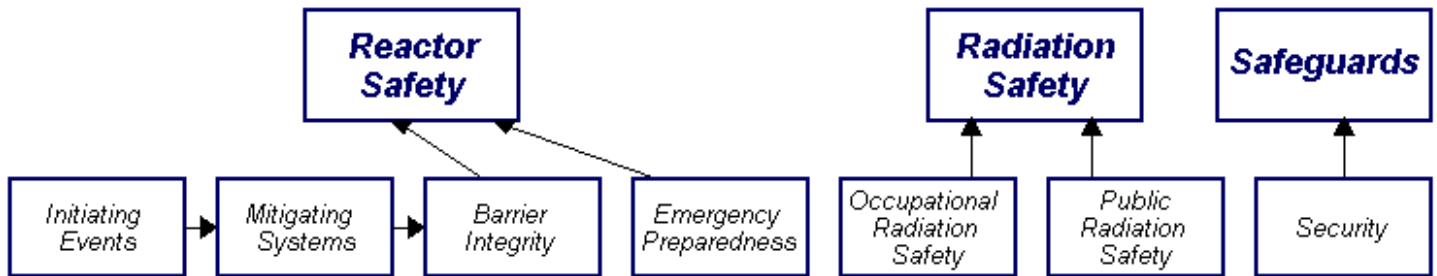
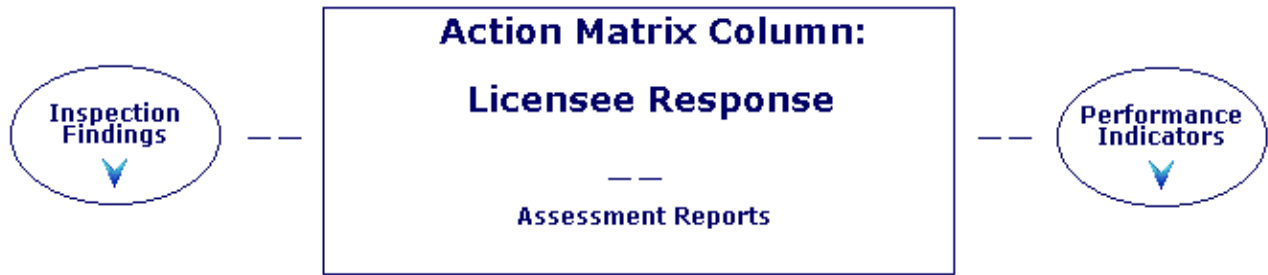
- 1Q/2012
- 4Q/2011
- 3Q/2011
- 2Q/2011

◆ **Cross Reference Of Assessment Reports**

- ◆ List of Inspection Reports (IR)
- ◆ List of Security IR Cover Letters
- ◆ List of Assessment Letters/Inspection Plans
- ◆ Baseline Inspection Completion Information

Last Modified: May 29, 2012

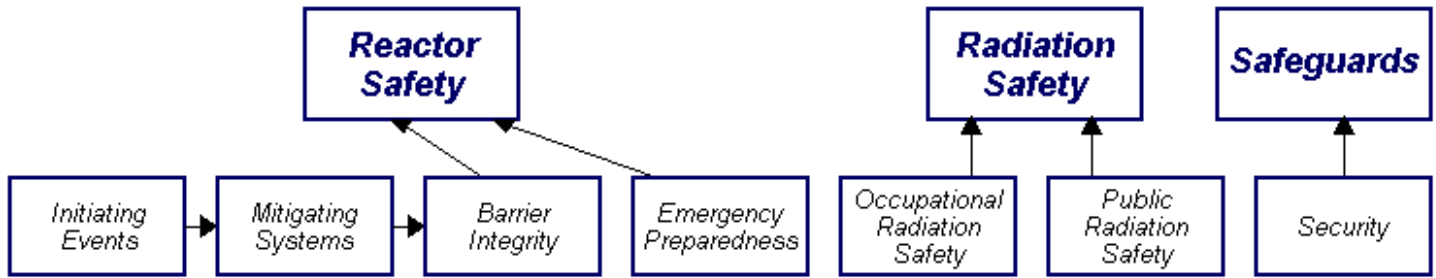
Comanche Peak 1 2Q/2012 Performance Summary



Performance Indicators

Unplanned Scrams (G)	Safety System Functional Failures (G)	Reactor Coolant System Activity (G)	Drill/Exercise Performance (G)	Occupational Exposure Control Effectiveness (G)	RETS/ODCM Radiological Effluent (G)	Protected Area Equipment (G)
Unplanned Power Changes (G)	Emergency AC Power System (G)	Reactor Coolant System Leakage (G)	ERD Drill Participation (G)			
Unplanned Scrams with Complications (G)	High Pressure Injection System (G)		Alert and Notification System (G)			
	Heat Removal System (G)					
	Residual Heat Removal System (G)					
	Cooling Water Systems (G)					

Last Modified: August 2, 2012



Most Significant Inspection Findings

	Initiating Events	Mitigating Systems	Barrier Integrity	Emergency Preparedness	Occupational Radiation Safety	Public Radiation Safety	Security
2Q/2012	No findings this quarter	G	No findings this quarter	No findings this quarter	No findings this quarter	No findings this quarter	No findings this quarter
1Q/2012	No findings this quarter	G	No findings this quarter	No findings this quarter	No findings this quarter	No findings this quarter	No findings this quarter
4Q/2011	No findings this quarter	G	No findings this quarter	G	G	No findings this quarter	G
3Q/2011	G	G	No findings this quarter	No findings this quarter	No findings this quarter	No findings this quarter	No findings this quarter

Miscellaneous findings

Additional Inspection & Assessment Information

◆ **Assessment Reports/Inspection Plans:**

- 2Q/2012
- 1Q/2012
- 4Q/2011
- 3Q/2011

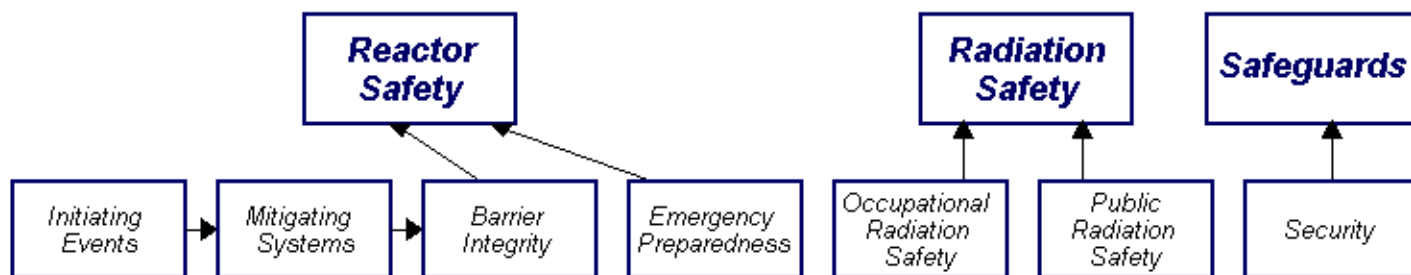
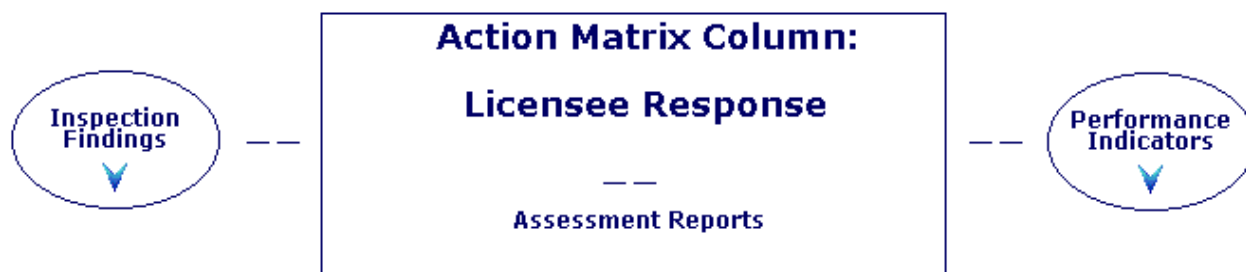
◆ **Cross Reference Of Assessment Reports**

◆ **List of Inspection Reports (IR)**

- ◆ **List of Security IR Cover Letters**
- ◆ **List of Assessment Letters/Inspection Plans**
- ◆ **Baseline Inspection Completion Information**

Last Modified: September 12, 2012

Comanche Peak 1 3Q/2012 Performance Summary

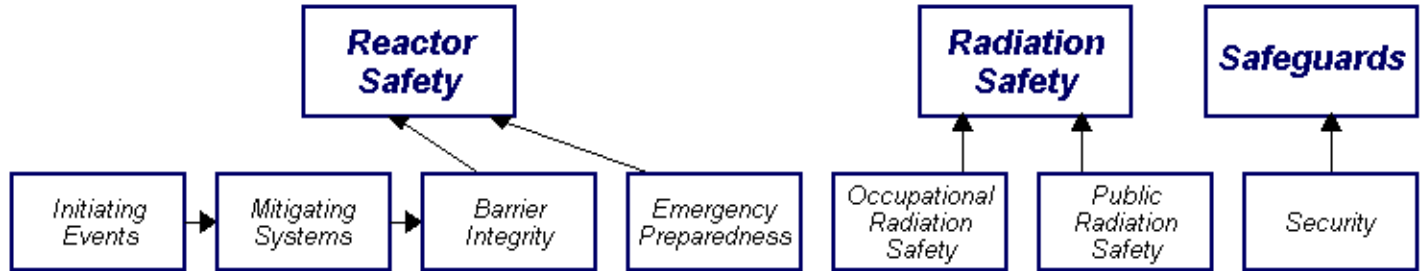


Performance Indicators

Unplanned Scrams (G)	Safety System Functional Failures (G)	Reactor Coolant System Activity (G)	Drill/Exercise Performance (G)	Occupational Exposure Control Effectiveness (G)	RETS/ODCM Radiological Effluent (G)	Protected Area Equipment (G)
Unplanned Power Changes (G)	Emergency AC Power System (G)	Reactor Coolant System Leakage (G)	ERO Drill Participation (G)			
Unplanned Scrams with Complications (G)	High Pressure Injection System (G)		Alert and Notification System (G)			
	Heat Removal System (G)					
	Residual Heat Removal System (G)					
	Cooling Water Systems (G)					

Last Modified: November 30, 2012

Legend: R=Red W=White GTG=Greater Than Green I=Insufficient Data to Calculate PI U=Unique Design
 Y=Yellow G=Green T=Thresholds under development N=Not Applicable D=Discrepant



Most Significant Inspection Findings

3Q/2012	No findings this quarter	No findings this quarter	No findings this quarter	No findings this quarter	No findings this quarter	No findings this quarter	G
2Q/2012	No findings this quarter	G	No findings this quarter	No findings this quarter	No findings this quarter	No findings this quarter	No findings this quarter
1Q/2012	No findings this quarter	G	No findings this quarter	No findings this quarter	No findings this quarter	No findings this quarter	No findings this quarter
4Q/2011	No findings this quarter	G	No findings this quarter	G	G	No findings this quarter	G

Miscellaneous findings

Additional Inspection & Assessment Information

◆ **Assessment Reports/Inspection Plans:**

- 3Q/2012
- 2Q/2012
- 1Q/2012
- 4Q/2011

◆ **Cross Reference Of Assessment Reports**

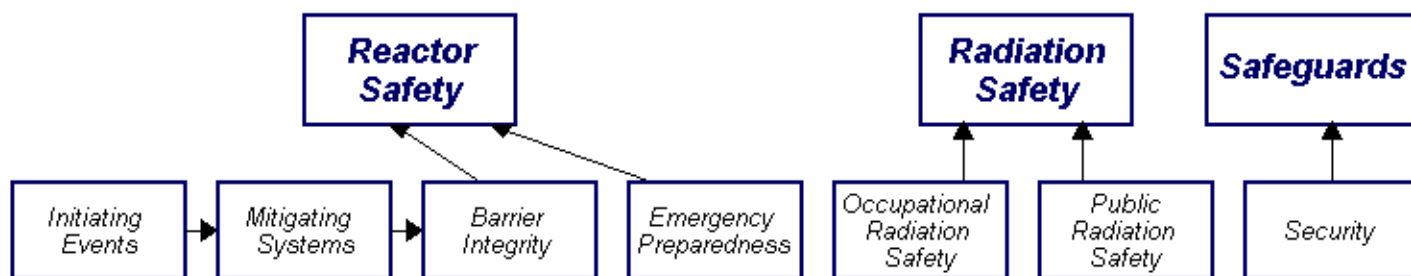
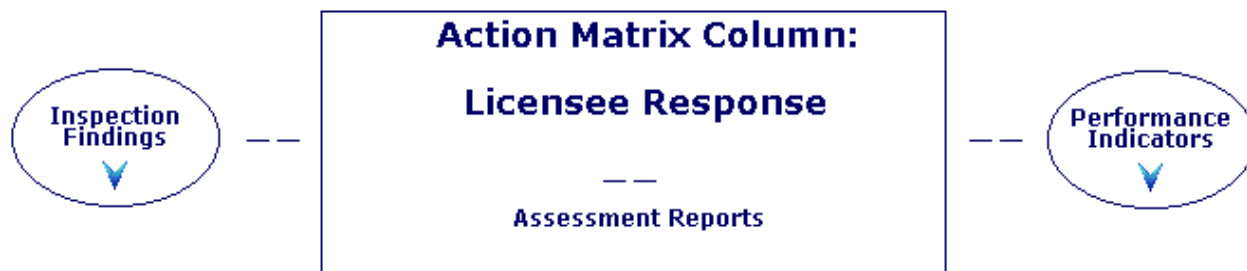
◆ **List of Inspection Reports (IR)**

- ◆ **List of Security IR Cover Letters**
- ◆ **List of Assessment Letters/Inspection Plans**
- ◆ **Baseline Inspection Completion Information**

Last Modified: November 30, 2012

[Action Matrix Summary](#) | [Inspection Findings Summary](#) | [PI Summary](#) | [Reactor Oversight Process](#)

Comanche Peak 1 4Q/2012 Performance Summary

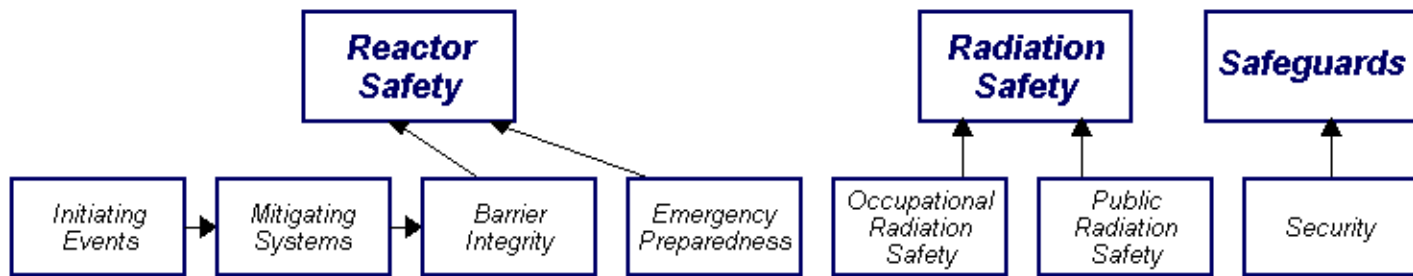


Performance Indicators

Unplanned Scrams (G)	Safety System Functional Failures (G)	Reactor Coolant System Activity (G)	Drill/Exercise Performance (G)	Occupational Exposure Control Effectiveness (G)	RETS/DDCM Radiological Effluent (G)	Protected Area Equipment (G)
Unplanned Power Changes (G)	Emergency AC Power System (G)	Reactor Coolant System Leakage (G)	ERO Drill Participation (G)			
Unplanned Scrams with Complications (G)	High Pressure Injection System (G)		Alert and Notification System (G)			
	Heat Removal System (G)					
	Residual Heat Removal System (G)					
	Cooling Water Systems (G)					

Last Modified: February 19, 2013

Legend: R=Red W=White CTG=Greater Than Green I=Insufficient Data to Calculate PI U=Unique Design
Y=Yellow G=Green T=Thresholds under development N=Not Applicable D=Discrepant



Most Significant Inspection Findings

	Initiating Events	Mitigating Systems	Barrier Integrity	Emergency Preparedness	Occupational Radiation Safety	Public Radiation Safety	Security
4Q/2012	No findings this quarter	No findings this quarter	No findings this quarter	No findings this quarter	No findings this quarter	No findings this quarter	No findings this quarter
3Q/2012	No findings this quarter	G	G	No findings this quarter	No findings this quarter	No findings this quarter	G
2Q/2012	No findings this quarter	G	No findings this quarter	No findings this quarter	No findings this quarter	No findings this quarter	No findings this quarter
1Q/2012	No findings this quarter	G	No findings this quarter	No findings this quarter	No findings this quarter	No findings this quarter	No findings this quarter

Miscellaneous findings

Additional Inspection & Assessment Information

◆ **Assessment Reports/Inspection Plans:**

4Q/2012

3Q/2012

2Q/2012

1Q/2012

◆ **Cross Reference Of Assessment Reports**

◆ **List of Inspection Reports (IR)**

◆ **List of Security IR Cover Letters**

◆ **List of Assessment Letters/Inspection Plans**

◆ **Baseline Inspection Completion Information**

Last Modified: February 28, 2013

Comanche Peak 1 1Q/2013 Performance Summary



Performance Indicators

Unplanned Scrams (G)	Safety System Functional Failures (G)	Reactor Coolant System Activity (G)	Drill/Exercise Performance (G)	Occupational Exposure Control Effectiveness (G)	RETS/ODCM Radiological Effluent (G)	Protected Area Equipment (G)
Unplanned Power Changes (G)	Emergency AC Power System (G)	Reactor Coolant System Leakage (G)	ERO Drill Participation (G)			
Unplanned Scrams with Complications (G)	High Pressure Injection System (G)		Alert and Notification System (G)			
	Heat Removal System (G)					
	Residual Heat Removal System (G)					
	Cooling Water Systems (G)					

Last Modified: April 23, 2013

Legend: R=Red W=White GTG=Greater Than Green I=Insufficient Data to Calculate PI U=Unique Design
 Y=Yellow G=Green T=Thresholds under development N=Not Applicable D=Discrepant



Most Significant Inspection Findings

1Q/2013	G	G	No findings this quarter	No findings this quarter	No findings this quarter	No findings this quarter	G
4Q/2012	No findings this quarter	No findings this quarter	No findings this quarter	No findings this quarter	No findings this quarter	No findings this quarter	No findings this quarter
3Q/2012	No findings this quarter	G	G	No findings this quarter	No findings this quarter	No findings this quarter	G
2Q/2012	No findings this quarter	G	No findings this quarter	No findings this quarter	No findings this quarter	No findings this quarter	No findings this quarter

Miscellaneous findings

Additional Inspection & Assessment Information

◆ **Assessment Reports/Inspection Plans:**

- 1Q/2013
- 4Q/2012
- 3Q/2012
- 2Q/2012

◆ **Cross Reference Of Assessment Reports**

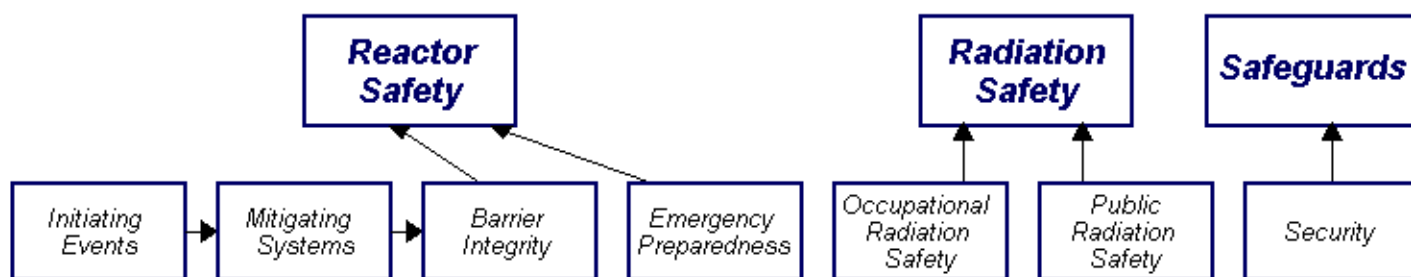
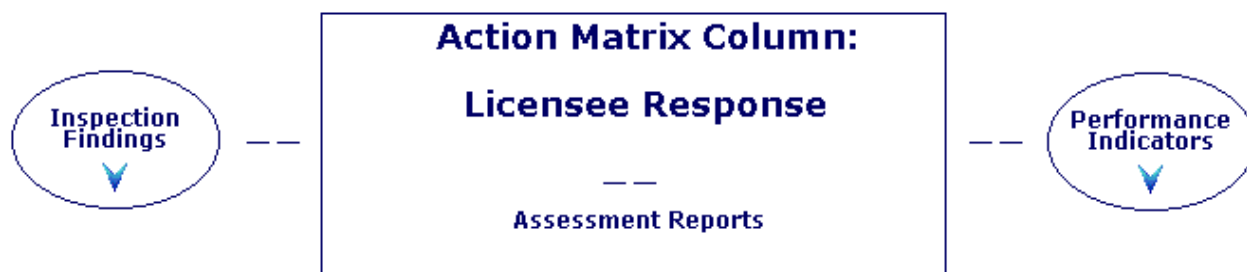
◆ **List of Inspection Reports (IR)**

- ◆ List of Security IR Cover Letters
- ◆ List of Assessment Letters/Inspection Plans
- ◆ Baseline Inspection Completion Information

Last Modified: June 4, 2013

[Action Matrix Summary](#) | [Inspection Findings Summary](#) | [PI Summary](#) | [Reactor Oversight Process](#)

Comanche Peak 1 2Q/2013 Performance Summary

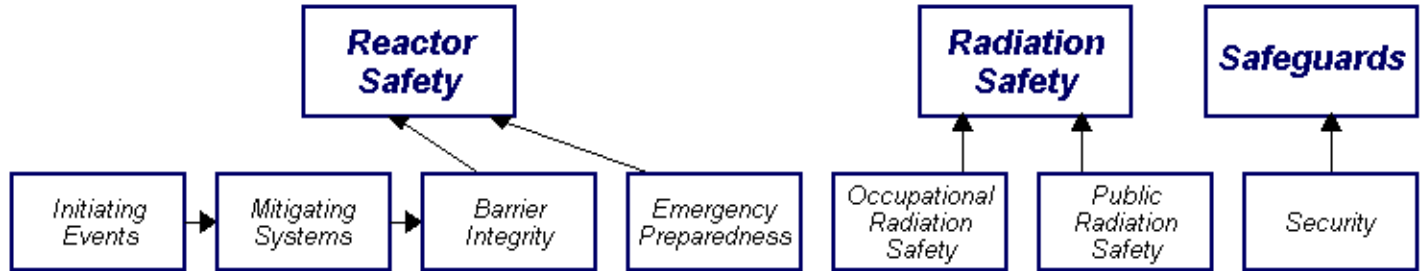


Performance Indicators

Unplanned Scrams (G)	Safety System Functional Failures (G)	Reactor Coolant System Activity (G)	Drill/Exercise Performance (G)	Occupational Exposure Control Effectiveness (G)	RETS/ODCM Radiological Effluent (G)	Protected Area Equipment (G)
Unplanned Power Changes (G)	Emergency AC Power System (G)	Reactor Coolant System Leakage (G)	ERO Drill Participation (G)			
Unplanned Scrams with Complications (G)	High Pressure Injection System (G)		Alert and Notification System (G)			
	Heat Removal System (G)					
	Residual Heat Removal System (G)					
	Cooling Water Systems (G)					

Last Modified: August 19, 2013

Legend: R=Red W=White GTG=Greater Than Green I=Insufficient Data to Calculate PI U=Unique Design
 Y=Yellow G=Green T=Thresholds under development N=Not Applicable D=Discrepant



Most Significant Inspection Findings

2Q/2013	G	G	No findings this quarter	No findings this quarter	No findings this quarter	No findings this quarter	No findings this quarter
1Q/2013	G	G	No findings this quarter	No findings this quarter	No findings this quarter	No findings this quarter	G
4Q/2012	No findings this quarter	No findings this quarter	No findings this quarter	No findings this quarter	No findings this quarter	No findings this quarter	No findings this quarter
3Q/2012	No findings this quarter	G	G	No findings this quarter	No findings this quarter	No findings this quarter	G

Miscellaneous findings

Additional Inspection & Assessment Information

◆ Assessment Reports/Inspection Plans:

- 2Q/2013
- 1Q/2013
- 4Q/2012
- 3Q/2012

◆ Cross Reference Of Assessment Reports

◆ List of Inspection Reports (IR)

◆ List of Security IR Cover Letters

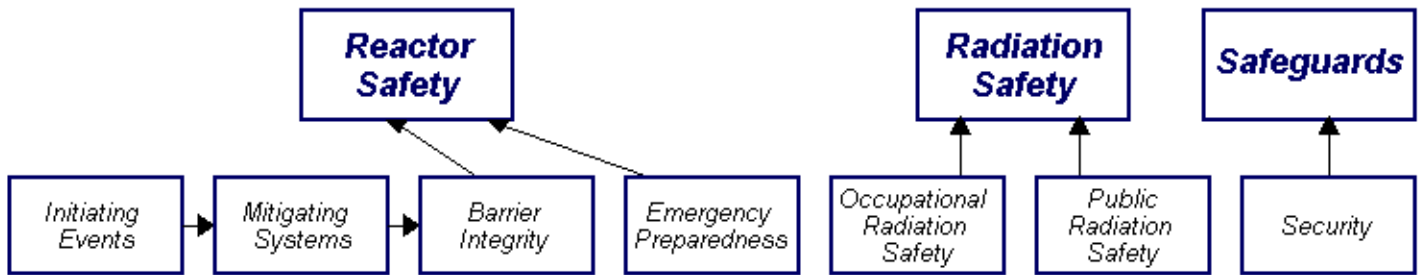
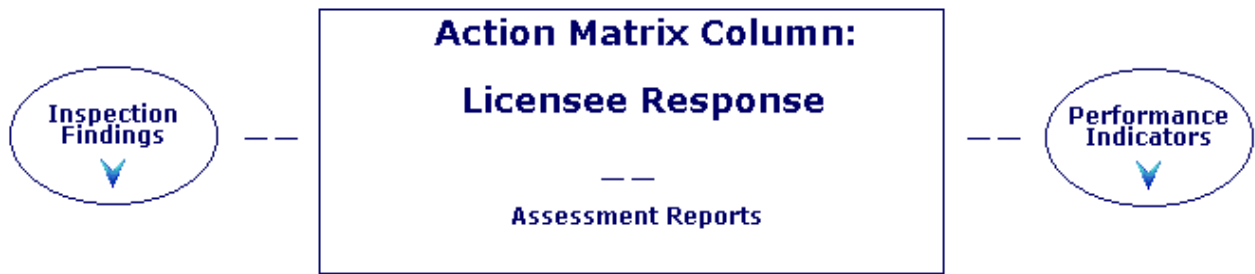
◆ List of Assessment Letters/Inspection Plans

◆ Baseline Inspection Completion Information

Last Modified: September 3, 2013

[Action Matrix Summary](#) | [Inspection Findings Summary](#) | [PI Summary](#) | [Reactor Oversight Process](#)

Comanche Peak 1 3Q/2013 Performance Summary

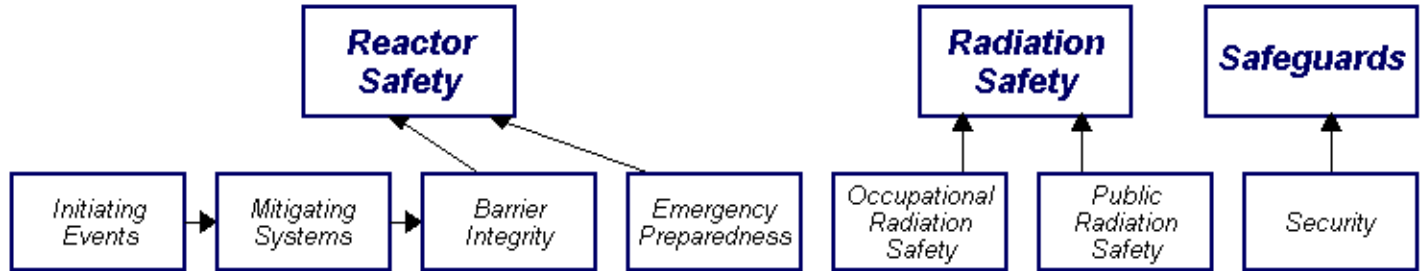


Performance Indicators

Unplanned Scrams (G)	Safety System Functional Failures (G)	Reactor Coolant System Activity (G)	Drill/Exercise Performance (G)	Occupational Exposure Control Effectiveness (G)	RETS/ODCM Radiological Effluent (G)	Protected Area Equipment (G)
Unplanned Power Changes (G)	Emergency AC Power System (G)	Reactor Coolant System Leakage (G)	ERO Drill Participation (G)			
Unplanned Scrams with Complications (G)	High Pressure Injection System (G)		Alert and Notification System (G)			
	Heat Removal System (G)					
	Residual Heat Removal System (G)					
	Cooling Water Systems (G)					

Last Modified: November 1, 2013

Legend: R=Red W=White GTG=Greater Than Green I=Insufficient Data to Calculate PI U=Unique Design
 Y=Yellow G=Green T=Thresholds under development N=Not Applicable D=Discrepant



Most Significant Inspection Findings

	Initiating Events	Mitigating Systems	Barrier Integrity	Emergency Preparedness	Occupational Radiation Safety	Public Radiation Safety	Security
3Q/2013	G	G	No findings this quarter	No findings this quarter	No findings this quarter	No findings this quarter	No findings this quarter
2Q/2013	G	G	No findings this quarter	No findings this quarter	No findings this quarter	No findings this quarter	No findings this quarter
1Q/2013	G	G	No findings this quarter	No findings this quarter	No findings this quarter	No findings this quarter	G
4Q/2012	No findings this quarter	No findings this quarter	No findings this quarter	No findings this quarter	No findings this quarter	No findings this quarter	No findings this quarter

Miscellaneous findings

Additional Inspection & Assessment Information

◆ Assessment Reports/Inspection Plans:

- 3Q/2013
- 2Q/2013
- 1Q/2013
- 4Q/2012

◆ Cross Reference Of Assessment Reports

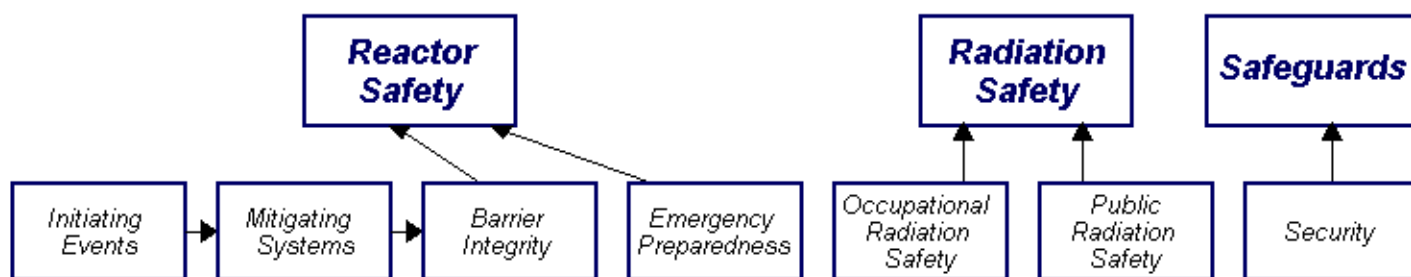
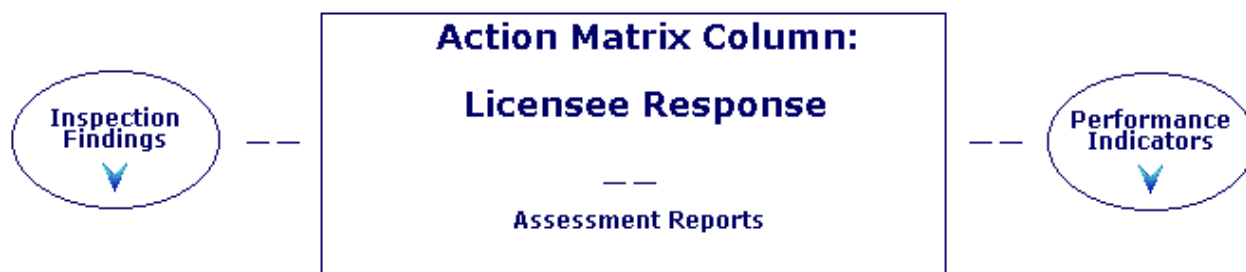
◆ List of Inspection Reports (IR)

- ◆ List of Security IR Cover Letters
- ◆ List of Assessment Letters/Inspection Plans
- ◆ Baseline Inspection Completion Information

Last Modified: December 3, 2013

[Action Matrix Summary](#) | [Inspection Findings Summary](#) | [PI Summary](#) | [Reactor Oversight Process](#)

Comanche Peak 1 4Q/2013 Performance Summary

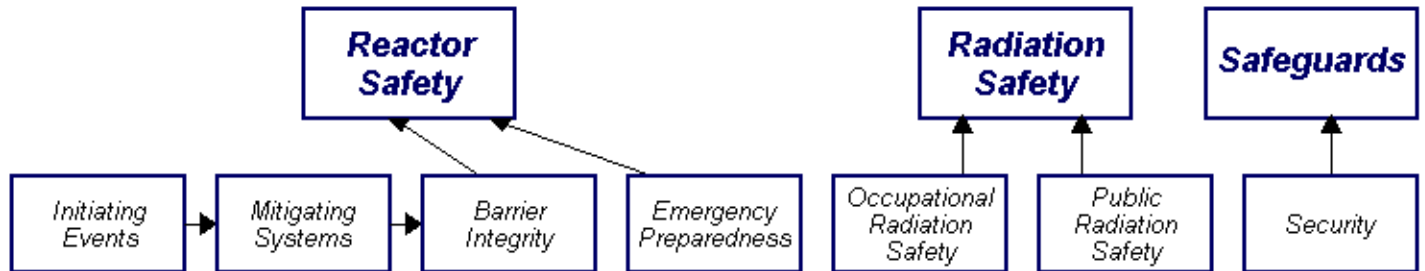


Performance Indicators

Unplanned Scrams (G)	Safety System Functional Failures (G)	Reactor Coolant System Activity (G)	Drill/Exercise Performance (G)	Occupational Exposure Control Effectiveness (G)	RETS/ODCM Radiological Effluent (G)	Protected Area Equipment (G)
Unplanned Power Changes (G)	Emergency AC Power System (G)	Reactor Coolant System Leakage (G)	ERO Drill Participation (G)			
Unplanned Scrams with Complications (G)	High Pressure Injection System (G)		Alert and Notification System (G)			
	Heat Removal System (G)					
	Residual Heat Removal System (G)					
	Cooling Water Systems (G)					

Last Modified: January 22, 2014

Legend: R=Red W=White GTG=Greater Than Green I=Insufficient Data to Calculate PI U=Unique Design
 Y=Yellow G=Green T=Thresholds under development N=Not Applicable D=Discrepant



Most Significant Inspection Findings

	Initiating Events	Mitigating Systems	Barrier Integrity	Emergency Preparedness	Occupational Radiation Safety	Public Radiation Safety	Security
4Q/2013	No findings this quarter	G	No findings this quarter	No findings this quarter	No findings this quarter	No findings this quarter	No findings this quarter
3Q/2013	G	G	No findings this quarter	No findings this quarter	No findings this quarter	No findings this quarter	No findings this quarter
2Q/2013	G	G	No findings this quarter	No findings this quarter	No findings this quarter	No findings this quarter	No findings this quarter
1Q/2013	G	G	No findings this quarter	No findings this quarter	No findings this quarter	No findings this quarter	G

Miscellaneous findings

Additional Inspection & Assessment Information

◆ Assessment Reports/Inspection Plans:

- 4Q/2013
- 3Q/2013
- 2Q/2013
- 1Q/2013

◆ Cross Reference Of Assessment Reports

◆ List of Inspection Reports (IR)

◆ List of Security IR Cover Letters

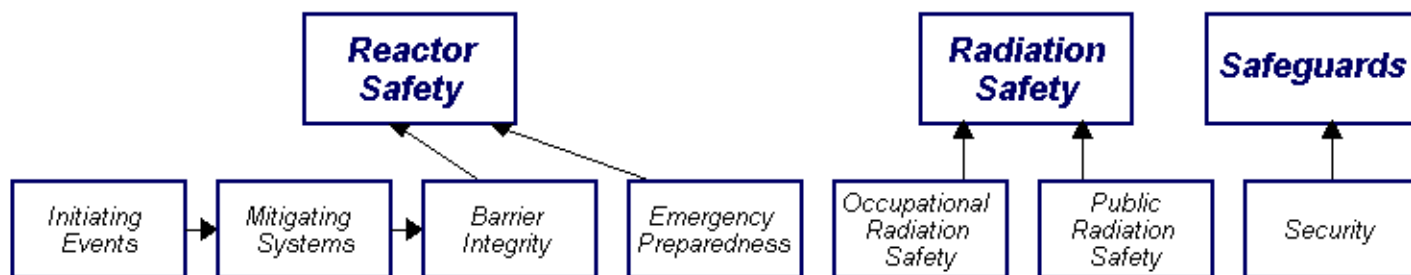
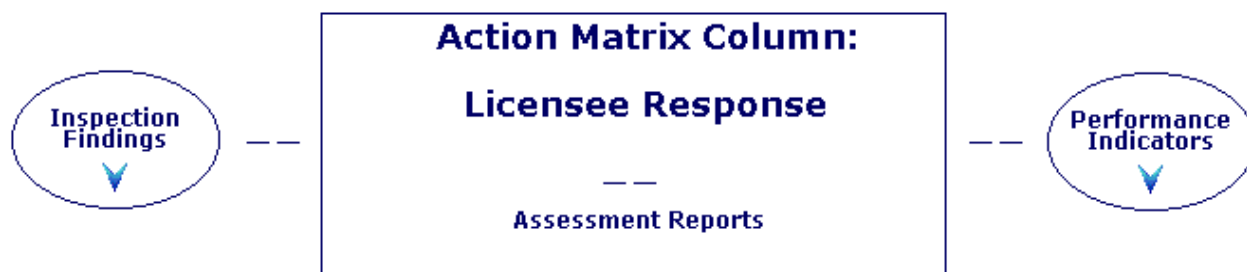
◆ List of Assessment Letters/Inspection Plans

◆ Baseline Inspection Completion Information

Last Modified: February 24, 2014

[Action Matrix Summary](#) | [Inspection Findings Summary](#) | [PI Summary](#) | [Reactor Oversight Process](#)

Comanche Peak 1 1Q/2014 Performance Summary

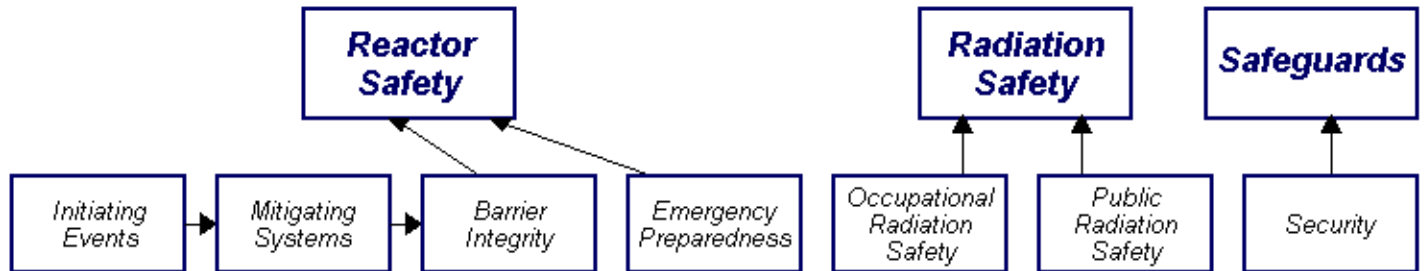


Performance Indicators

Unplanned Scrams (G)	Safety System Functional Failures (G)	Reactor Coolant System Activity (G)	Drill/Exercise Performance (G)	Occupational Exposure Control Effectiveness (G)	RETS/ODCM Radiological Effluent (G)	Protected Area Equipment (G)
Unplanned Power Changes (G)	Emergency AC Power System (G)	Reactor Coolant System Leakage (G)	ERO Drill Participation (G)			
Unplanned Scrams with Complications (G)	High Pressure Injection System (G)		Alert and Notification System (G)			
	Heat Removal System (G)					
	Residual Heat Removal System (G)					
	Cooling Water Systems (G)					

Last Modified: April 23, 2014

Legend: R=Red W=White GTG=Greater Than Green I=Insufficient Data to Calculate PI U=Unique Design
 Y=Yellow G=Green T=Thresholds under development N=Not Applicable D=Discrepant



Most Significant Inspection Findings

1Q/2014	No findings this quarter	No findings this quarter	G	No findings this quarter	No findings this quarter	No findings this quarter	No findings this quarter
4Q/2013	No findings this quarter	G	No findings this quarter	No findings this quarter	No findings this quarter	No findings this quarter	No findings this quarter
3Q/2013	No findings this quarter	G	No findings this quarter	No findings this quarter	No findings this quarter	No findings this quarter	No findings this quarter
2Q/2013	G	G	No findings this quarter	No findings this quarter	No findings this quarter	No findings this quarter	No findings this quarter

Miscellaneous findings

Additional Inspection & Assessment Information

◆ **Assessment Reports/Inspection Plans:**

- 1Q/2014
- 4Q/2013
- 3Q/2013
- 2Q/2013

◆ **Cross Reference Of Assessment Reports**

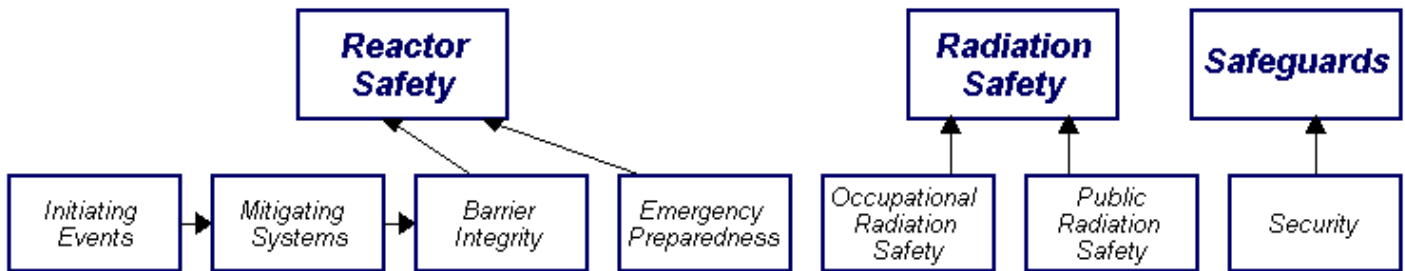
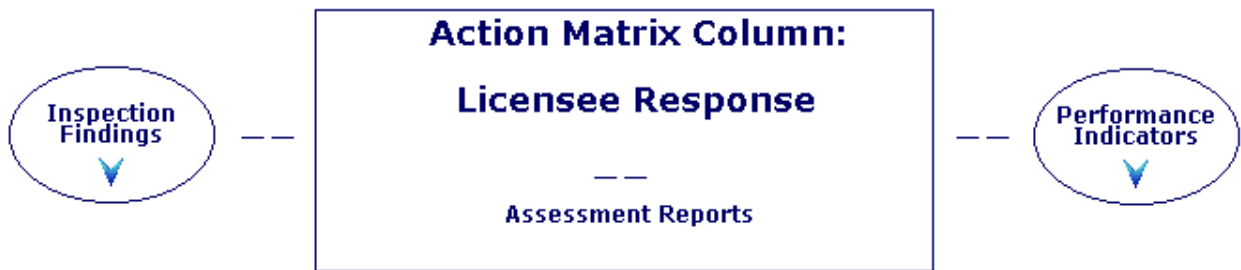
◆ **List of Inspection Reports (IR)**

- ◆ List of Security IR Cover Letters
- ◆ List of Assessment Letters/Inspection Plans
- ◆ Baseline Inspection Completion Information

Last Modified: May 30, 2014

[Action Matrix Summary](#) | [Inspection Findings Summary](#) | [PI Summary](#) | [Reactor Oversight Process](#)

Comanche Peak 1 2Q/2014 Performance Summary

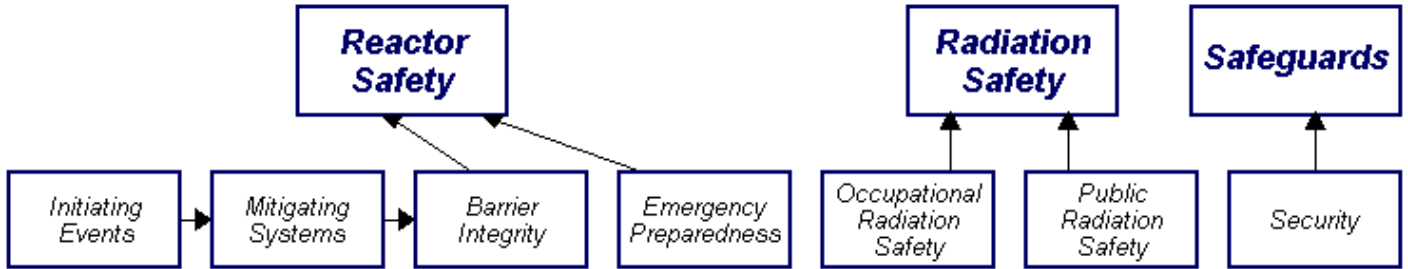


Performance Indicators

Unplanned Scrams (G)	Safety System Functional Failures (G)	Reactor Coolant System Activity (G)	Drill/Exercise Performance (G)	Occupational Exposure Control Effectiveness (G)	RETS/ODCM Radiological Effluent (G)	Protected Area Equipment (G)
Unplanned Power Changes (G)	Emergency AC Power System (G)	Reactor Coolant System Leakage (G)	ERO Drill Participation (G)			
Unplanned Scrams with Complications (G)	High Pressure Injection System (G)		Alert and Notification System (G)			
	Heat Removal System (G)					
	Residual Heat Removal System (G)					
	Cooling Water Systems (G)					

Last Modified: August 29, 2014

Legend: R=Red W=White GTG=Greater Than Green I=Insufficient Data to Calculate PI U=Unique Design
 Y=Yellow G=Green T=Thresholds under development N=Not Applicable D=Discrepant



Most Significant Inspection Findings

2Q/2014	G	G	G	No findings this quarter	G	No findings this quarter	No findings this quarter
1Q/2014	No findings this quarter	No findings this quarter	G	No findings this quarter	No findings this quarter	No findings this quarter	No findings this quarter
4Q/2013	No findings this quarter	G	No findings this quarter	No findings this quarter	No findings this quarter	No findings this quarter	No findings this quarter
3Q/2013	No findings this quarter	G	No findings this quarter	No findings this quarter	No findings this quarter	No findings this quarter	No findings this quarter

Miscellaneous findings

Additional Inspection & Assessment Information

◆ **Assessment Reports/Inspection Plans:**

- 2Q/2014
- 1Q/2014
- 4Q/2013
- 3Q/2013

◆ **Cross Reference Of Assessment Reports**

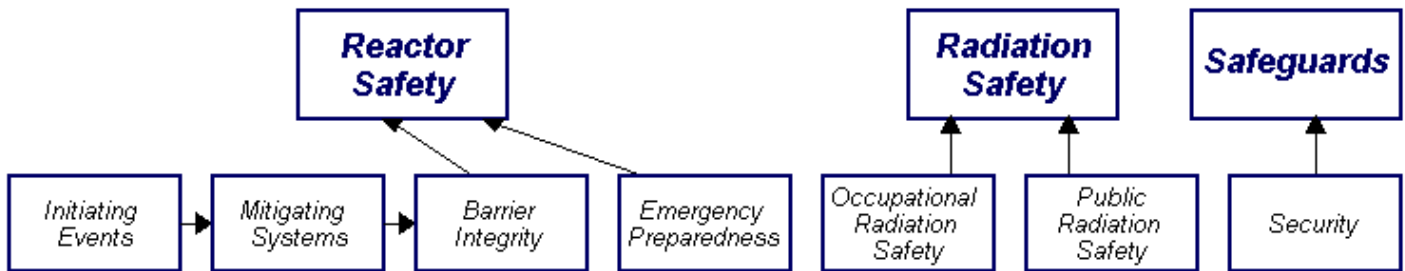
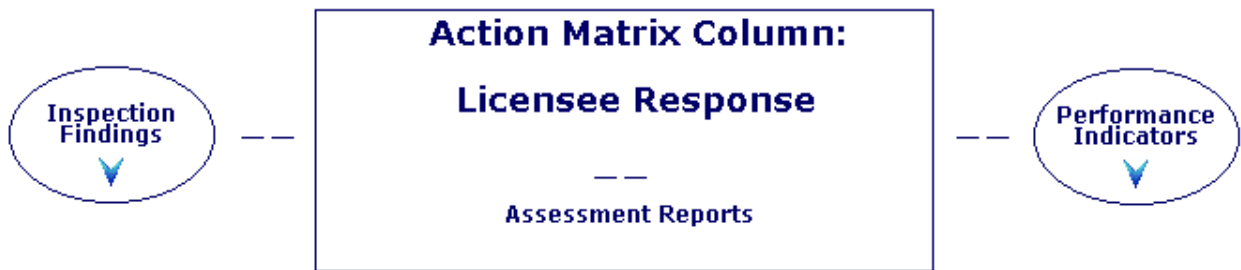
◆ **List of Inspection Reports (IR)**

- ◆ List of Security IR Cover Letters
- ◆ List of Assessment Letters/Inspection Plans
- ◆ Baseline Inspection Completion Information

Last Modified: August 29, 2014

[Action Matrix Summary](#) | [Inspection Findings Summary](#) | [PI Summary](#) | [Reactor Oversight Process](#)

Comanche Peak 1 3Q/2014 Performance Summary

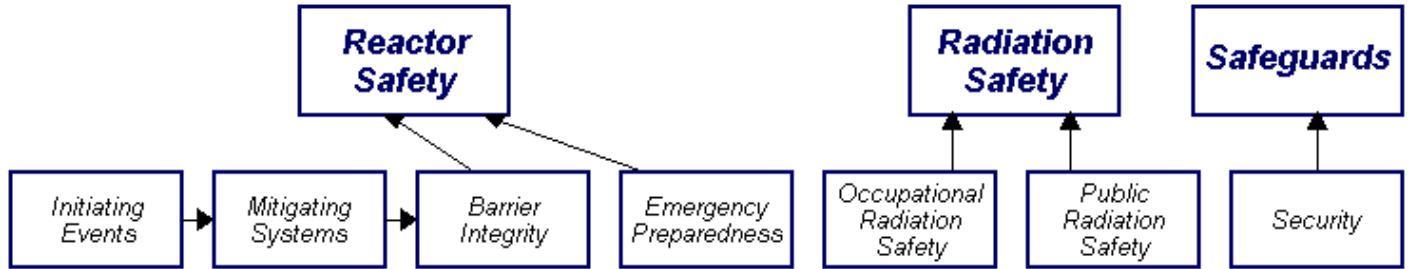


Performance Indicators

Unplanned Scrams (G)	Safety System Functional Failures (G)	Reactor Coolant System Activity (G)	Drill/Exercise Performance (G)	Occupational Exposure Control Effectiveness (G)	RETS/ODCM Radiological Effluent (G)	Protected Area Equipment (G)
Unplanned Power Changes (G)	Emergency AC Power System (G)	Reactor Coolant System Leakage (G)	ERO Drill Participation (G)			
Unplanned Scrams with Complications (G)	High Pressure Injection System (G)		Alert and Notification System (G)			
	Heat Removal System (G)					
	Residual Heat Removal System (G)					
	Cooling Water Systems (G)					

Last Modified: November 3, 2014

Legend: R=Red W=White GTG=Greater Than Green I=Insufficient Data to Calculate PI U=Unique Design
 Y=Yellow G=Green T=Thresholds under development N=Not Applicable D=Discrepant



Most Significant Inspection Findings

	Initiating Events	Mitigating Systems	Barrier Integrity	Emergency Preparedness	Occupational Radiation Safety	Public Radiation Safety	Security
3Q/2014	G	G	No findings this quarter	G	No findings this quarter	No findings this quarter	No findings this quarter
2Q/2014	G	G	G	No findings this quarter	G	No findings this quarter	No findings this quarter
1Q/2014	No findings this quarter	No findings this quarter	G	No findings this quarter	No findings this quarter	No findings this quarter	No findings this quarter
4Q/2013	No findings this quarter	G	No findings this quarter	No findings this quarter	No findings this quarter	No findings this quarter	No findings this quarter

Miscellaneous findings

Additional Inspection & Assessment Information

◆ **Assessment Reports/Inspection Plans:**

- 3Q/2014
- 2Q/2014
- 1Q/2014
- 4Q/2013

◆ **Cross Reference Of Assessment Reports**

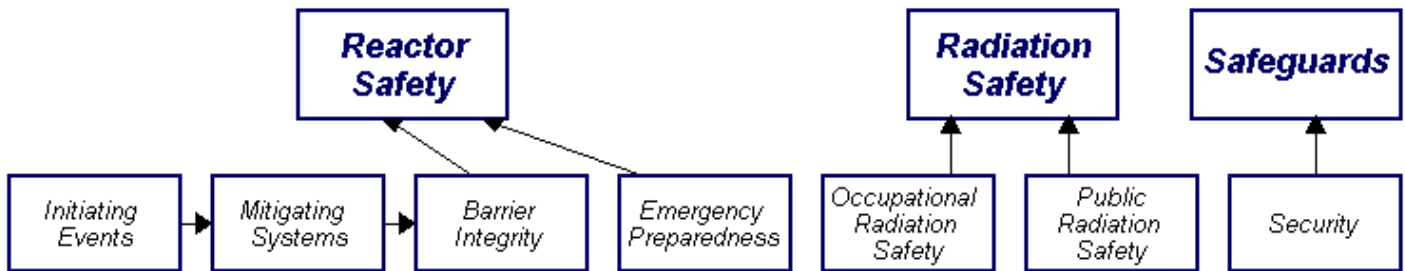
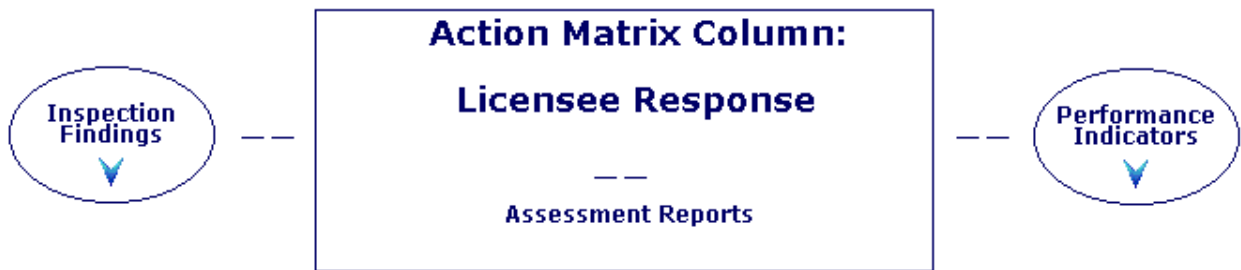
◆ **List of Inspection Reports (IR)**

- ◆ List of Security IR Cover Letters
- ◆ List of Assessment Letters/Inspection Plans
- ◆ Baseline Inspection Completion Information

Last Modified: November 26, 2014

[Action Matrix Summary](#) | [Inspection Findings Summary](#) | [PI Summary](#) | [Reactor Oversight Process](#)

Comanche Peak 1 4Q/2014 Performance Summary

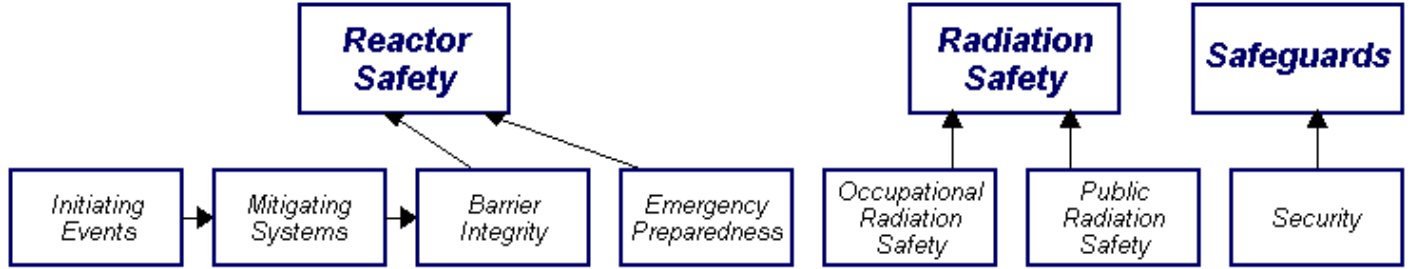


Performance Indicators

Unplanned Scrams (G)	Safety System Functional Failures (G)	Reactor Coolant System Activity (G)	Drill/Exercise Performance (G)	Occupational Exposure Control Effectiveness (G)	RETS/ODCM Radiological Effluent (G)	Protected Area Equipment (G)
Unplanned Power Changes (G)	Emergency AC Power System (G)	Reactor Coolant System Leakage (G)	ERO Drill Participation (G)			
Unplanned Scrams with Complications (G)	High Pressure Injection System (G)		Alert and Notification System (G)			
	Heat Removal System (G)					
	Residual Heat Removal System (G)					
	Cooling Water Systems (G)					

Last Modified: February 3, 2015

Legend: R=Red W=White GTG=Greater Than Green I=Insufficient Data to Calculate PI U=Unique Design
 Y=Yellow G=Green T=Thresholds under development N=Not Applicable D=Discrepant



Most Significant Inspection Findings

	Initiating Events	Mitigating Systems	Barrier Integrity	Emergency Preparedness	Occupational Radiation Safety	Public Radiation Safety	Security
4Q/2014	No findings this quarter	No findings this quarter	No findings this quarter	No findings this quarter	No findings this quarter	No findings this quarter	No findings this quarter
3Q/2014	G	G	No findings this quarter	G	No findings this quarter	No findings this quarter	No findings this quarter
2Q/2014	G	G	G	No findings this quarter	G	No findings this quarter	No findings this quarter
1Q/2014	No findings this quarter	No findings this quarter	G	No findings this quarter	No findings this quarter	No findings this quarter	No findings this quarter

Miscellaneous findings

Additional Inspection & Assessment Information

◆ Assessment Reports/Inspection Plans:

- 4Q/2014
- 3Q/2014
- 2Q/2014
- 1Q/2014

◆ Cross Reference Of Assessment Reports

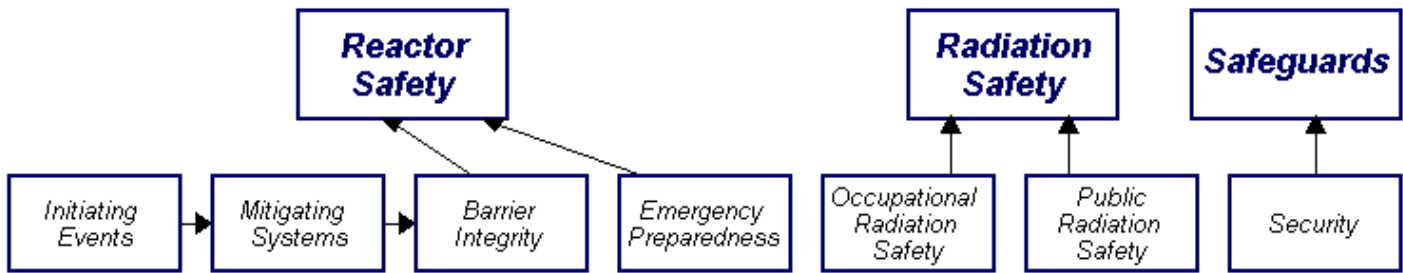
◆ List of Inspection Reports (IR)

- ◆ List of Security IR Cover Letters
- ◆ List of Assessment Letters/Inspection Plans
- ◆ Baseline Inspection Completion Information

Last Modified: February 26, 2015

[Action Matrix Summary](#) | [Inspection Findings Summary](#) | [PI Summary](#) | [Reactor Oversight Process](#)

Comanche Peak 1 1Q/2015 Performance Summary



Performance Indicators

Unplanned Scrams (G)	Safety System Functional Failures (G)	Reactor Coolant System Activity (G)	Drill/Exercise Performance (G)	Occupational Exposure Control Effectiveness (G)	RETS/ODCM Radiological Effluent (G)	Protected Area Equipment (G)
Unplanned Power Changes (G)	Emergency AC Power System (G)	Reactor Coolant System Leakage (G)	ERO Drill Participation (G)			
Unplanned Scrams with Complications (G)	High Pressure Injection System (G)		Alert and Notification System (G)			
	Heat Removal System (G)					
	Residual Heat Removal System (G)					
	Cooling Water Systems (G)					

Last Modified: April 23, 2015

Legend: R=Red W=White GTG=Greater Than Green I=Insufficient Data to Calculate PI U=Unique Design
 Y=Yellow G=Green T=Thresholds under development N=Not Applicable D=Discrepant



Most Significant Inspection Findings

	Initiating Events	Mitigating Systems	Barrier Integrity	Emergency Preparedness	Occupational Radiation Safety	Public Radiation Safety	Security
1Q/2015	No findings this quarter	No findings this quarter	No findings this quarter	No findings this quarter	No findings this quarter	No findings this quarter	No findings this quarter
4Q/2014	No findings this quarter	No findings this quarter	No findings this quarter	No findings this quarter	No findings this quarter	No findings this quarter	No findings this quarter
3Q/2014	G	G	No findings this quarter	G	No findings this quarter	No findings this quarter	No findings this quarter
2Q/2014	G	G	G	No findings this quarter	G	No findings this quarter	No findings this quarter

Miscellaneous findings

Additional Inspection & Assessment Information

◆ Assessment Reports/Inspection Plans:

- 1Q/2015
- 4Q/2014
- 3Q/2014
- 2Q/2014

◆ Cross Reference Of Assessment Reports

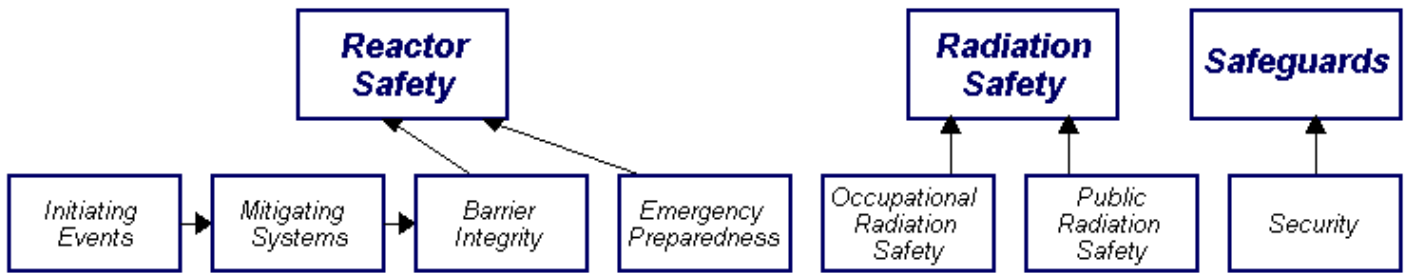
◆ List of Inspection Reports (IR)

- ◆ List of Security IR Cover Letters
- ◆ List of Assessment Letters/Inspection Plans
- ◆ Baseline Inspection Completion Information

Last Modified: June 16, 2015

[Action Matrix Summary](#) | [Inspection Findings Summary](#) | [PI Summary](#) | [Reactor Oversight Process](#)

Comanche Peak 1 2Q/2015 Performance Summary

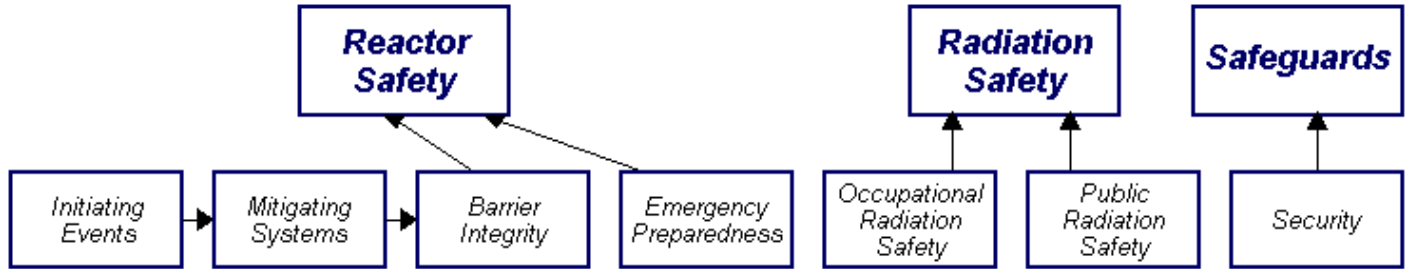


Performance Indicators

Unplanned Scrams (G)	Safety System Functional Failures (G)	Reactor Coolant System Activity (G)	Drill/Exercise Performance (G)	Occupational Exposure Control Effectiveness (G)	RETS/ODCM Radiological Effluent (G)	Protected Area Equipment (G)
Unplanned Power Changes (G)	Emergency AC Power System (G)	Reactor Coolant System Leakage (G)	ERO Drill Participation (G)			
Unplanned Scrams with Complications (G)	High Pressure Injection System (G)		Alert and Notification System (G)			
	Heat Removal System (G)					
	Residual Heat Removal System (G)					
	Cooling Water Systems (G)					

Last Modified: August 4, 2015

Legend: R=Red W=White GTG=Greater Than Green I=Insufficient Data to Calculate PI U=Unique Design
 Y=Yellow G=Green T=Thresholds under development N=Not Applicable D=Discrepant



Most Significant Inspection Findings

2Q/2015	No findings this quarter	No findings this quarter	No findings this quarter	No findings this quarter	No findings this quarter	No findings this quarter	G
1Q/2015	G	G	No findings this quarter	No findings this quarter	No findings this quarter	G	GTG
4Q/2014	No findings this quarter	No findings this quarter	No findings this quarter	No findings this quarter	No findings this quarter	No findings this quarter	No findings this quarter
3Q/2014	G	G	No findings this quarter	G	No findings this quarter	No findings this quarter	No findings this quarter

Miscellaneous findings

Additional Inspection & Assessment Information

◆ **Assessment Reports/Inspection Plans:**

- 2Q/2015
- 1Q/2015
- 4Q/2014
- 3Q/2014

◆ **Cross Reference Of Assessment Reports**

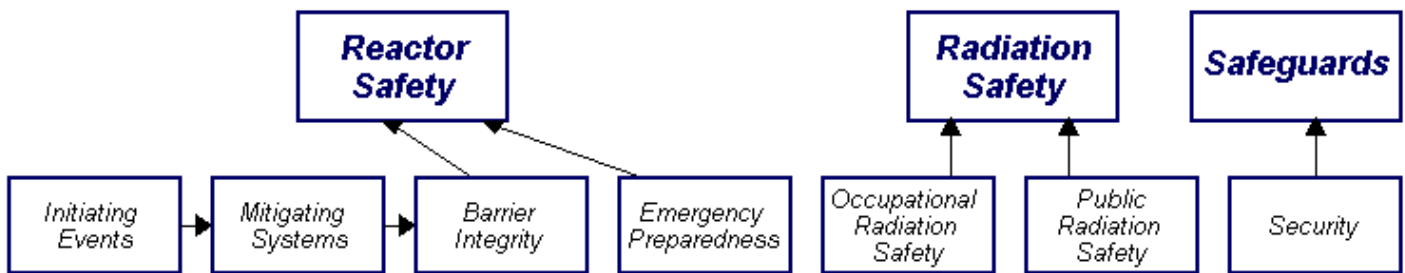
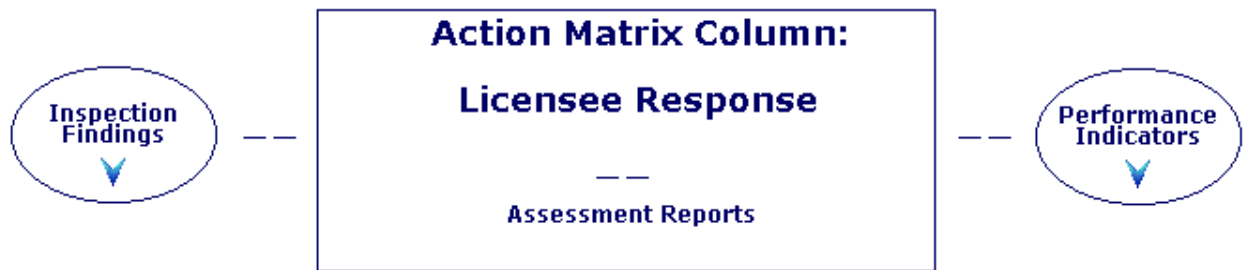
◆ **List of Inspection Reports (IR)**

- ◆ **List of Security IR Cover Letters**
- ◆ **List of Assessment Letters/Inspection Plans**
- ◆ **Baseline Inspection Completion Information**

Last Modified: August 7, 2015

[Action Matrix Summary](#) | [Inspection Findings Summary](#) | [PI Summary](#) | [Reactor Oversight Process](#)

Comanche Peak 1 3Q/2015 Performance Summary

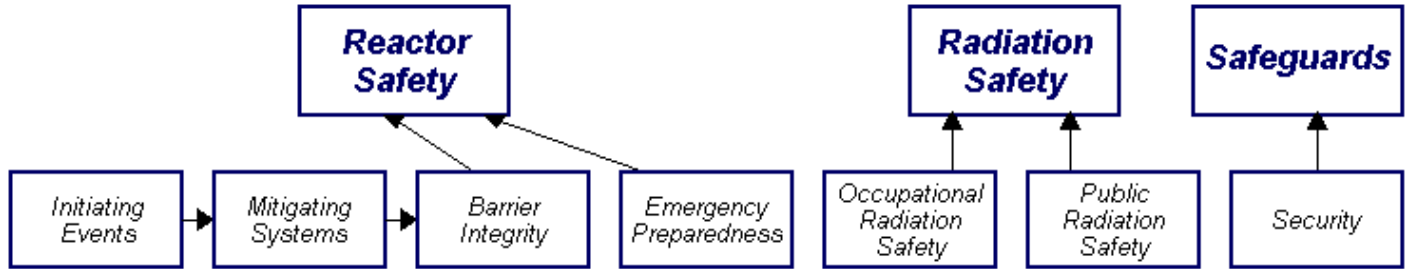


Performance Indicators

Unplanned Scrams (G)	Safety System Functional Failures (G)	Reactor Coolant System Activity (G)	Drill/Exercise Performance (G)	Occupational Exposure Control Effectiveness (G)	RETS/ODCM Radiological Effluent (G)	Protected Area Equipment (G)
Unplanned Power Changes (G)	Emergency AC Power System (G)	Reactor Coolant System Leakage (G)	ERO Drill Participation (G)			
Unplanned Scrams with Complications (G)	High Pressure Injection System (G)		Alert and Notification System (G)			
	Heat Removal System (G)					
	Residual Heat Removal System (G)					
	Cooling Water Systems (G)					

Last Modified: December 15, 2015

Legend: R=Red W=White GTG=Greater Than Green I=Insufficient Data to Calculate PI U=Unique Design
 Y=Yellow G=Green T=Thresholds under development N=Not Applicable D=Discrepant



Most Significant Inspection Findings

3Q/2015	G	G	No findings this quarter	No findings this quarter	No findings this quarter	No findings this quarter	No findings this quarter
2Q/2015	No findings this quarter	G	No findings this quarter	G	No findings this quarter	No findings this quarter	G
1Q/2015	G	G	No findings this quarter	No findings this quarter	No findings this quarter	G	GTG
4Q/2014	No findings this quarter	No findings this quarter	No findings this quarter	No findings this quarter	No findings this quarter	No findings this quarter	No findings this quarter

Miscellaneous findings

Additional Inspection & Assessment Information

◆ **Assessment Reports/Inspection Plans:**

- 3Q/2015
- 2Q/2015
- 1Q/2015
- 4Q/2014

◆ **Cross Reference Of Assessment Reports**

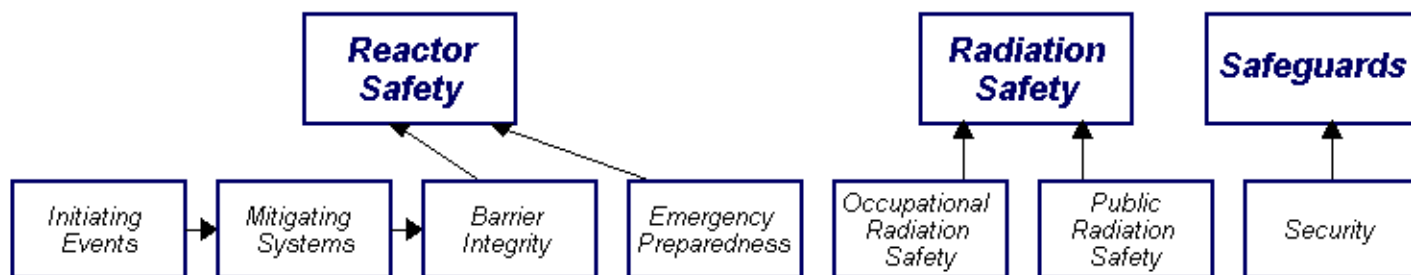
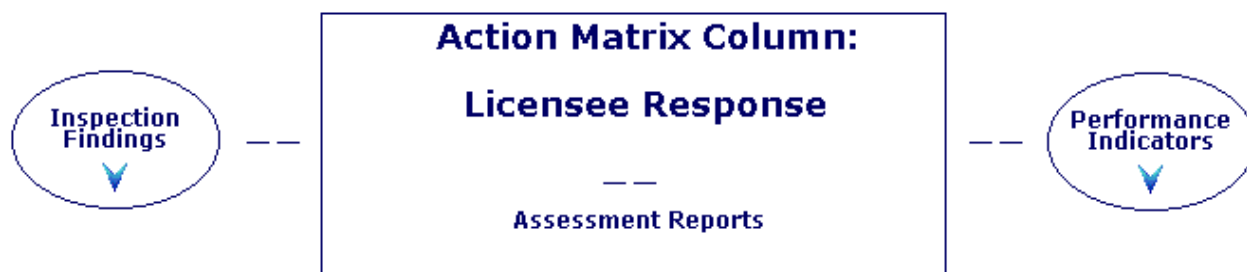
◆ **List of Inspection Reports (IR)**

- ◆ List of Security IR Cover Letters
- ◆ List of Assessment Letters/Inspection Plans
- ◆ Baseline Inspection Completion Information

Last Modified: December 30, 2015

[Action Matrix Summary](#) | [Inspection Findings Summary](#) | [PI Summary](#) | [Reactor Oversight Process](#)

Comanche Peak 1 4Q/2015 Performance Summary

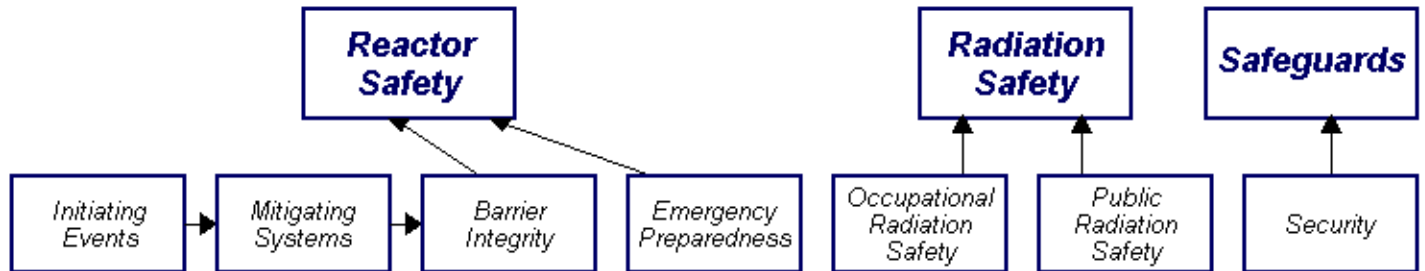


Performance Indicators

Unplanned Scrams (G)	Safety System Functional Failures (G)	Reactor Coolant System Activity (G)	Drill/Exercise Performance (G)	Occupational Exposure Control Effectiveness (G)	RETS/ODCM Radiological Effluent (G)	Protected Area Equipment (G)
Unplanned Power Changes (G)	Emergency AC Power System (G)	Reactor Coolant System Leakage (G)	ERO Drill Participation (G)			
Unplanned Scrams with Complications (G)	High Pressure Injection System (G)		Alert and Notification System (G)			
	Heat Removal System (G)					
	Residual Heat Removal System (G)					
	Cooling Water Systems (G)					

Last Modified: March 1, 2016

Legend: R=Red W=White GTG=Greater Than Green I=Insufficient Data to Calculate PI U=Unique Design
 Y=Yellow G=Green T=Thresholds under development N=Not Applicable D=Discrepant



Most Significant Inspection Findings

4Q/2015	G	G	No findings this quarter	G	G	No findings this quarter	G
3Q/2015	G	G	No findings this quarter	No findings this quarter	No findings this quarter	No findings this quarter	No findings this quarter
2Q/2015	No findings this quarter	G	No findings this quarter	G	No findings this quarter	No findings this quarter	G
1Q/2015	G	G	No findings this quarter	No findings this quarter	No findings this quarter	G	GTG

Miscellaneous findings

Additional Inspection & Assessment Information

◆ Assessment Reports/Inspection Plans:

- 4Q/2015
- 3Q/2015
- 2Q/2015
- 1Q/2015

◆ Cross Reference Of Assessment Reports

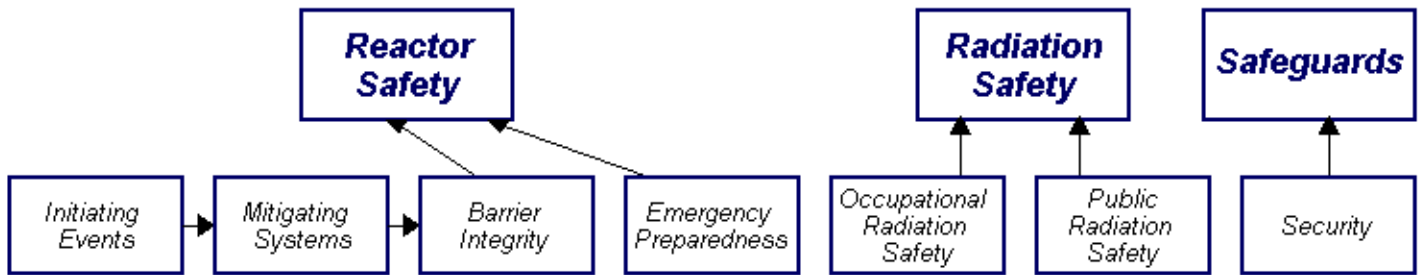
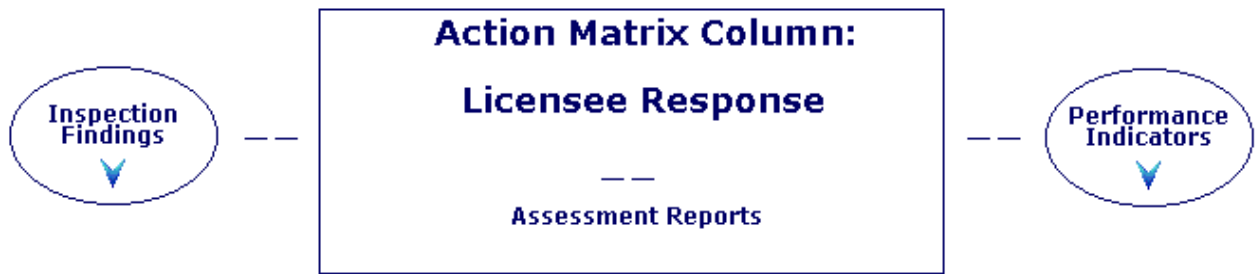
◆ List of Inspection Reports (IR)

- ◆ List of Security IR Cover Letters
- ◆ List of Assessment Letters/Inspection Plans
- ◆ Baseline Inspection Completion Information

Last Modified: March 1, 2016

[Action Matrix Summary](#) | [Inspection Findings Summary](#) | [PI Summary](#) | [Reactor Oversight Process](#)

Comanche Peak 1 1Q/2016 Performance Summary

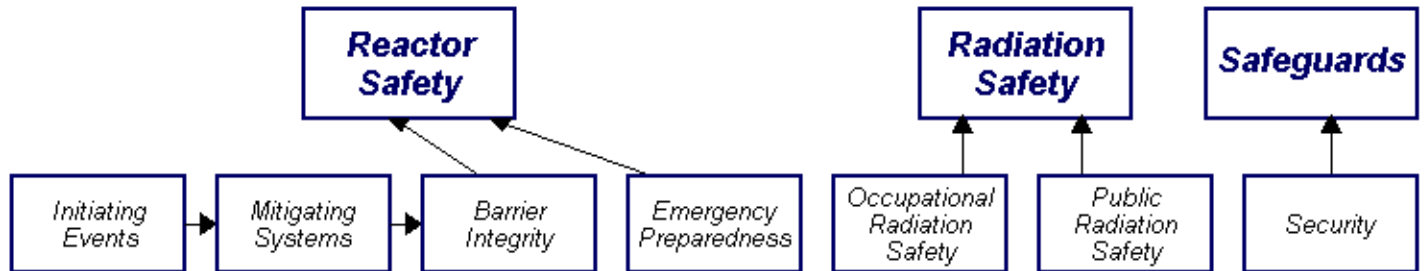


Performance Indicators

Unplanned Scrams (G)	Safety System Functional Failures (G)	Reactor Coolant System Activity (G)	Drill/Exercise Performance (G)	Occupational Exposure Control Effectiveness (G)	RETS/ODCM Radiological Effluent (G)	Protected Area Equipment (G)
Unplanned Power Changes (G)	Emergency AC Power System (G)	Reactor Coolant System Leakage (G)	ERO Drill Participation (G)			
Unplanned Scrams with Complications (G)	High Pressure Injection System (G)		Alert and Notification System (G)			
	Heat Removal System (G)					
	Residual Heat Removal System (G)					
	Cooling Water Systems (G)					

Last Modified: April 24, 2016

Legend: R=Red W=White GTG=Greater Than Green I=Insufficient Data to Calculate PI U=Unique Design
 Y=Yellow G=Green T=Thresholds under development N=Not Applicable D=Discrepant



Most Significant Inspection Findings

1Q/2016	No findings this quarter	No findings this quarter	No findings this quarter	No findings this quarter	No findings this quarter	No findings this quarter	G
4Q/2015	G	G	No findings this quarter	G	G	No findings this quarter	G
3Q/2015	G	G	No findings this quarter	No findings this quarter	No findings this quarter	No findings this quarter	No findings this quarter
2Q/2015	No findings this quarter	G	No findings this quarter	G	No findings this quarter	No findings this quarter	G

Miscellaneous findings

Additional Inspection & Assessment Information

◆ Assessment Reports/Inspection Plans:

- 1Q/2016
- 4Q/2015
- 3Q/2015
- 2Q/2015

◆ Cross Reference Of Assessment Reports

◆ List of Inspection Reports (IR)

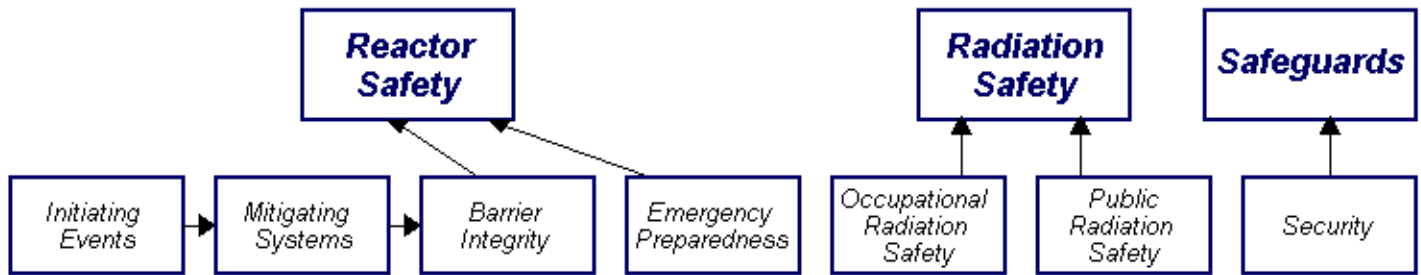
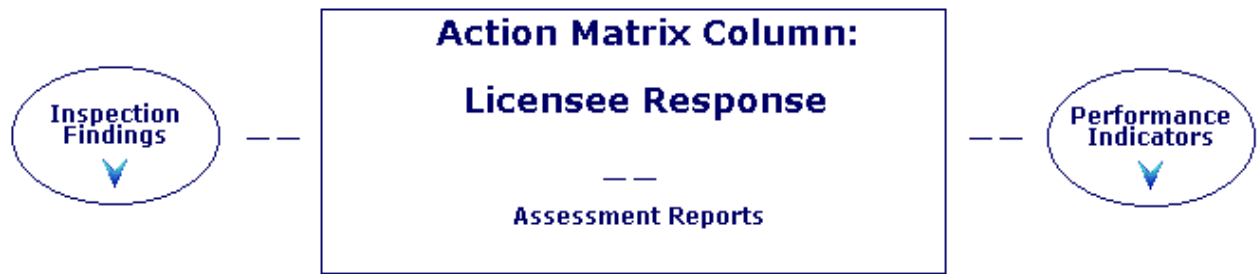
◆ List of Security IR Cover Letters

◆ List of Assessment Letters/Inspection Plans

◆ Baseline Inspection Completion Information

[Action Matrix Summary](#) | [Inspection Findings Summary](#) | [PI Summary](#) | [Reactor Oversight Process](#)

Comanche Peak 1 2Q/2016 Performance Summary

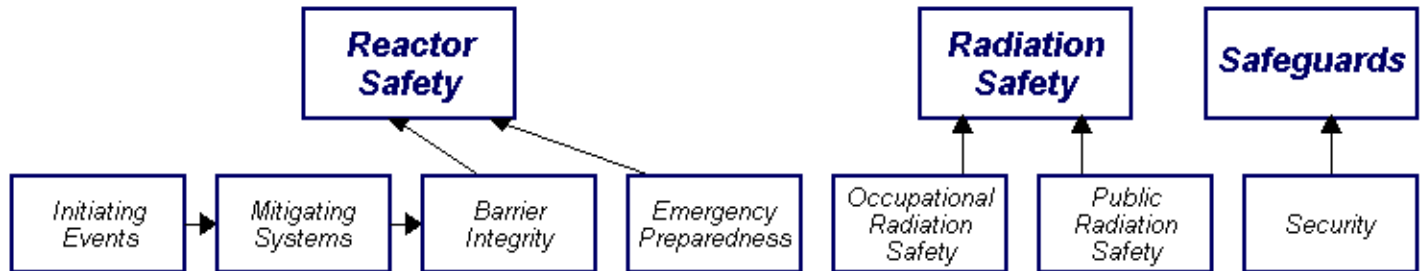


Performance Indicators

Unplanned Scrams (G)	Safety System Functional Failures (G)	Reactor Coolant System Activity (G)	Drill/Exercise Performance (G)	Occupational Exposure Control Effectiveness (G)	RETS/ODCM Radiological Effluent (G)	Protected Area Equipment (G)
Unplanned Power Changes (G)	Emergency AC Power System (G)	Reactor Coolant System Leakage (G)	ERO Drill Participation (G)			
Unplanned Scrams with Complications (G)	High Pressure Injection System (G)		Alert and Notification System (G)			
	Heat Removal System (G)					
	Residual Heat Removal System (G)					
	Cooling Water Systems (G)					

Last Modified: July 25, 2016

Legend: R=Red W=White GTG=Greater Than Green I=Insufficient Data to Calculate PI U=Unique Design
 Y=Yellow G=Green T=Thresholds under development N=Not Applicable D=Discrepant



Most Significant Inspection Findings

	Initiating Events	Mitigating Systems	Barrier Integrity	Emergency Preparedness	Radiation Safety	Public Radiation Safety	Safeguards
2Q/2016	No findings this quarter	No findings this quarter	No findings this quarter	No findings this quarter	G	No findings this quarter	G
1Q/2016	No findings this quarter	No findings this quarter	No findings this quarter	No findings this quarter	No findings this quarter	No findings this quarter	G
4Q/2015	G	G	No findings this quarter	G	G	No findings this quarter	G
3Q/2015	G	G	No findings this quarter	No findings this quarter	No findings this quarter	No findings this quarter	No findings this quarter

Miscellaneous findings

Additional Inspection & Assessment Information

◆ **Assessment Reports/Inspection Plans:**

- 2Q/2016
- 1Q/2016
- 4Q/2015
- 3Q/2015

◆ **Cross Reference Of Assessment Reports**

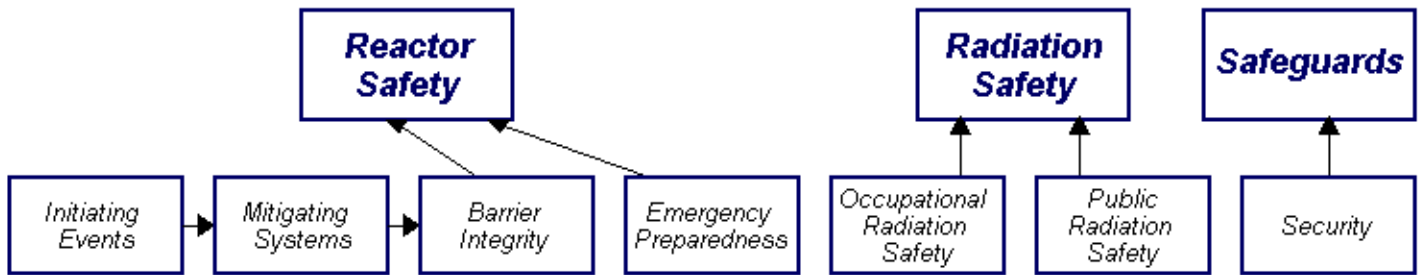
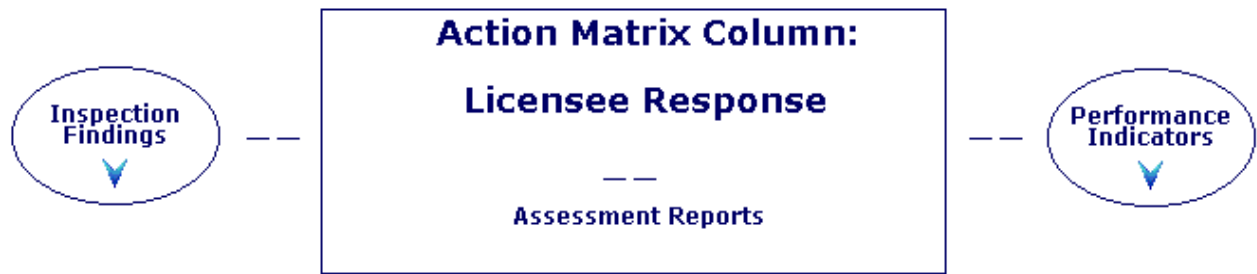
◆ **List of Inspection Reports (IR)**

- ◆ List of Security IR Cover Letters
- ◆ List of Assessment Letters/Inspection Plans
- ◆ Baseline Inspection Completion Information

Last Modified: August 29, 2016

[Action Matrix Summary](#) | [Inspection Findings Summary](#) | [PI Summary](#) | [Reactor Oversight Process](#)

Comanche Peak 1 3Q/2016 Performance Summary

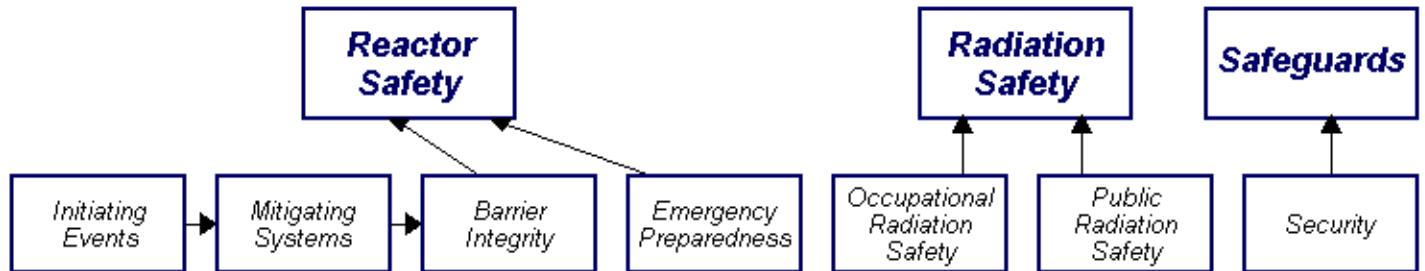


Performance Indicators

Unplanned Scrams (G)	Safety System Functional Failures (G)	Reactor Coolant System Activity (G)	Drill/Exercise Performance (G)	Occupational Exposure Control Effectiveness (G)	RETS/ODCM Radiological Effluent (G)	Protected Area Equipment (G)
Unplanned Power Changes (G)	Emergency AC Power System (G)	Reactor Coolant System Leakage (G)	ERO Drill Participation (G)			
Unplanned Scrams with Complications (G)	High Pressure Injection System (G)		Alert and Notification System (G)			
	Heat Removal System (G)					
	Residual Heat Removal System (G)					
	Cooling Water Systems (G)					

Last Modified: November 2, 2016

Legend: R=Red W=White GTG=Greater Than Green I=Insufficient Data to Calculate PI U=Unique Design
 Y=Yellow G=Green T=Thresholds under development N=Not Applicable D=Discrepant



Most Significant Inspection Findings

3Q/2016	G	No findings this quarter	No findings this quarter	No findings this quarter	No findings this quarter	No findings this quarter	No findings this quarter
2Q/2016	No findings this quarter	No findings this quarter	No findings this quarter	No findings this quarter	G	No findings this quarter	G
1Q/2016	No findings this quarter	No findings this quarter	No findings this quarter	No findings this quarter	No findings this quarter	No findings this quarter	G
4Q/2015	G	G	No findings this quarter	G	G	No findings this quarter	G

Miscellaneous findings

Additional Inspection & Assessment Information

◆ Assessment Reports/Inspection Plans:

- 3Q/2016
- 2Q/2016
- 1Q/2016
- 4Q/2015

◆ Cross Reference Of Assessment Reports

◆ List of Inspection Reports (IR)

◆ List of Security IR Cover Letters

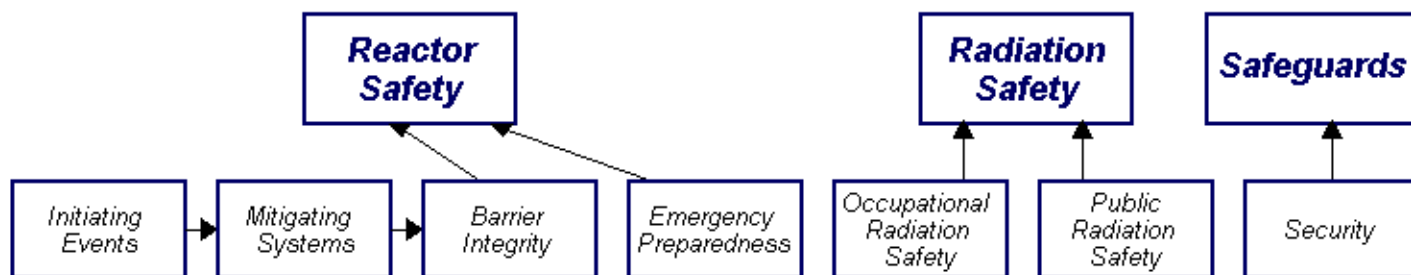
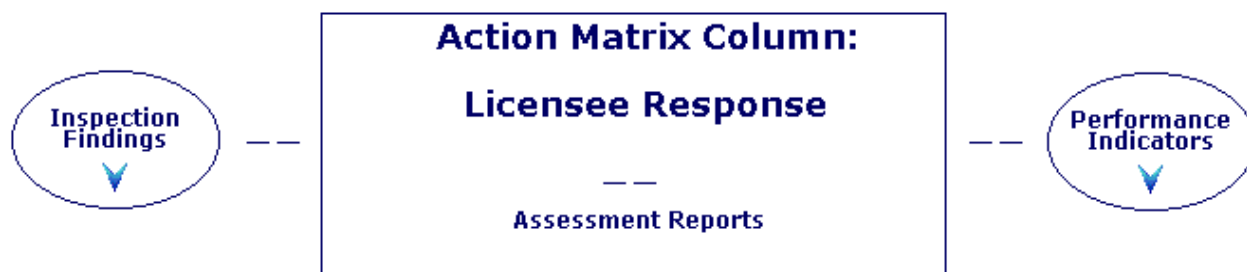
◆ List of Assessment Letters/Inspection Plans

◆ Baseline Inspection Completion Information

Last Modified: December 8, 2016

[Action Matrix Summary](#) | [Inspection Findings Summary](#) | [PI Summary](#) | [Reactor Oversight Process](#)

Comanche Peak 1 4Q/2016 Performance Summary

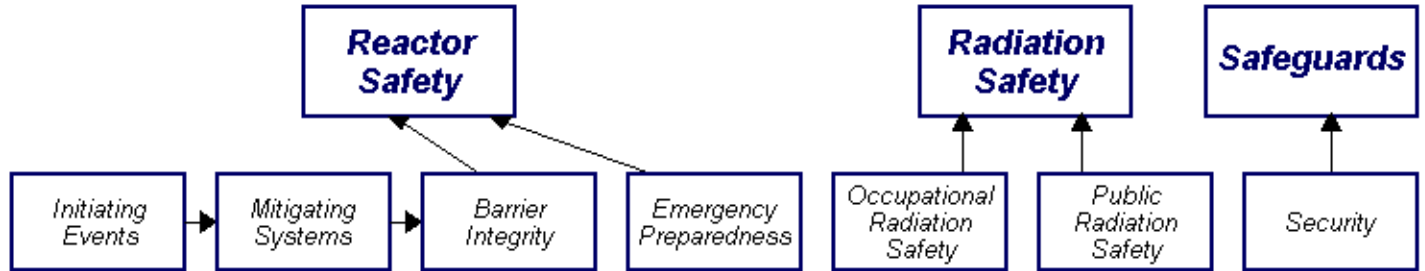


Performance Indicators

Unplanned Scrams (G)	Safety System Functional Failures (G)	Reactor Coolant System Activity (G)	Drill/Exercise Performance (G)	Occupational Exposure Control Effectiveness (G)	RETS/ODCM Radiological Effluent (G)	Protected Area Equipment (G)
Unplanned Power Changes (G)	Emergency AC Power System (G)	Reactor Coolant System Leakage (G)	ERO Drill Participation (G)			
Unplanned Scrams with Complications (G)	High Pressure Injection System (G)		Alert and Notification System (G)			
	Heat Removal System (G)					
	Residual Heat Removal System (G)					
	Cooling Water Systems (G)					

Last Modified: February 1, 2017

Legend: R=Red W=White GTG=Greater Than Green I=Insufficient Data to Calculate PI U=Unique Design
 Y=Yellow G=Green T=Thresholds under development N=Not Applicable D=Discrepant



Most Significant Inspection Findings

4Q/2016	No findings this quarter	No findings this quarter	No findings this quarter	No findings this quarter	No findings this quarter	No findings this quarter	No findings this quarter
3Q/2016	G	No findings this quarter	No findings this quarter	No findings this quarter	No findings this quarter	No findings this quarter	G
2Q/2016	No findings this quarter	No findings this quarter	No findings this quarter	No findings this quarter	G	No findings this quarter	G
1Q/2016	No findings this quarter	G	No findings this quarter	No findings this quarter	No findings this quarter	No findings this quarter	G

Miscellaneous findings

Additional Inspection & Assessment Information

◆ **Assessment Reports/Inspection Plans:**

- 4Q/2016
- 3Q/2016
- 2Q/2016
- 1Q/2016

◆ **Cross Reference Of Assessment Reports**

◆ **List of Inspection Reports (IR)**

◆ **List of Security IR Cover Letters**

◆ **List of Assessment Letters/Inspection Plans**

◆ **Baseline Inspection Completion Information**

Last Modified: February 1, 2017

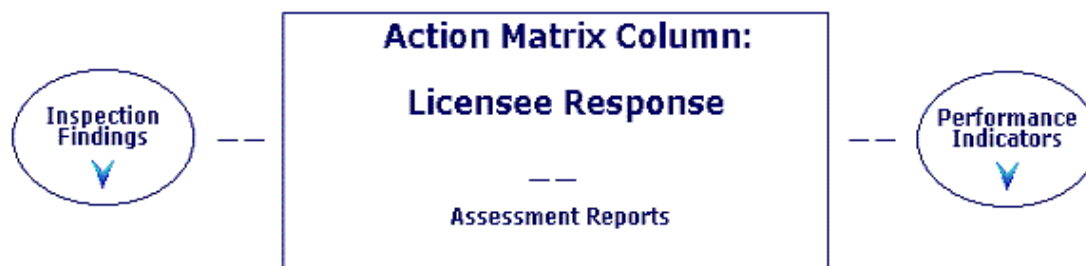
[Action Matrix Summary](#) | [Inspection Findings Summary](#) | [PI Summary](#) | [Reactor Oversight Process](#)

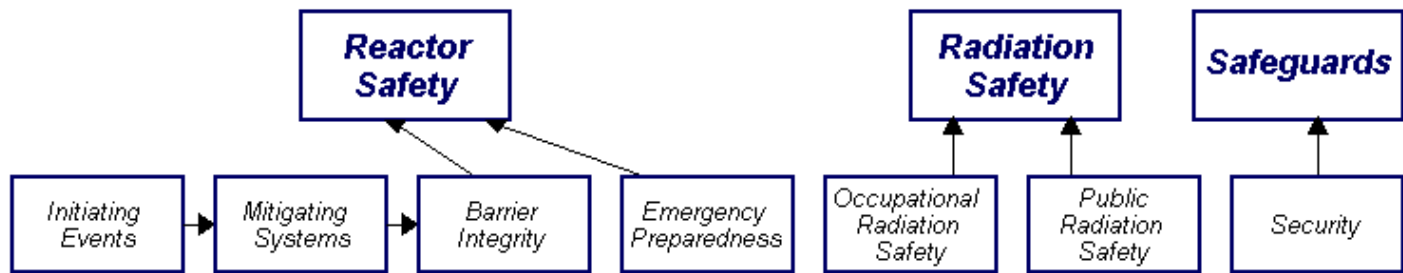


Home > Nuclear Reactors > Operating Reactors > Reactor Oversight Process > Plant Summaries > Comanche Peak 1 – Quarterly Performance Summary

Comanche Peak 1 – Quarterly Performance Summary

1Q/2017 Performance Summary





Performance Indicators

Unplanned Scrams (G)	Safety System Functional Failures (G)	Reactor Coolant System Activity (G)	Drill/Exercise Performance (G)	Occupational Exposure Control Effectiveness (G)	RETS/ODCM Radiological Effluent (G)	Protected Area Equipment (G)
Unplanned Power Changes (G)	Emergency AC Power System (G)	Reactor Coolant System Leakage (G)	ERD Drill Participation (G)			
Unplanned Scrams with Complications (G)	High Pressure Injection System (G)		Alert and Notification System (G)			
	Heat Removal System (G)					
	Residual Heat Removal System (G)					
	Cooling Water Systems (G)					

Current data as of: May 25, 2017



Most Significant Inspection Findings

2Q/2017	No findings this quarter	No findings this quarter	No findings this quarter	No findings this quarter	No findings this quarter	No findings this quarter	No findings this quarter
1Q/2017	No findings this quarter	G	No findings this quarter	No findings this quarter	No findings this quarter	No findings this quarter	G
4Q/2016	No findings this quarter	G	G	No findings this quarter	No findings this quarter	No findings this quarter	No findings this quarter
3Q/2016	G	G	No findings this quarter	No findings this quarter	No findings this quarter	No findings this quarter	G

Miscellaneous findings

Additional Inspection & Assessment Information

◆ **Assessment Letters:**

2Q/2017

1Q/2017

4Q/2016

3Q/2016

◆ **Inspection Reports**

◆ **Security Cover Letters**

◆ **List of Assessment Letters**

Current data as of: June 6, 2017

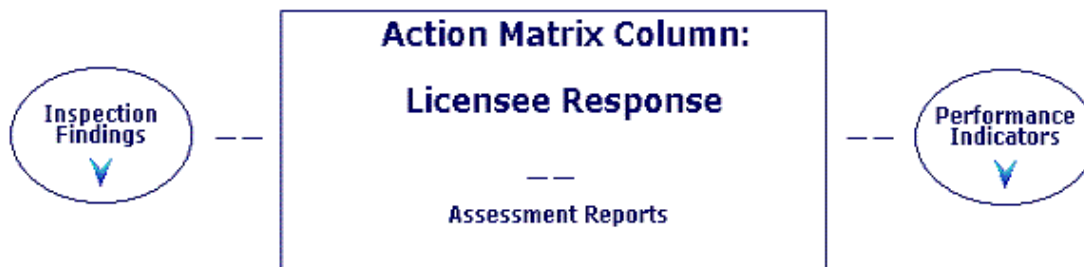
Legend: R=Red W=White GTC=Greater Than Green I=Insufficient Data to Calculate PI U=Unique Design
 Y=Yellow G=Green T=Thresholds under development N=Not Applicable D=Discrepant

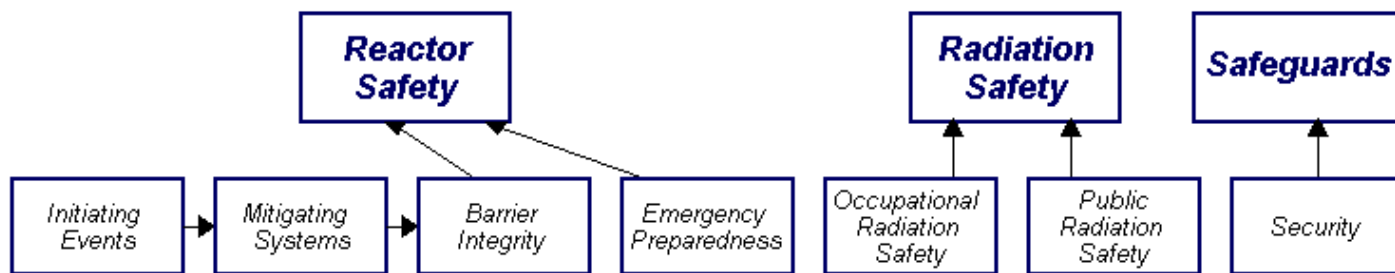


Home > Nuclear Reactors > Operating Reactors > Reactor Oversight Process > Plant Summaries > Comanche Peak 1 – Quarterly Performance Summary

Comanche Peak 1 – Quarterly Performance Summary

2Q/2017 Performance Summary

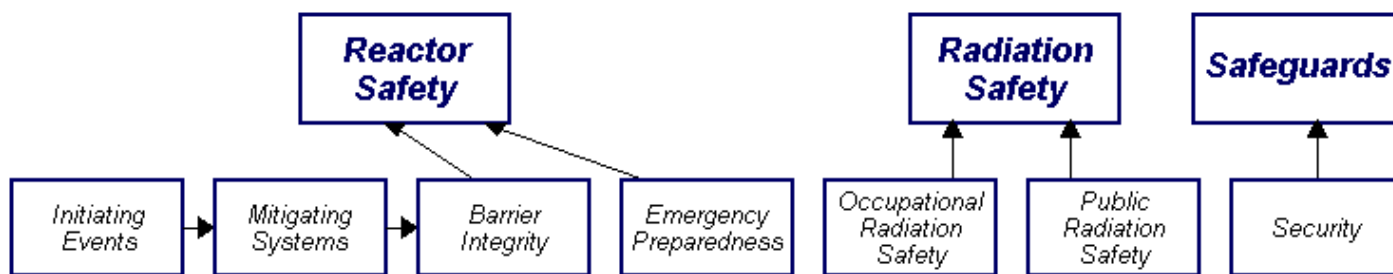




Performance Indicators

Unplanned Scrams (G)	Safety System Functional Failures (G)	Reactor Coolant System Activity (G)	Drill/Exercise Performance (G)	Occupational Exposure Control Effectiveness (G)	RETS/ODCM Radiological Effluent (G)	Protected Area Equipment (G)
Unplanned Power Changes (G)	Emergency AC Power System (G)	Reactor Coolant System Leakage (G)	ERD Drill Participation (G)			
Unplanned Scrams with Complications (G)	High Pressure Injection System (G)		Alert and Notification System (G)			
	Heat Removal System (G)					
	Residual Heat Removal System (G)					
	Cooling Water Systems (G)					

Current data as of: July 26, 2017



Most Significant Inspection Findings

2Q/2017	No findings this quarter	G	G	No findings this quarter	No findings this quarter	No findings this quarter	No findings this quarter
1Q/2017	No findings this quarter	G	No findings this quarter	No findings this quarter	No findings this quarter	No findings this quarter	G
4Q/2016	No findings this quarter	G	G	No findings this quarter	No findings this quarter	No findings this quarter	No findings this quarter
3Q/2016	G	G	No findings this quarter	No findings this quarter	No findings this quarter	No findings this quarter	G

Miscellaneous findings

Additional Inspection & Assessment Information

◆ **Assessment Letters:**

- 2Q/2017
- 1Q/2017
- 4Q/2016
- 3Q/2016

◆ **Inspection Reports**

- ◆ **Security Cover Letters**
- ◆ **List of Assessment Letters**

Current data as of: September 5, 2017

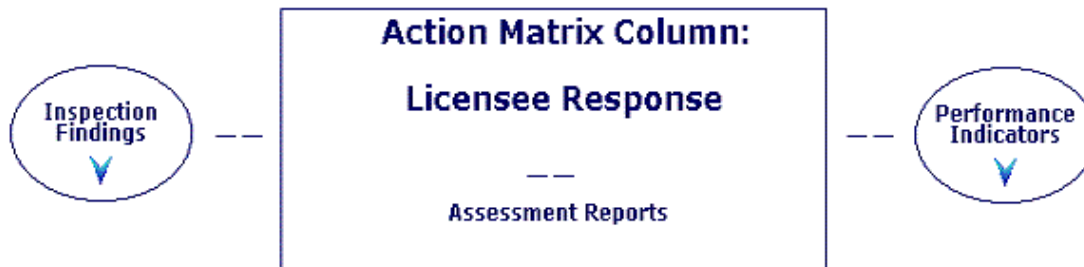
Legend: R=Red W=White GTC=Greater Than Green I=Insufficient Data to Calculate PI U=Unique Design
 Y=Yellow G=Green T=Thresholds under development N=Not Applicable D=Discrepant

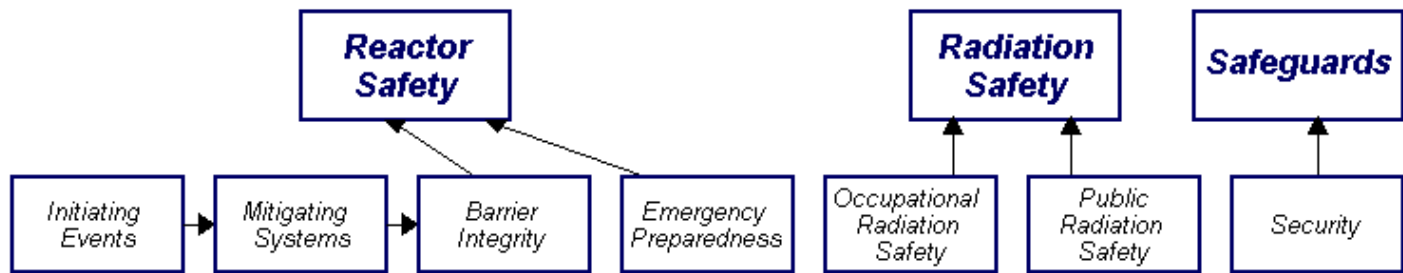


Home > Nuclear Reactors > Operating Reactors > Reactor Oversight Process > Plant Summaries > Comanche Peak 1 – Quarterly Performance Summary

Comanche Peak 1 – Quarterly Performance Summary

3Q/2017 Performance Summary

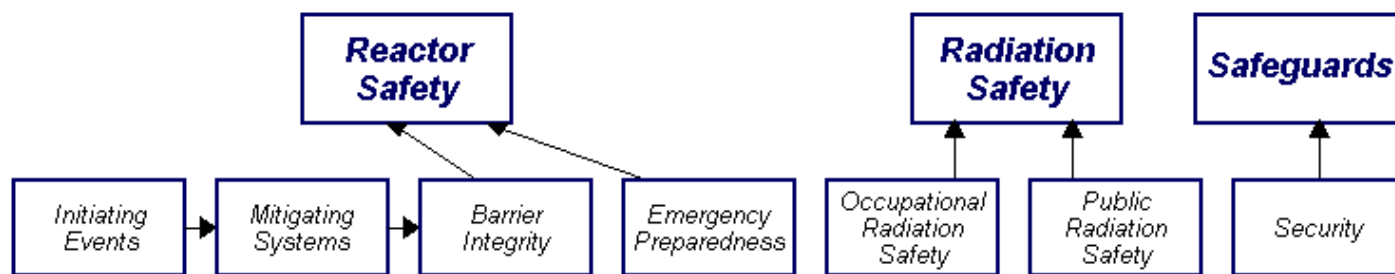




Performance Indicators

Unplanned Scrams (G)	Safety System Functional Failures (G)	Reactor Coolant System Activity (G)	Drill/Exercise Performance (G)	Occupational Exposure Control Effectiveness (G)	RETS/ODCM Radiological Effluent (G)	Protected Area Equipment (G)
Unplanned Power Changes (G)	Emergency AC Power System (G)	Reactor Coolant System Leakage (G)	ERD Drill Participation (G)			
Unplanned Scrams with Complications (G)	High Pressure Injection System (G)		Alert and Notification System (G)			
	Heat Removal System (G)					
	Residual Heat Removal System (G)					
	Cooling Water Systems (G)					

Current data as of: October 31, 2017



Most Significant Inspection Findings

	Initiating Events	Mitigating Systems	Barrier Integrity	Emergency Preparedness	Occupational Radiation Safety	Public Radiation Safety	Security
3Q/2017	No findings this quarter	No findings this quarter	No findings this quarter	No findings this quarter	No findings this quarter	No findings this quarter	No findings this quarter
2Q/2017	No findings this quarter	G	G	No findings this quarter	No findings this quarter	No findings this quarter	No findings this quarter
1Q/2017	No findings this quarter	G	No findings this quarter	No findings this quarter	No findings this quarter	No findings this quarter	G
4Q/2016	No findings this quarter	G	G	No findings this quarter	No findings this quarter	No findings this quarter	No findings this quarter

Miscellaneous findings

Additional Inspection & Assessment Information

◆ **Assessment Letters:**

- 3Q/2017
- 2Q/2017
- 1Q/2017
- 4Q/2016

◆ **Inspection Reports**

- ◆ **Security Cover Letters**
- ◆ **List of Assessment Letters**

Current data as of: November 29, 2017

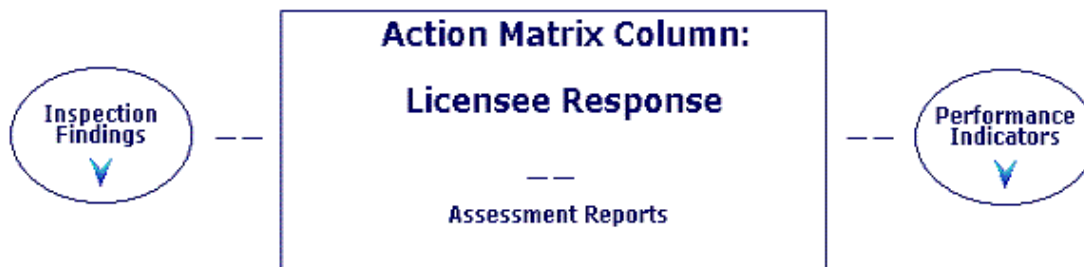
Legend: R=Red W=White G=Green T=Thresholds under development N=Not Applicable I=Insufficient Data to Calculate PI U=Unique Design D=Discrepant Y=Yellow

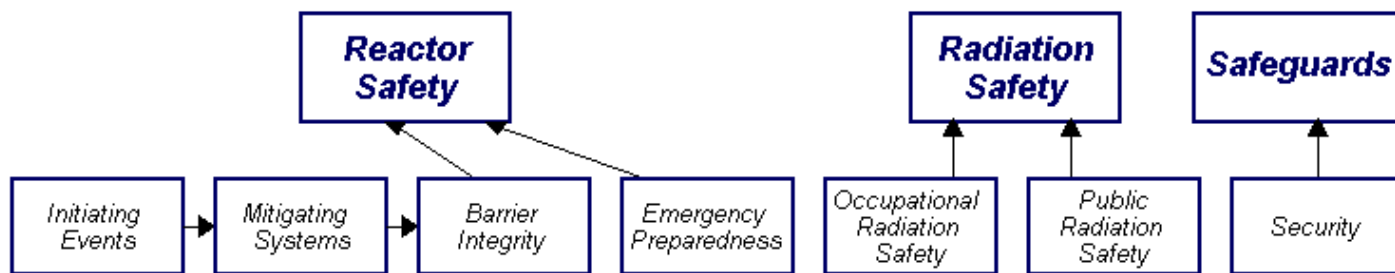


Home > Nuclear Reactors > Operating Reactors > Reactor Oversight Process > Plant Summaries > Comanche Peak 1 – Quarterly Performance Summary

Comanche Peak 1 – Quarterly Performance Summary

4Q/2017 Performance Summary

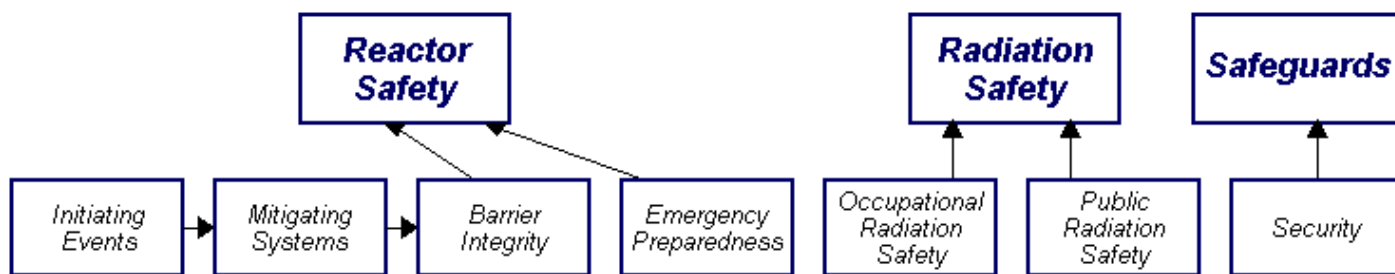




Performance Indicators

Unplanned Scrams (G)	Safety System Functional Failures (G)	Reactor Coolant System Activity (G)	Drill/Exercise Performance (G)	Occupational Exposure Control Effectiveness (G)	RETS/ODCM Radiological Effluent (G)	Protected Area Equipment (G)
Unplanned Power Changes (G)	Emergency AC Power System (G)	Reactor Coolant System Leakage (G)	ERD Drill Participation (G)			
Unplanned Scrams with Complications (G)	High Pressure Injection System (G)		Alert and Notification System (G)			
	Heat Removal System (G)					
	Residual Heat Removal System (G)					
	Cooling Water Systems (G)					

Current data as of: February 1, 2018



Most Significant Inspection Findings

	Initiating Events	Mitigating Systems	Barrier Integrity	Emergency Preparedness	Occupational Radiation Safety	Public Radiation Safety	Security
4Q/2017	No findings this quarter	No findings this quarter	No findings this quarter	No findings this quarter	No findings this quarter	No findings this quarter	No findings this quarter
3Q/2017	No findings this quarter	G	No findings this quarter	No findings this quarter	No findings this quarter	No findings this quarter	No findings this quarter
2Q/2017	No findings this quarter	G	G	No findings this quarter	No findings this quarter	No findings this quarter	No findings this quarter
1Q/2017	No findings this quarter	G	No findings this quarter	No findings this quarter	No findings this quarter	No findings this quarter	G

Miscellaneous findings

Additional Inspection & Assessment Information

◆ **Assessment Letters:**

- 4Q/2017
- 3Q/2017
- 2Q/2017
- 1Q/2017

◆ **Inspection Reports**

- ◆ **Security Cover Letters**
- ◆ **List of Assessment Letters**

Current data as of: February 1, 2018

Legend: R=Red W=White G=Green T=Thresholds under development N=Not Applicable I=Insufficient Data to Calculate PI U=Unique Design D=Discrepant Y=Yellow

