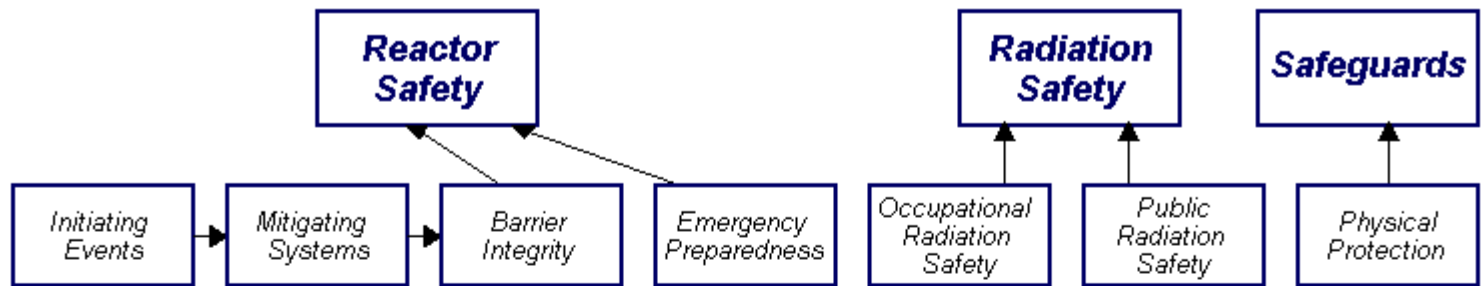


## Farley 1 1Q/2000 Performance Summary

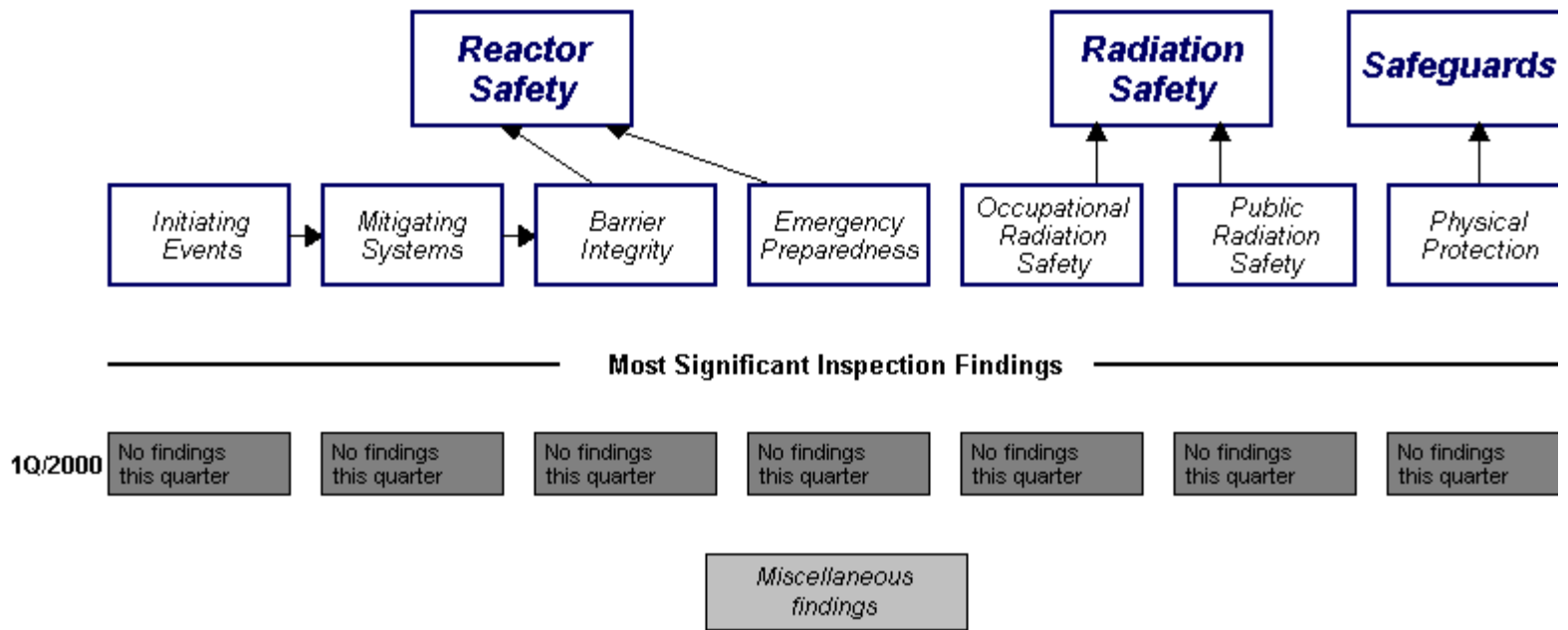


### Performance Indicators

Unplanned Scrams (G)	Emergency AC Power System Unavailability (W)	Reactor Coolant System Activity (G)	Drill/Exercise Performance (G)	Occupational Exposure Control Effectiveness (G)	RETS/ODCM Radiological Effluent (G)	Protected Area Equipment (G)
Scrams With Loss of Normal Heat Removal (G)	High Pressure Injection System Unavailability (G)	Reactor Coolant System Leakage (G)	ERO Drill Participation (G)			Personnel Screening Program (G)
Unplanned Power Changes (G)	Heat Removal System Unavailability (G)		Alert and Notification System (G)			FFD/Personnel Reliability Program (G)
	Residual Heat Removal System Unavailability (G)					
	Safety System Functional Failures (G)					

Last Modified: April 1, 2002

**Legend:** R=Red    W=White    T=Thresholds under development    N=Not Applicable  
                   Y=Yellow    G=Green    I=Insufficient data to calculate PI    U=Unique Design



### Additional Inspection & Assessment Information

#### ◆ Assessment Reports/Inspection Plans:

1Q/2000

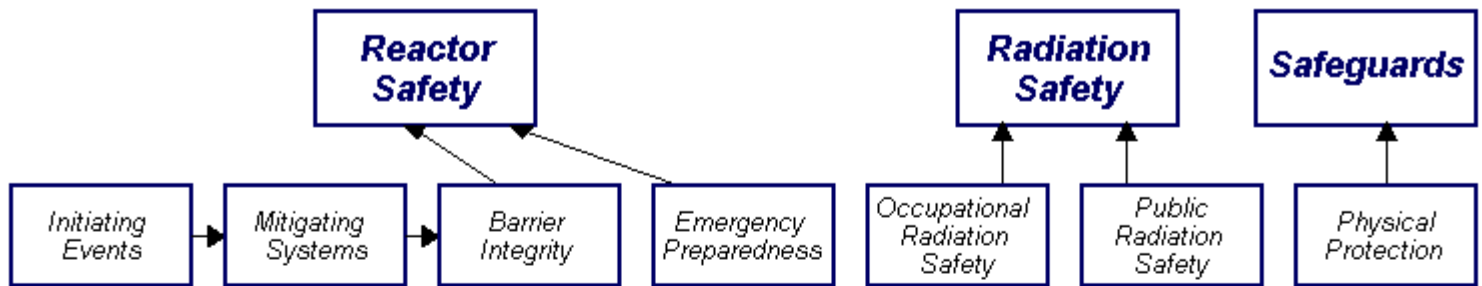
#### ◆ List of Inspection Reports

#### ◆ List of Assessment Letters/Inspection Plans

#### ◆ Cross Reference Of Assessment Reports

Last Modified: April 1, 2002

## Farley 1 2Q/2000 Performance Summary

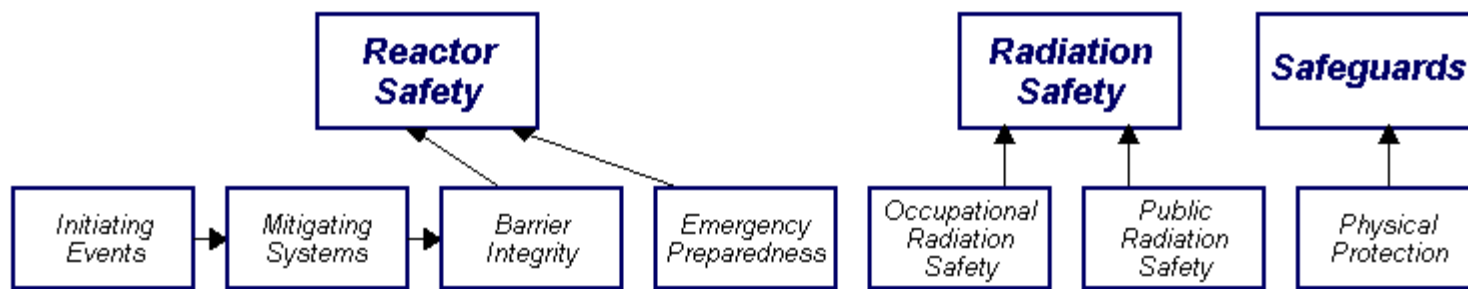


### Performance Indicators

Unplanned Scrams (G)	Emergency AC Power System Unavailability (W)	Reactor Coolant System Activity (G)	Drill/Exercise Performance (G)	Occupational Exposure Control Effectiveness (G)	RETS/ODCM Radiological Effluent (G)	Protected Area Equipment (G)
Scrams With Loss of Normal Heat Removal (G)	High Pressure Injection System Unavailability (G)	Reactor Coolant System Leakage (G)	ERO Drill Participation (G)			Personnel Screening Program (G)
Unplanned Power Changes (G)	Heat Removal System Unavailability (G)		Alert and Notification System (G)			FFD/Personnel Reliability Program (G)
	Residual Heat Removal System Unavailability (G)					
	Safety System Functional Failures (G)					

Last Modified: April 1, 2002

**Legend:** R=Red    W=White    T=Thresholds under development    N=Not Applicable  
                   Y=Yellow    G=Green    I=Insufficient data to calculate PI    U=Unique Design




---

**Most Significant Inspection Findings**


---

2Q/2000	<b>G</b>	Findings without color designation	No findings this quarter	<b>G</b>	No findings this quarter	No findings this quarter	No findings this quarter
1Q/2000	No findings this quarter	No findings this quarter	No findings this quarter	No findings this quarter	No findings this quarter	No findings this quarter	No findings this quarter

Miscellaneous findings

---

**Additional Inspection & Assessment Information**


---

◆ **Assessment Reports/Inspection Plans:**

2Q/2000

1Q/2000

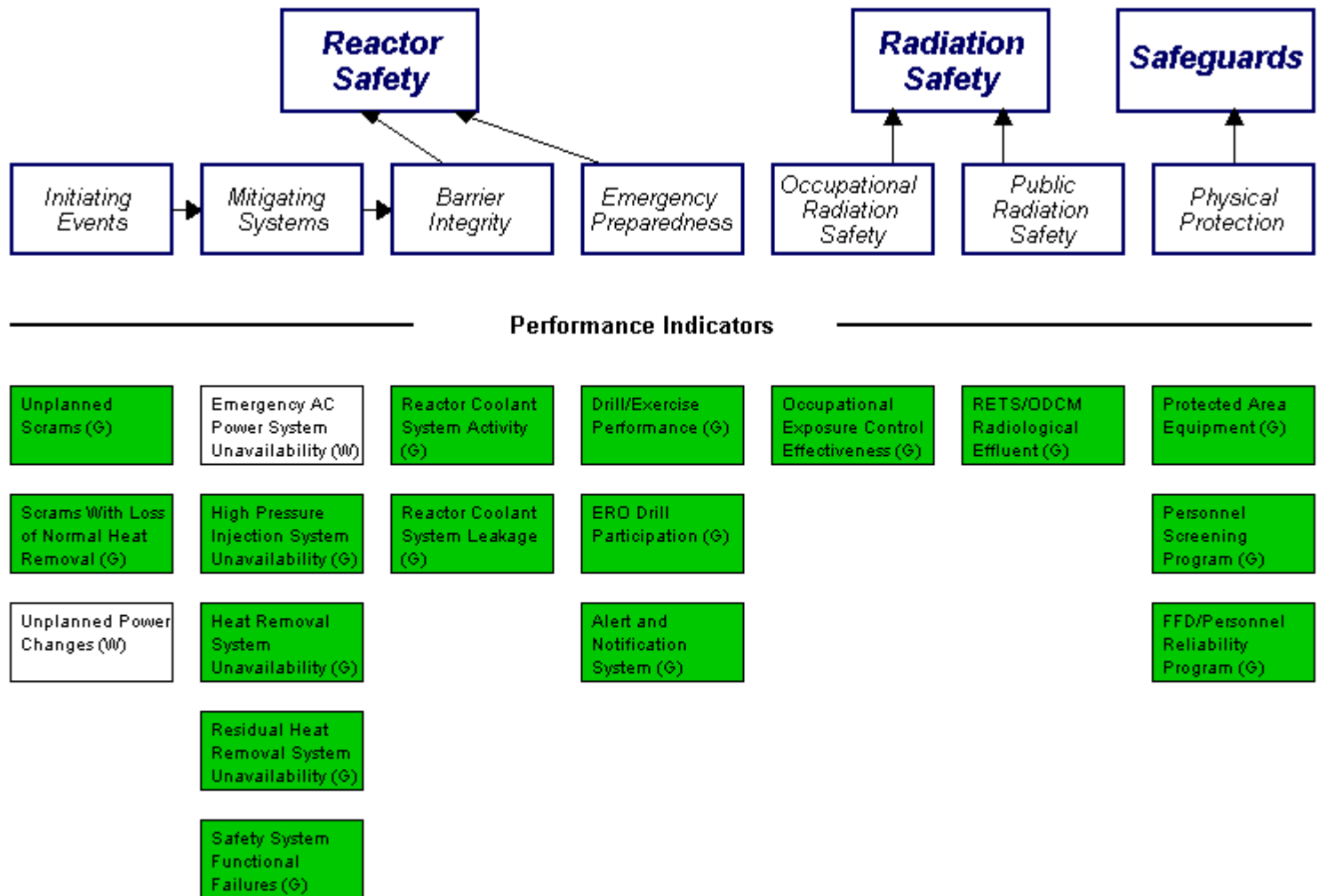
◆ **List of Inspection Reports**

◆ **List of Assessment Letters/Inspection Plans**

◆ **Cross Reference Of Assessment Reports**

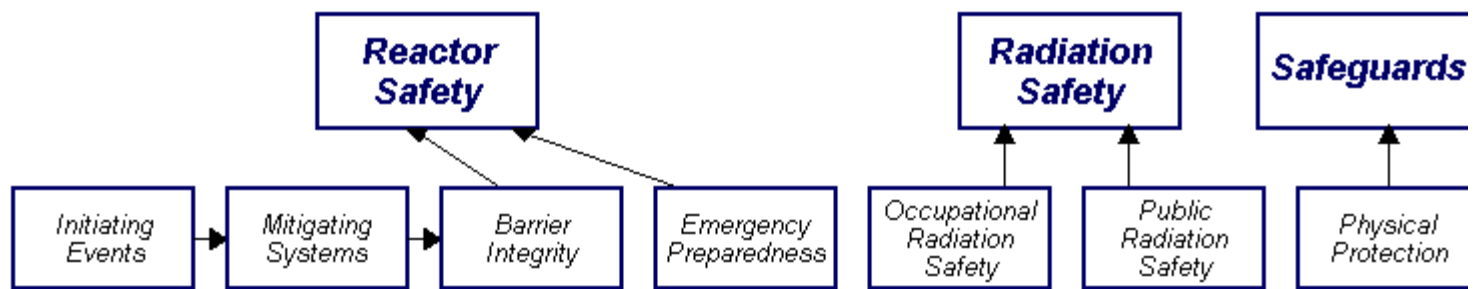
*Last Modified: April 1, 2002*

## Farley 1 3Q/2000 Performance Summary



Last Modified: March 29, 2002

**Legend:** R=Red    W=White    T=Thresholds under development    N=Not Applicable  
 Y=Yellow    G=Green    I=Insufficient data to calculate PI    U=Unique Design




---

**Most Significant Inspection Findings**


---

3Q/2000	No findings this quarter	No findings this quarter	No findings this quarter	No findings this quarter	No findings this quarter	No findings this quarter	<b>W (1)</b>
2Q/2000	<b>G</b>	Findings without color designation	No findings this quarter	<b>G</b>	No findings this quarter	No findings this quarter	No findings this quarter
1Q/2000	No findings this quarter	No findings this quarter	No findings this quarter	No findings this quarter	No findings this quarter	No findings this quarter	No findings this quarter

Miscellaneous findings

---

**Additional Inspection & Assessment Information**


---

**◆ Assessment Reports/Inspection Plans:**

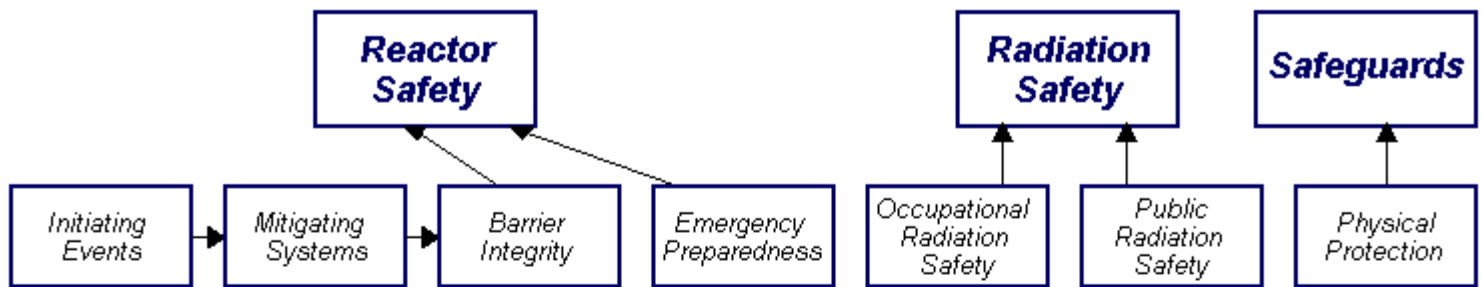
3Q/2000

2Q/2000

1Q/2000

**◆ List of Inspection Reports**
**◆ List of Assessment Letters/Inspection Plans**
**◆ Cross Reference Of Assessment Reports**
*Last Modified: March 29, 2002*

**Farley 1**  
**4Q/2000 Performance Summary**

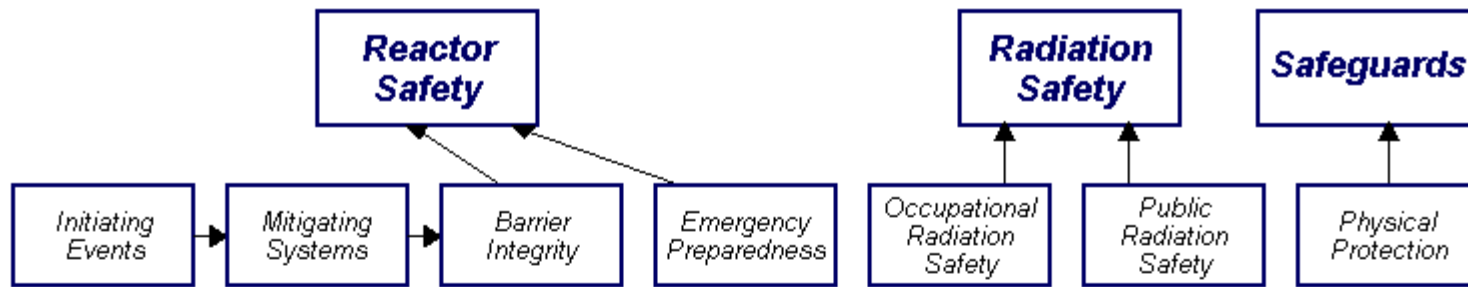


**Performance Indicators**

Unplanned Scrams (G)	Emergency AC Power System Unavailability (W)	Reactor Coolant System Activity (G)	Drill/Exercise Performance (G)	Occupational Exposure Control Effectiveness (G)	RETS/ODCM Radiological Effluent (G)	Protected Area Equipment (G)
Scrams With Loss of Normal Heat Removal (G)	High Pressure Injection System Unavailability (G)	Reactor Coolant System Leakage (G)	ERO Drill Participation (G)			Personnel Screening Program (G)
Unplanned Power Changes (G)	Heat Removal System Unavailability (G)		Alert and Notification System (G)			FFD/Personnel Reliability Program (G)
	Residual Heat Removal System Unavailability (G)					
	Safety System Functional Failures (G)					

Last Modified: April 8, 2002

**Legend:** R=Red      W=White      T=Thresholds under development      N=Not Applicable  
 Y=Yellow      G=Green      I=Insufficient data to calculate PI      U=Unique Design




---

**Most Significant Inspection Findings**


---

4Q/2000	Findings without color designation	Findings without color designation	No findings this quarter	No findings this quarter	No findings this quarter	No findings this quarter	No findings this quarter
3Q/2000	No findings this quarter	No findings this quarter	No findings this quarter	No findings this quarter	No findings this quarter	No findings this quarter	W (1)
2Q/2000	G	Findings without color designation	No findings this quarter	G	No findings this quarter	No findings this quarter	No findings this quarter
1Q/2000	No findings this quarter	No findings this quarter	No findings this quarter	No findings this quarter	No findings this quarter	No findings this quarter	No findings this quarter

Miscellaneous findings

---

**Additional Inspection & Assessment Information**


---

◆ **Assessment Reports/Inspection Plans:**

4Q/2000

3Q/2000

2Q/2000

1Q/2000

◆ **Cross Reference Of Assessment Reports**

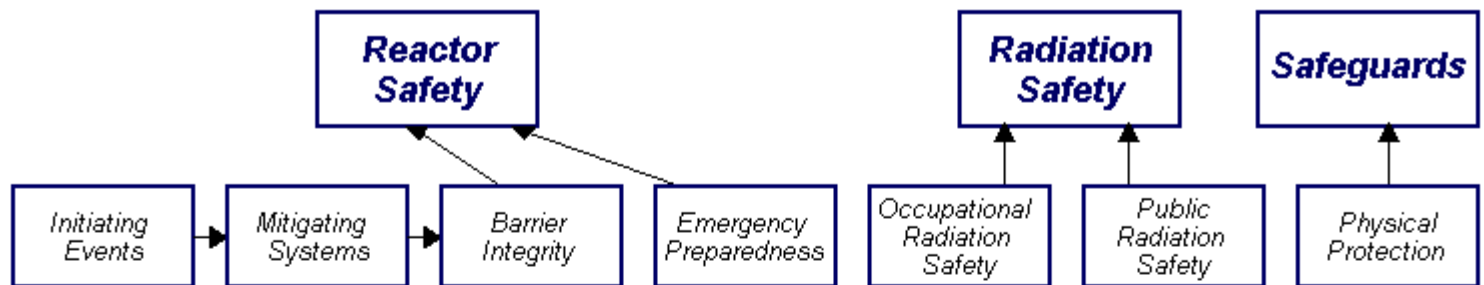
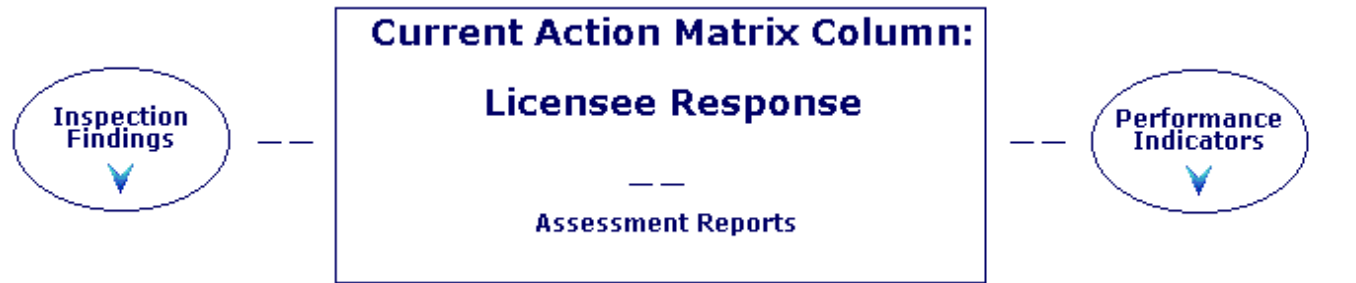
◆ **List of Inspection Reports**

◆ **List of Assessment Letters/Inspection Plans**

Last Modified: April 8, 2002



**Farley 1**  
**1Q/2001 Performance Summary**

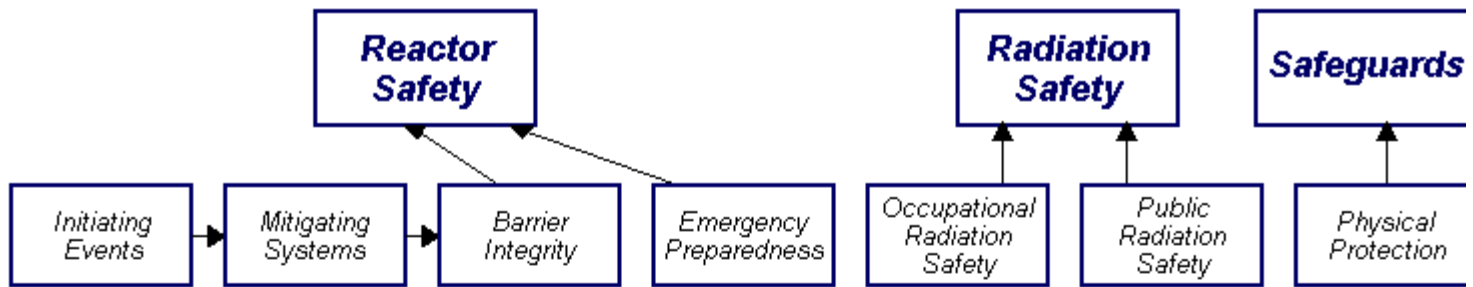


**Performance Indicators**

Unplanned Scrams (G)	Emergency AC Power System Unavailability (G)	Reactor Coolant System Activity (G)	Drill/Exercise Performance (G)	Occupational Exposure Control Effectiveness (G)	RETS/ODCM Radiological Effluent (G)	Protected Area Equipment (G)
Scrams With Loss of Normal Heat Removal (G)	High Pressure Injection System Unavailability (G)	Reactor Coolant System Leakage (G)	ERO Drill Participation (G)			Personnel Screening Program (G)
Unplanned Power Changes (G)	Heat Removal System Unavailability (G)		Alert and Notification System (G)			FFD/Personnel Reliability Program (G)
	Residual Heat Removal System Unavailability (G)					
	Safety System Functional Failures (G)					

Last Modified: April 9, 2002

**Legend:** R=Red    W=White    T=Thresholds under development    N=Not Applicable  
 Y=Yellow    G=Green    I=Insufficient data to calculate PI    U=Unique Design




---

**Most Significant Inspection Findings**


---

1Q/2001	No findings this quarter	<b>G</b>	No findings this quarter	No findings this quarter	No findings this quarter	No findings this quarter	No findings this quarter
4Q/2000	Findings without color designation	Findings without color designation	No findings this quarter	No findings this quarter	No findings this quarter	No findings this quarter	No findings this quarter
3Q/2000	No findings this quarter	No findings this quarter	No findings this quarter	No findings this quarter	No findings this quarter	No findings this quarter	<b>W (1)</b>
2Q/2000	<b>G</b>	Findings without color designation	No findings this quarter	<b>G</b>	No findings this quarter	No findings this quarter	No findings this quarter

Miscellaneous findings

---

**Additional Inspection & Assessment Information**


---

◆ **Assessment Reports/Inspection Plans:**

1Q/2001

4Q/2000

3Q/2000

2Q/2000

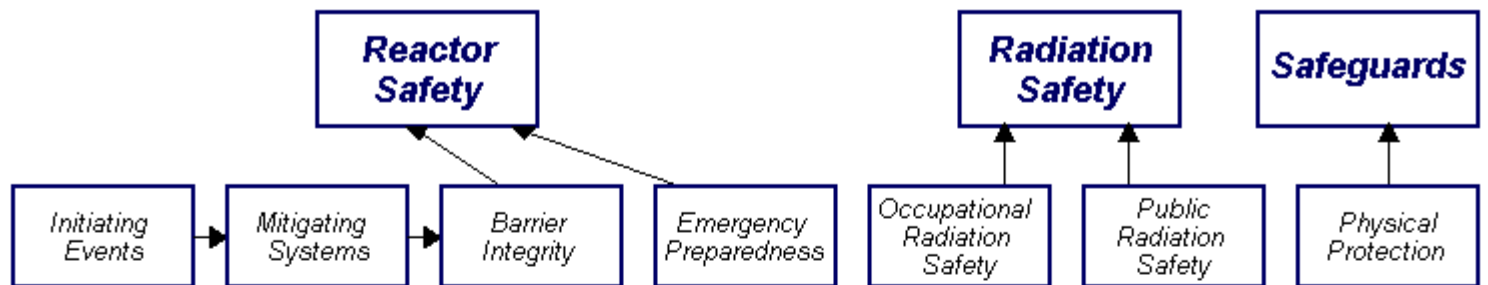
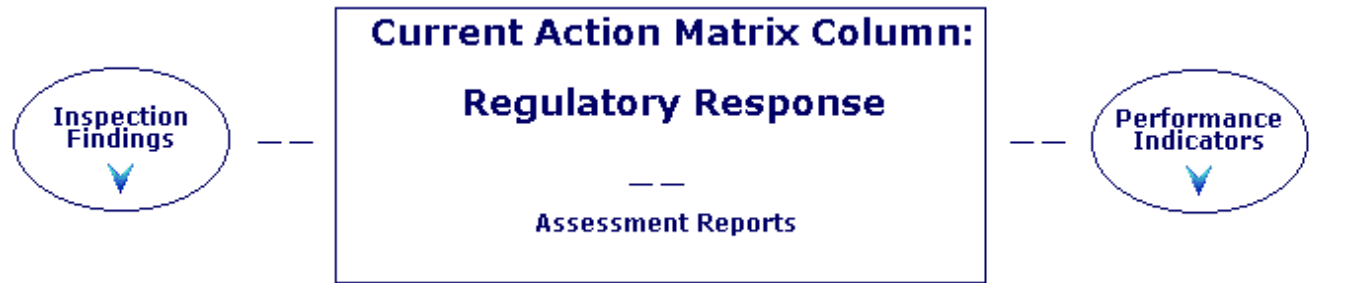
◆ **Cross Reference Of Assessment Reports**

◆ **List of Inspection Reports**

◆ **List of Assessment Letters/Inspection Plans**

Last Modified: April 9, 2002

**Farley 1**  
**2Q/2001 Performance Summary**

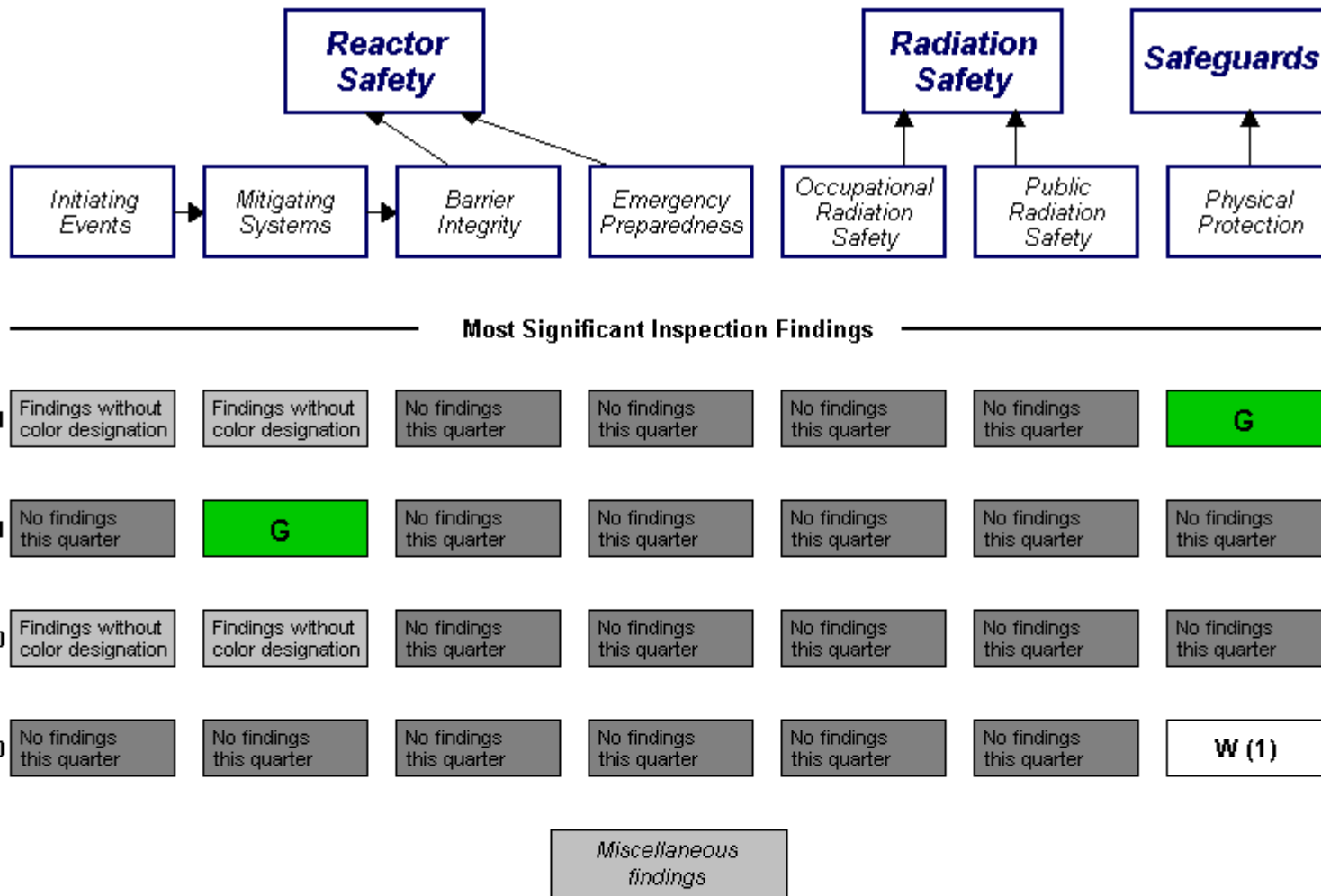


**Performance Indicators**

Unplanned Scrams (G)	Emergency AC Power System Unavailability (G)	Reactor Coolant System Activity (G)	Drill/Exercise Performance (G)	Occupational Exposure Control Effectiveness (G)	RETS/ODCM Radiological Effluent (G)	Protected Area Equipment (G)
Scrams With Loss of Normal Heat Removal (G)	High Pressure Injection System Unavailability (G)	Reactor Coolant System Leakage (G)	ERO Drill Participation (G)			Personnel Screening Program (G)
Unplanned Power Changes (G)	Heat Removal System Unavailability (G)		Alert and Notification System (G)			FFD/Personnel Reliability Program (G)
	Residual Heat Removal System Unavailability (G)					
	Safety System Functional Failures (G)					

Last Modified: April 9, 2002

**Legend:** R=Red      W=White      T=Thresholds under development      N=Not Applicable  
 Y=Yellow      G=Green      I=Insufficient data to calculate PI      U=Unique Design



### Additional Inspection & Assessment Information

#### ◆ Assessment Reports/Inspection Plans:

2Q/2001

1Q/2001

4Q/2000

3Q/2000

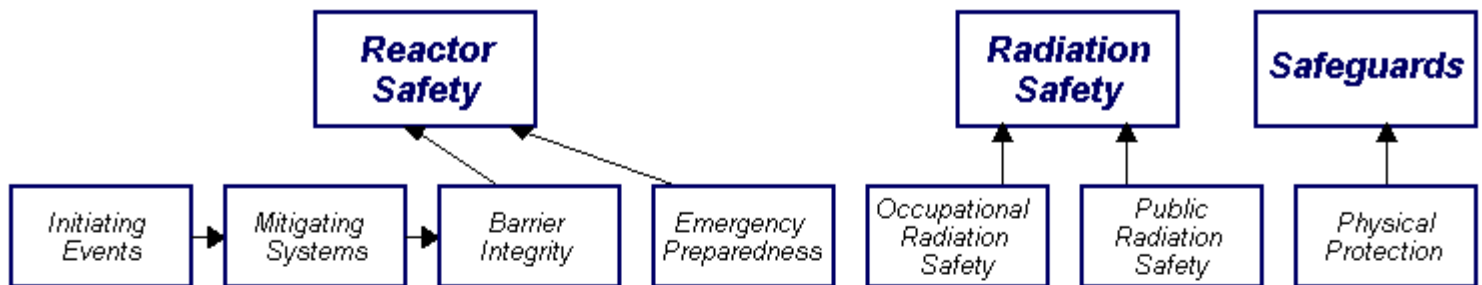
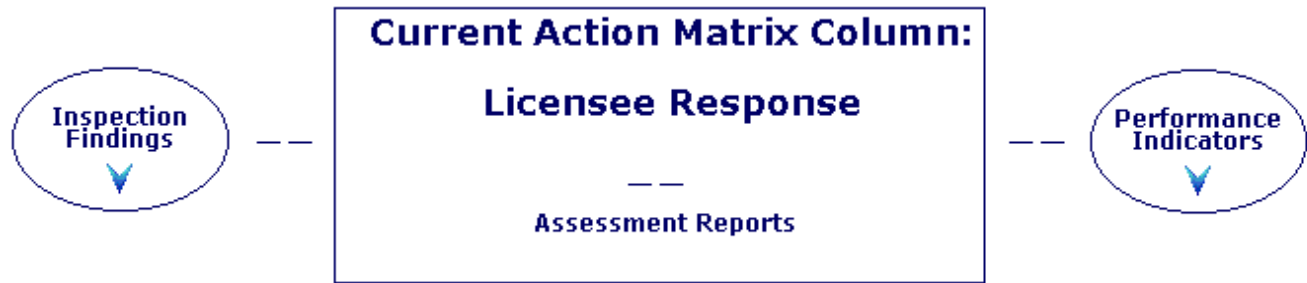
#### ◆ Cross Reference Of Assessment Reports

#### ◆ List of Inspection Reports

#### ◆ List of Assessment Letters/Inspection Plans

Last Modified: April 9, 2002

**Farley 1**  
**3Q/2001 Performance Summary**

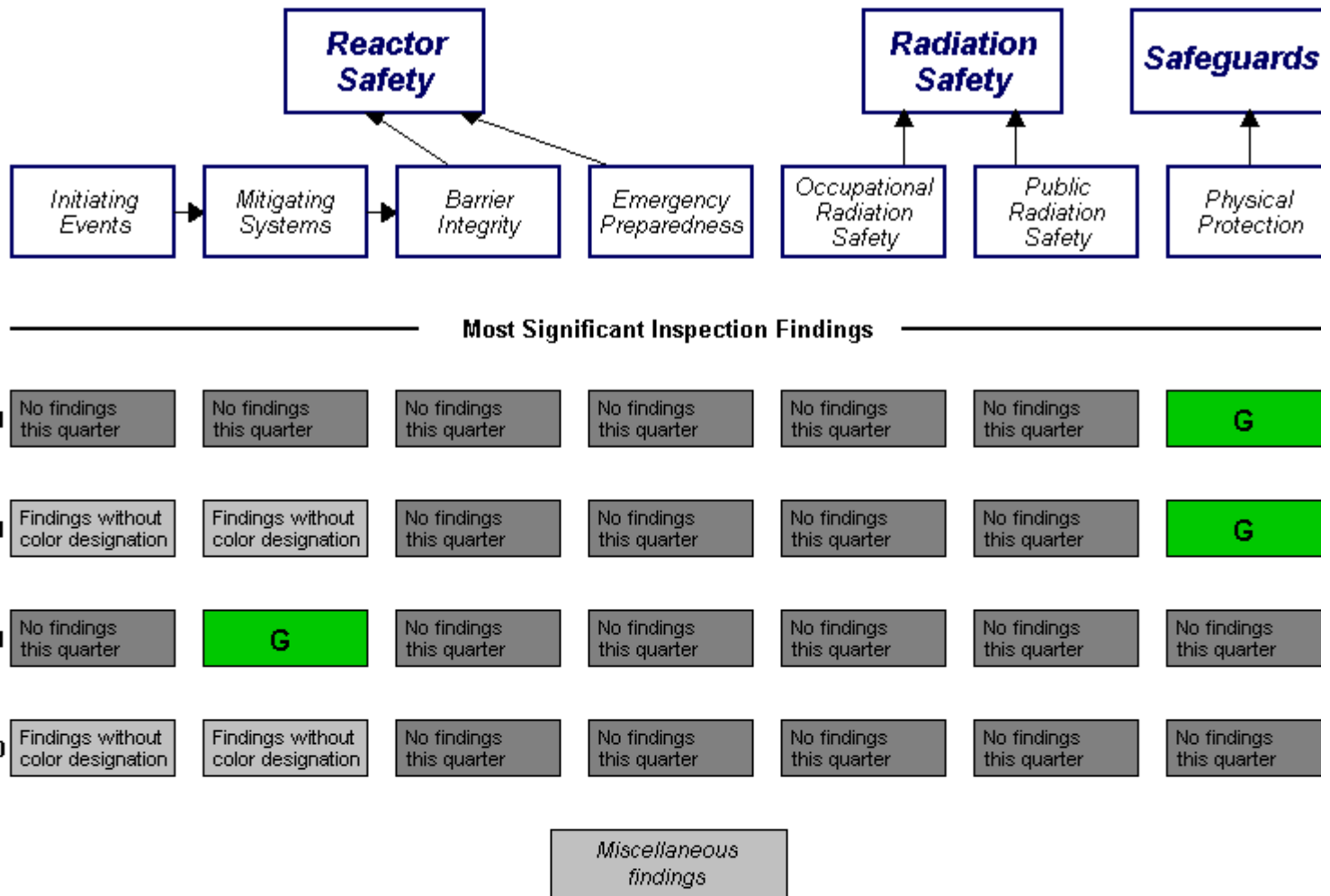


**Performance Indicators**

Unplanned Scrams (G)	Emergency AC Power System Unavailability (G)	Reactor Coolant System Activity (G)	Drill/Exercise Performance (G)	Occupational Exposure Control Effectiveness (G)	RETS/ODCM Radiological Effluent (G)	Protected Area Equipment (G)
Scrams With Loss of Normal Heat Removal (G)	High Pressure Injection System Unavailability (G)	Reactor Coolant System Leakage (G)	ERO Drill Participation (G)			Personnel Screening Program (G)
Unplanned Power Changes (G)	Heat Removal System Unavailability (G)		Alert and Notification System (G)			FFD/Personnel Reliability Program (G)
	Residual Heat Removal System Unavailability (G)					
	Safety System Functional Failures (G)					

Last Modified: April 9, 2002

**Legend:** R=Red    W=White    T=Thresholds under development    N=Not Applicable  
 Y=Yellow    G=Green    I=Insufficient data to calculate PI    U=Unique Design



### Additional Inspection & Assessment Information

#### ◆ Assessment Reports/Inspection Plans:

3Q/2001

2Q/2001

1Q/2001

4Q/2000

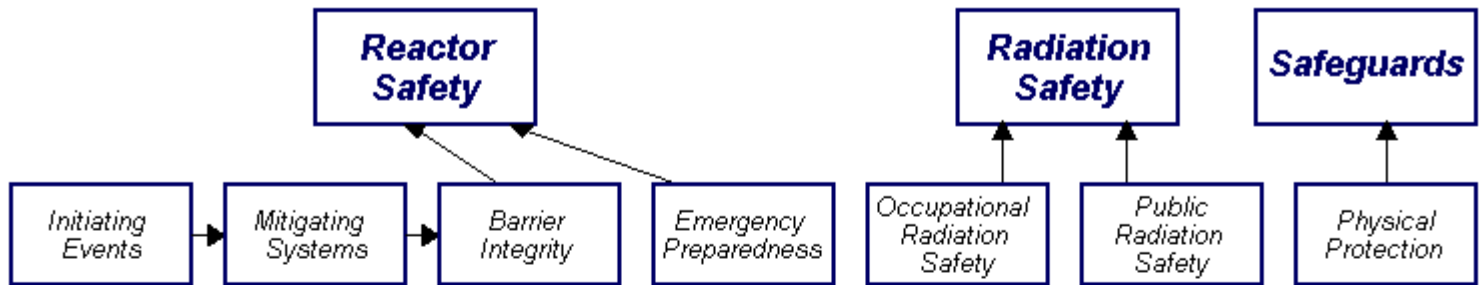
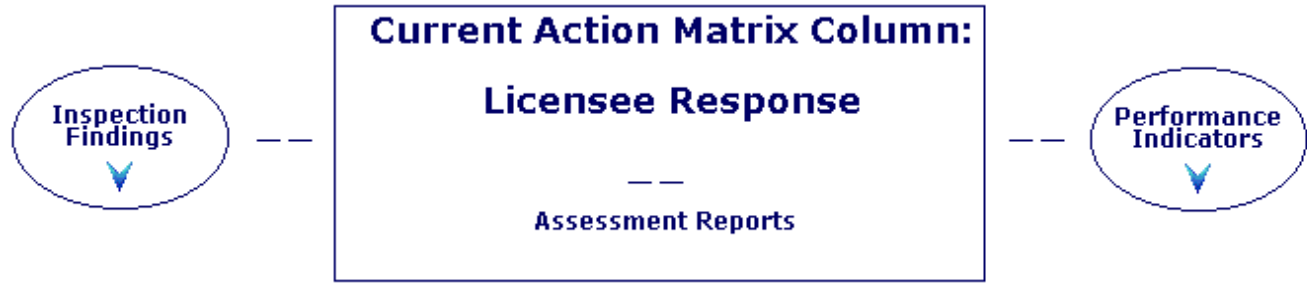
#### ◆ Cross Reference Of Assessment Reports

#### ◆ List of Inspection Reports

#### ◆ List of Assessment Letters/Inspection Plans

Last Modified: April 9, 2002

**Farley 1**  
**4Q/2001 Performance Summary**

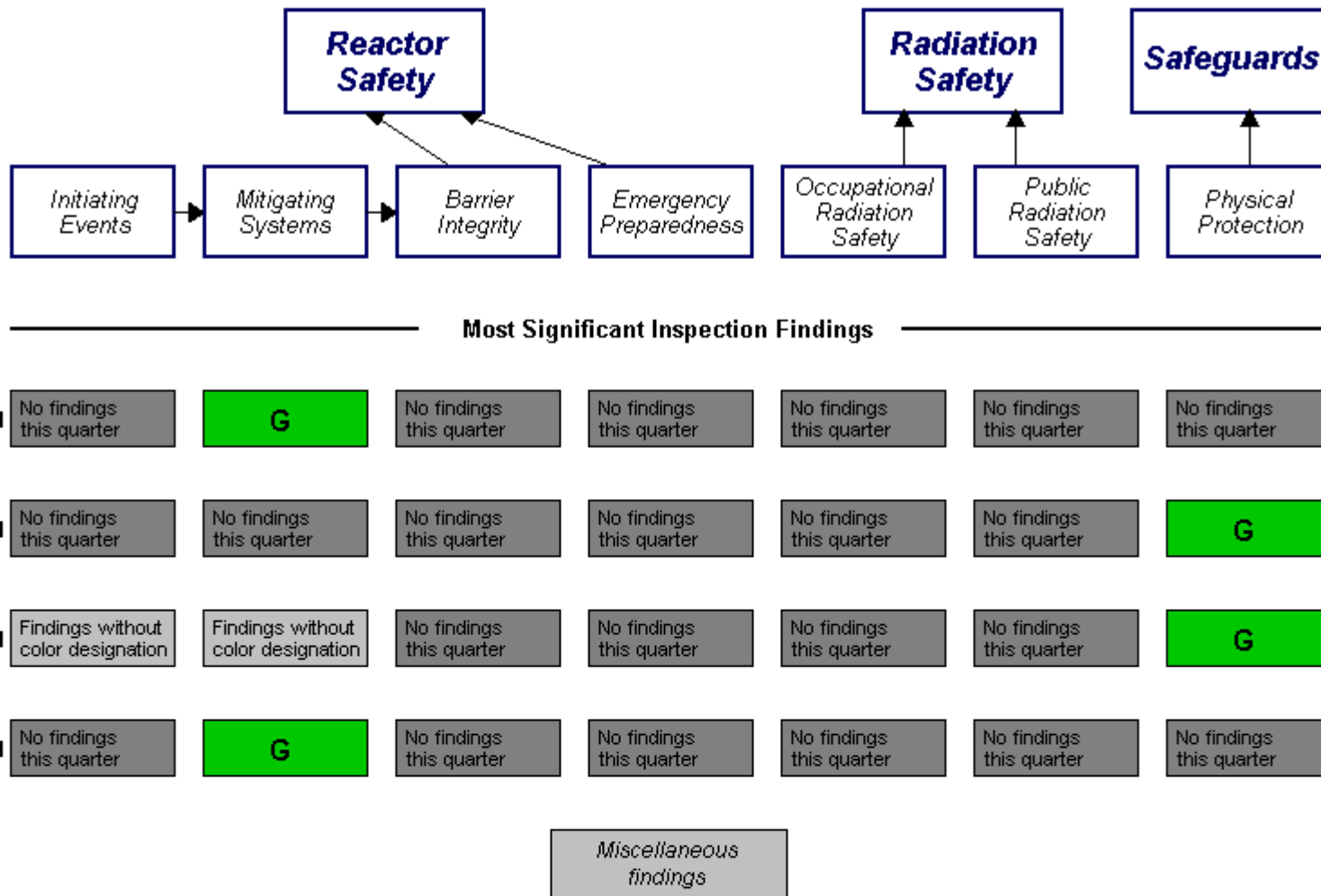


**Performance Indicators**

Unplanned Scrams (G)	Emergency AC Power System Unavailability (G)	Reactor Coolant System Activity (G)	Drill/Exercise Performance (G)	Occupational Exposure Control Effectiveness (G)	RETS/ODCM Radiological Effluent (G)	Protected Area Equipment (G)
Scrams With Loss of Normal Heat Removal (G)	High Pressure Injection System Unavailability (G)	Reactor Coolant System Leakage (G)	ERO Drill Participation (G)			Personnel Screening Program (G)
Unplanned Power Changes (G)	Heat Removal System Unavailability (G)		Alert and Notification System (G)			FFD/Personnel Reliability Program (G)
	Residual Heat Removal System Unavailability (G)					
	Safety System Functional Failures (G)					

Last Modified: March 1, 2002

**Legend:** R=Red      W=White      T=Thresholds under development      N=Not Applicable  
 Y=Yellow      G=Green      I=Insufficient data to calculate PI      U=Unique Design




---

**Additional Inspection & Assessment Information**

---

◆ **Assessment Reports/Inspection Plans:**

4Q/2001

3Q/2001

2Q/2001

1Q/2001

◆ **Cross Reference Of Assessment Reports**

◆ **List of Inspection Reports**

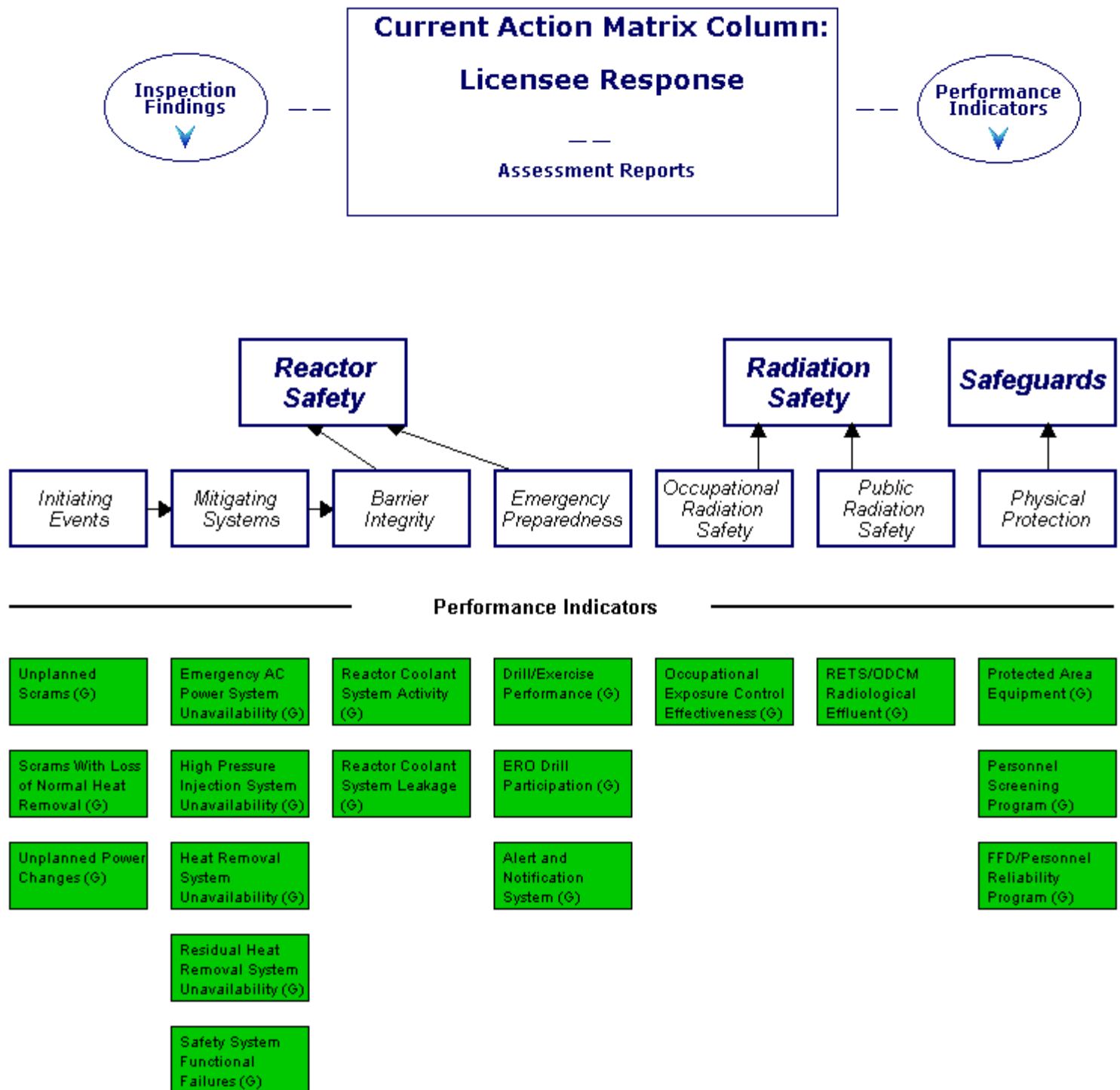
◆ **List of Assessment Letters/Inspection Plans**

*Last Modified: March 1, 2002*



# Farley 1

## 1Q/2002 Performance Summary



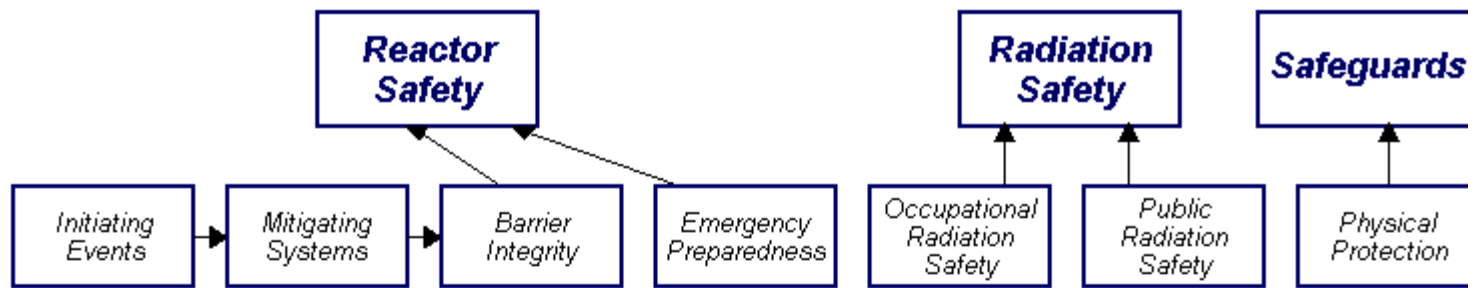
Last Modified: May 3, 2002

**Legend:** R=Red  
Y=Yellow

W=White  
G=Green

T=Thresholds under development  
I=Insufficient data to calculate PI

N=Not Applicable  
U=Unique Design




---

**Most Significant Inspection Findings**


---

1Q/2002	No findings this quarter	No findings this quarter	No findings this quarter	No findings this quarter	No findings this quarter	No findings this quarter	No findings this quarter
4Q/2001	No findings this quarter	G	No findings this quarter	No findings this quarter	No findings this quarter	No findings this quarter	No findings this quarter
3Q/2001	No findings this quarter	No findings this quarter	No findings this quarter	No findings this quarter	No findings this quarter	No findings this quarter	G
2Q/2001	Findings without color designation	Findings without color designation	No findings this quarter	No findings this quarter	No findings this quarter	No findings this quarter	G

Miscellaneous findings

---

**Additional Inspection & Assessment Information**


---

◆ **Assessment Reports/Inspection Plans:**

1Q/2002

4Q/2001

3Q/2001

2Q/2001

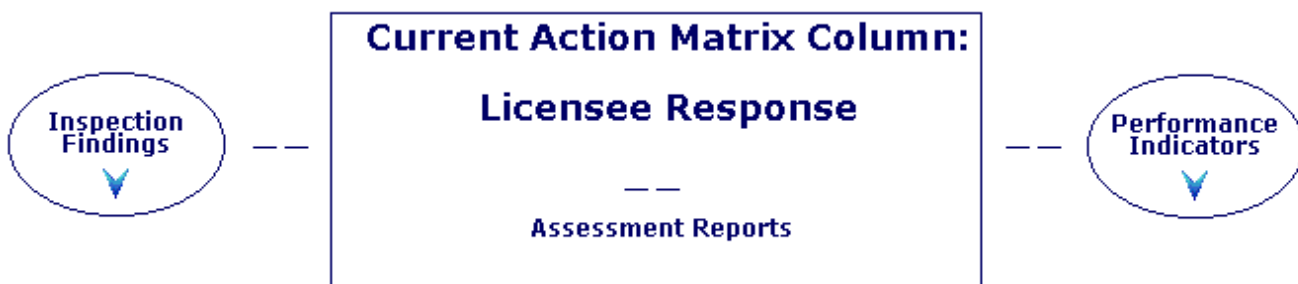
◆ **Cross Reference Of Assessment Reports**

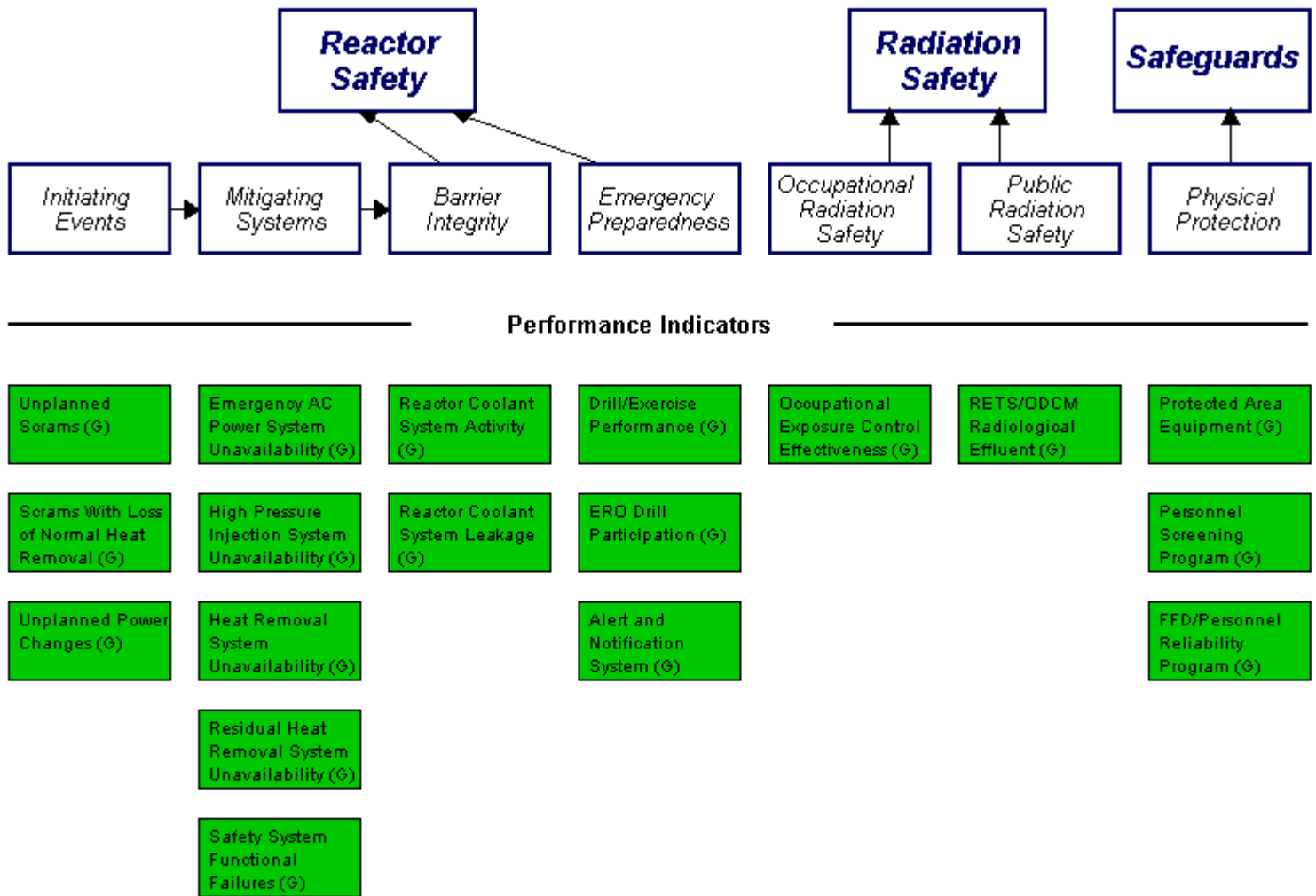
◆ **List of Inspection Reports**

◆ **List of Assessment Letters/Inspection Plans**

Last Modified: July 22, 2002

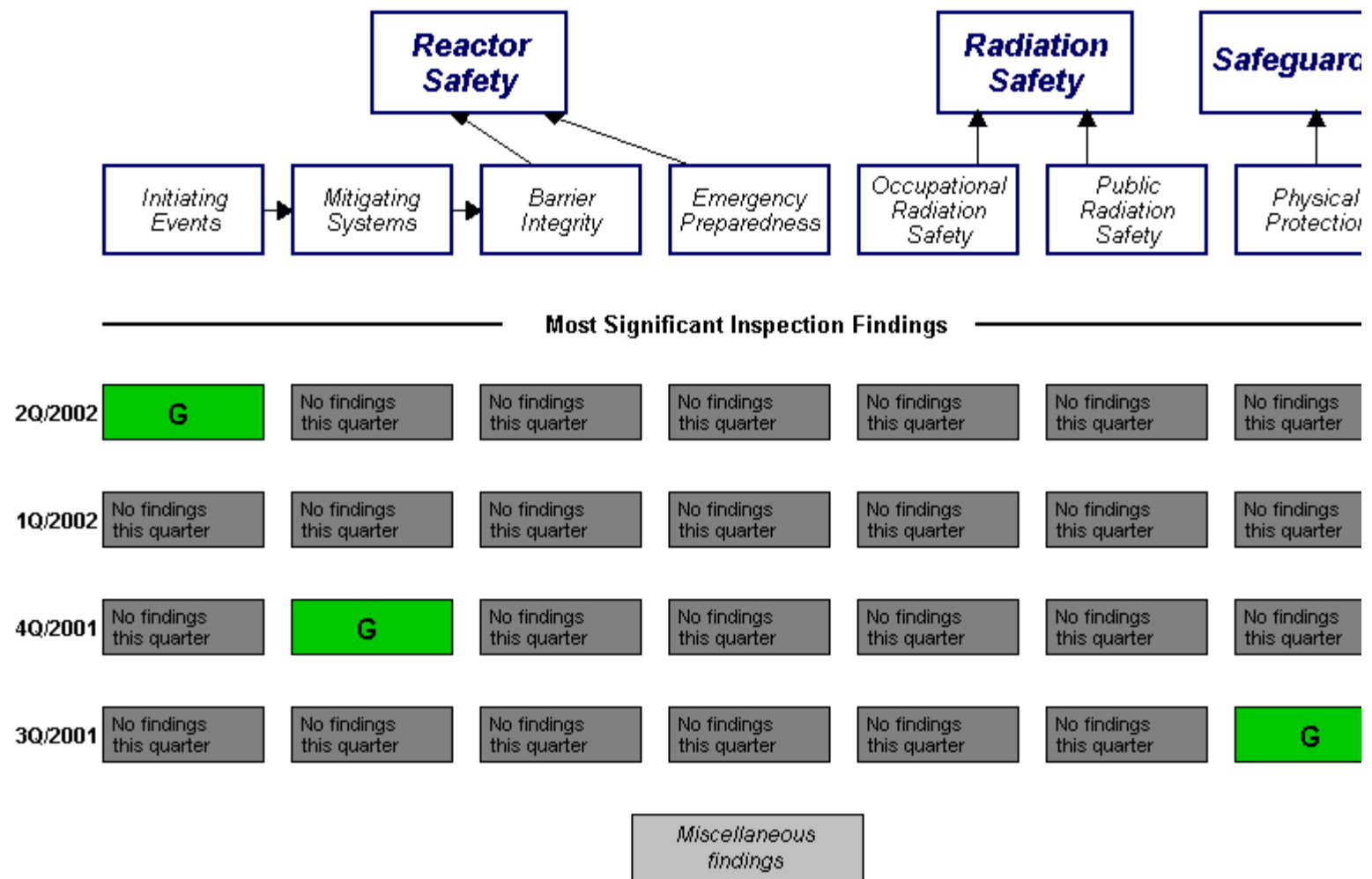
## Farley 1 2Q/2002 Performance Summary





Last Modified: July 31, 2002

**Legend:** R=Red    W=White    T=Thresholds under development    N=Not Applicable  
 Y=Yellow    G=Green    I=Insufficient data to calculate PI    U=Unique Design




---

**Additional Inspection & Assessment Information**

---

◆ **Assessment Reports/Inspection Plans:**

2Q/2002

1Q/2002

4Q/2001

3Q/2001

◆ **Cross Reference Of Assessment Reports**

◆ **List of Inspection Reports**

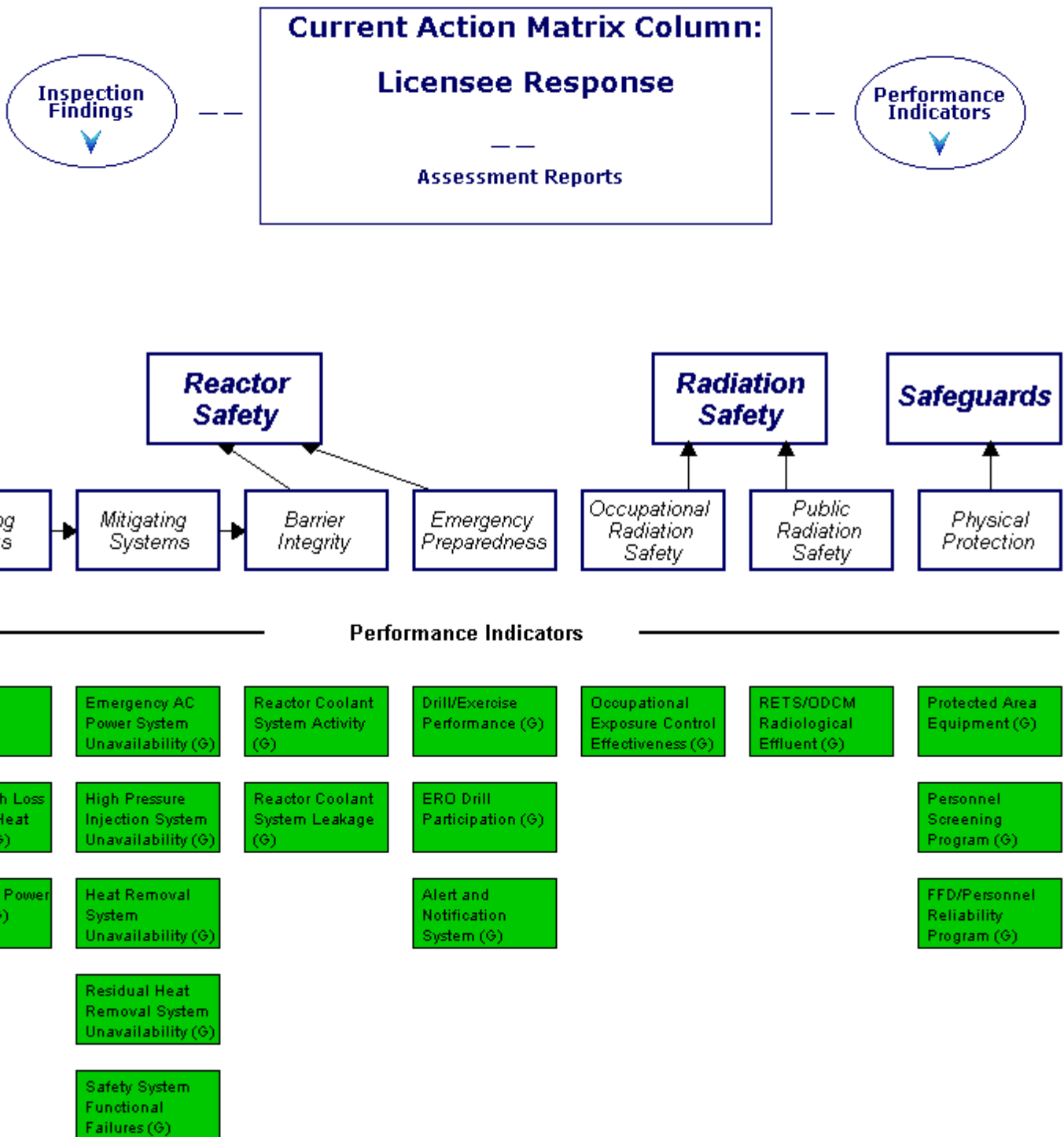
◆ **List of Assessment Letters/Inspection Plans**

Last Modified: August 29, 2002

[Action Matrix Summary](#) | [Inspection Findings Summary](#) | [PI Summary](#) | [Reactor Oversight Process](#)

# Farley 1

## 3Q/2002 Performance Summary



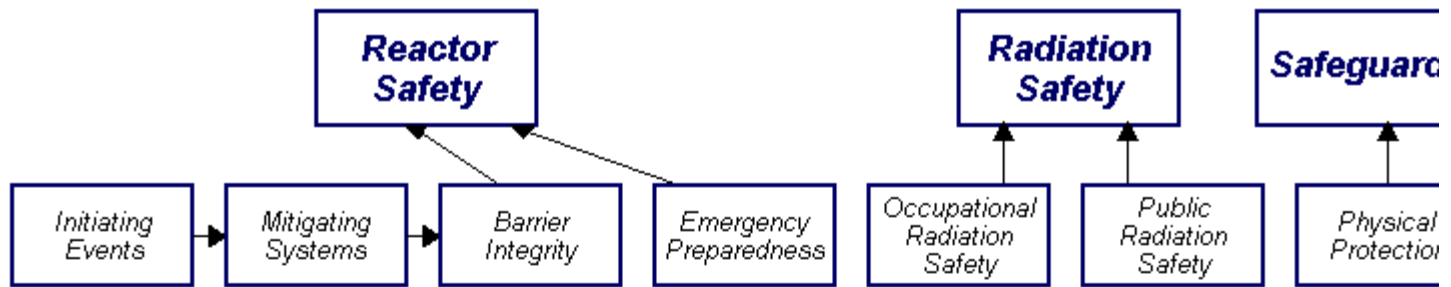
Last Modified: October 22, 2002

**Legend:** R=Red  
Y=Yellow

W=White  
G=Green

T=Thresholds under development  
I=Insufficient data to calculate PI

N=Not Applicable  
U=Unique Design



### Most Significant Inspection Findings

3Q/2002	No findings this quarter	No findings this quarter	No findings this quarter	No findings this quarter	No findings this quarter	No findings this quarter	G
2Q/2002	G	No findings this quarter	No findings this quarter	No findings this quarter	No findings this quarter	No findings this quarter	No findings this quarter
1Q/2002	No findings this quarter	No findings this quarter	No findings this quarter	No findings this quarter	No findings this quarter	No findings this quarter	No findings this quarter
4Q/2001	No findings this quarter	G	No findings this quarter	No findings this quarter	No findings this quarter	No findings this quarter	No findings this quarter

Miscellaneous findings

### Additional Inspection & Assessment Information

#### ◆ Assessment Reports/Inspection Plans:

3Q/2002

2Q/2002

1Q/2002

4Q/2001

#### ◆ Cross Reference Of Assessment Reports

#### ◆ List of Inspection Reports

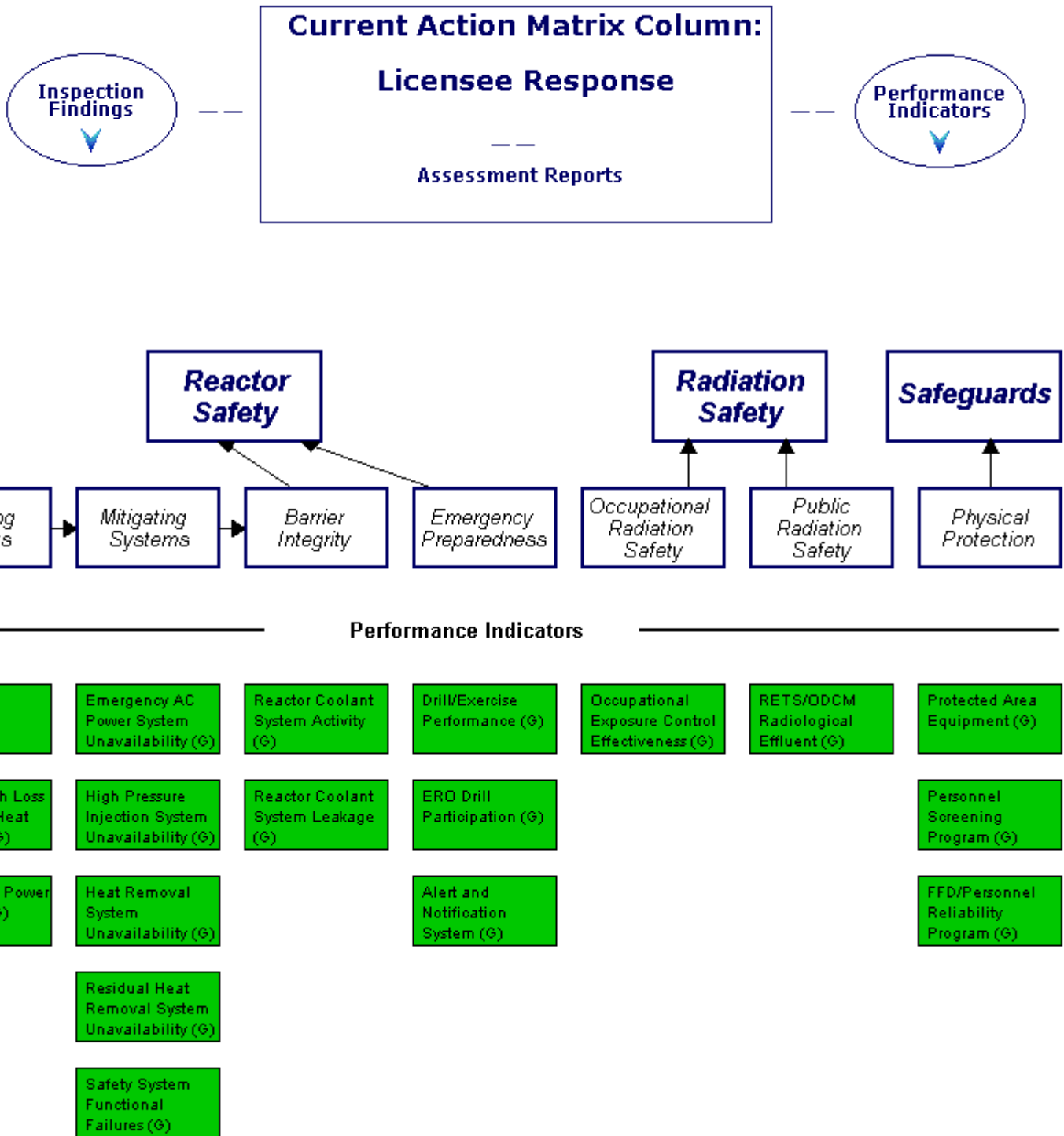
#### ◆ List of Assessment Letters/Inspection Plans





# Farley 1

## 4Q/2002 Performance Summary

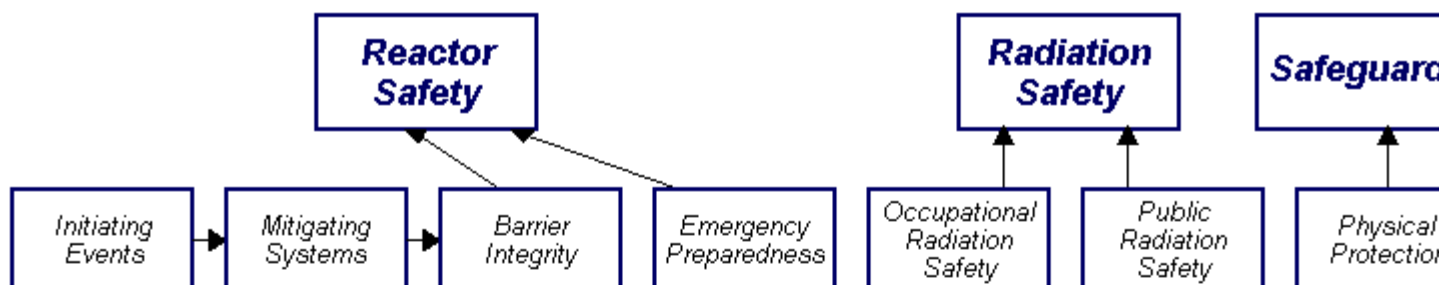


Legend: R=Red  
Y=Yellow

W=White  
G=Green

T=Thresholds under development  
I=Insufficient data to calculate PI

N=Not Applicable  
U=Unique Design



### Most Significant Inspection Findings

4Q/2002	No findings this quarter	<b>G</b>	No findings this quarter	No findings this quarter	No findings this quarter	No findings this quarter	No findings this quarter
3Q/2002	No findings this quarter	<b>G</b>	No findings this quarter	No findings this quarter	No findings this quarter	No findings this quarter	Findings with color designation
2Q/2002	<b>G</b>	No findings this quarter	No findings this quarter	No findings this quarter	No findings this quarter	No findings this quarter	No findings this quarter
1Q/2002	No findings this quarter	No findings this quarter	No findings this quarter	No findings this quarter	No findings this quarter	No findings this quarter	No findings this quarter

Miscellaneous findings

### Additional Inspection & Assessment Information

#### ◆ Assessment Reports/Inspection Plans:

4Q/2002

3Q/2002

2Q/2002

1Q/2002

#### ◆ Cross Reference Of Assessment Reports

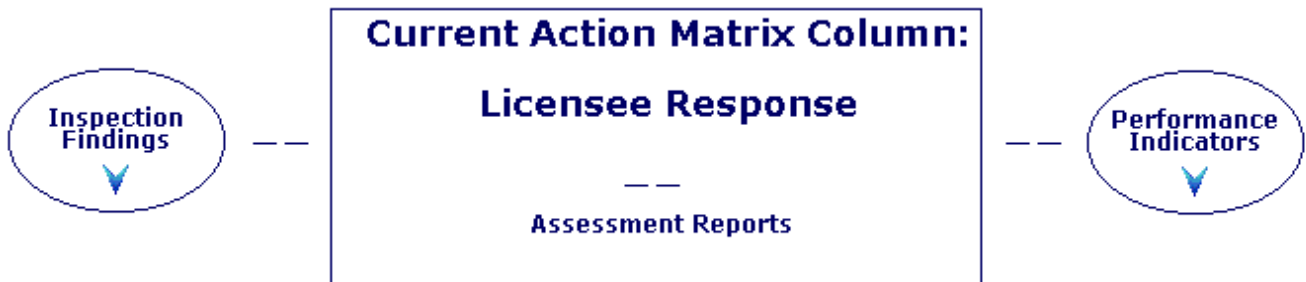
#### ◆ List of Inspection Reports

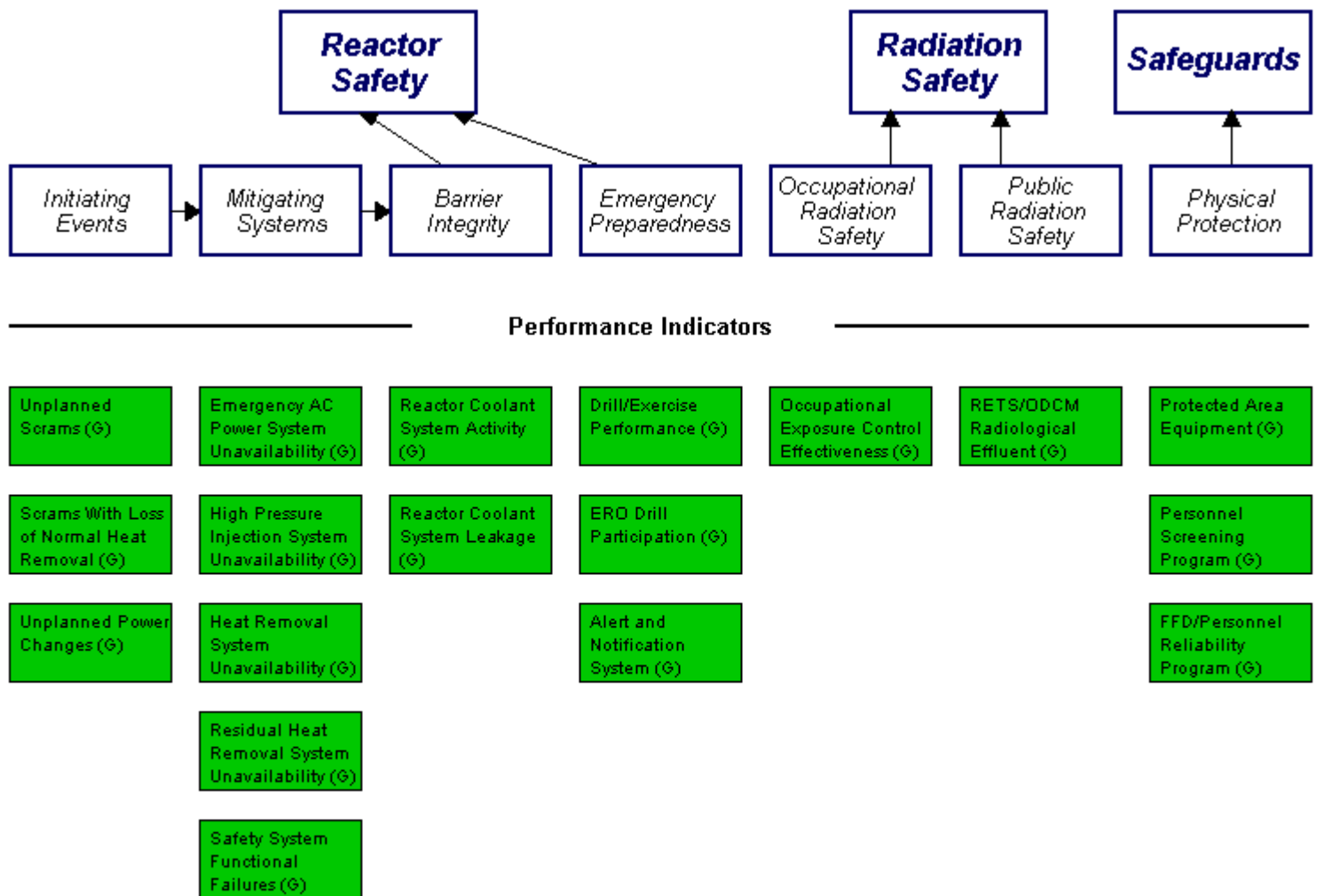
#### ◆ List of Assessment Letters/Inspection Plans

Last Modified: March 25, 2003



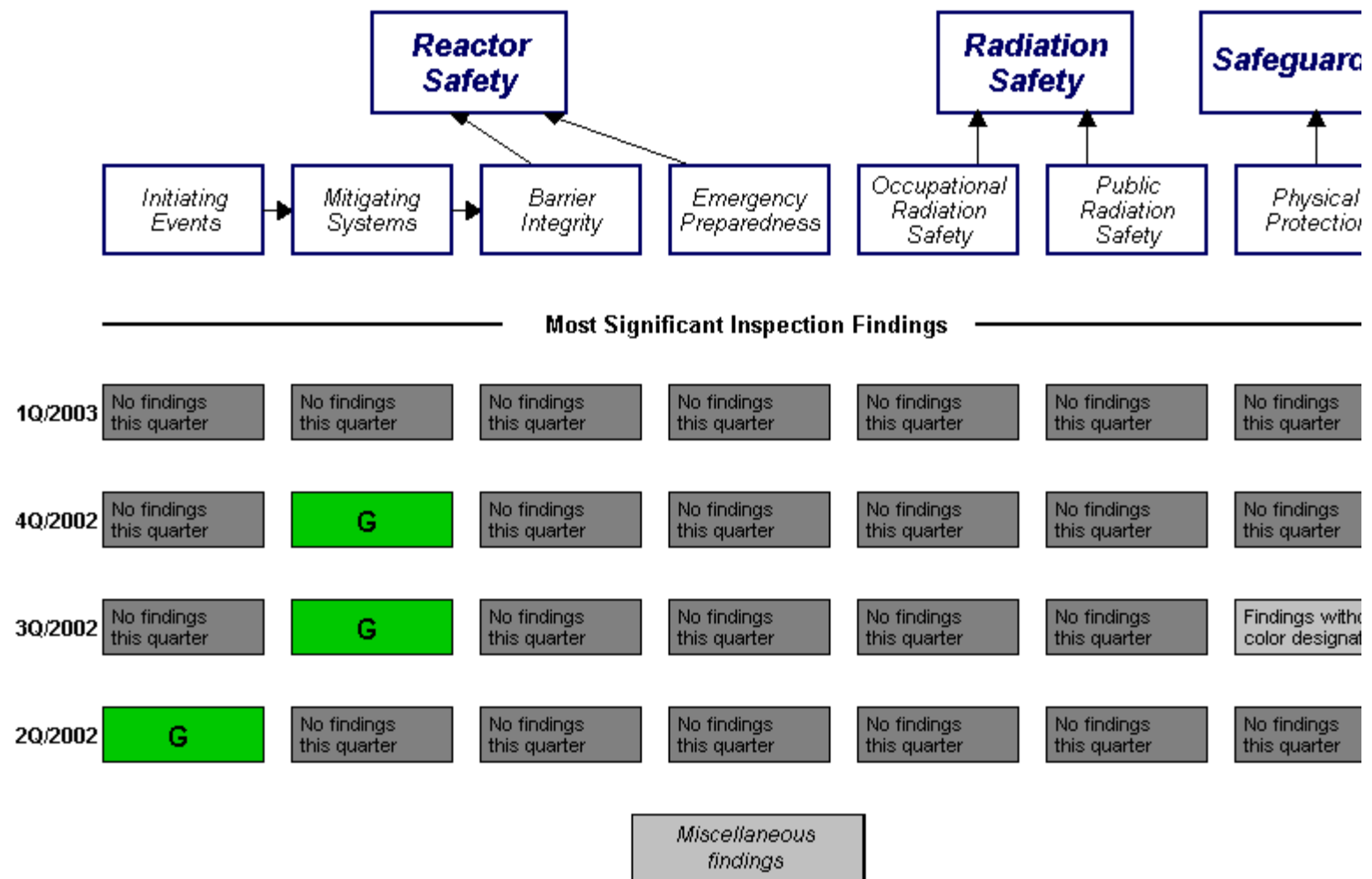
## Farley 1 1Q/2003 Performance Summary





Last Modified: April 22, 2003

**Legend:** R=Red    W=White    T=Thresholds under development    N=Not Applicable  
 Y=Yellow    G=Green    I=Insufficient data to calculate PI    U=Unique Design




---

**Additional Inspection & Assessment Information**

---

◆ **Assessment Reports/Inspection Plans:**

1Q/2003

4Q/2002

3Q/2002

2Q/2002

◆ **Cross Reference Of Assessment Reports**

◆ **List of Inspection Reports**

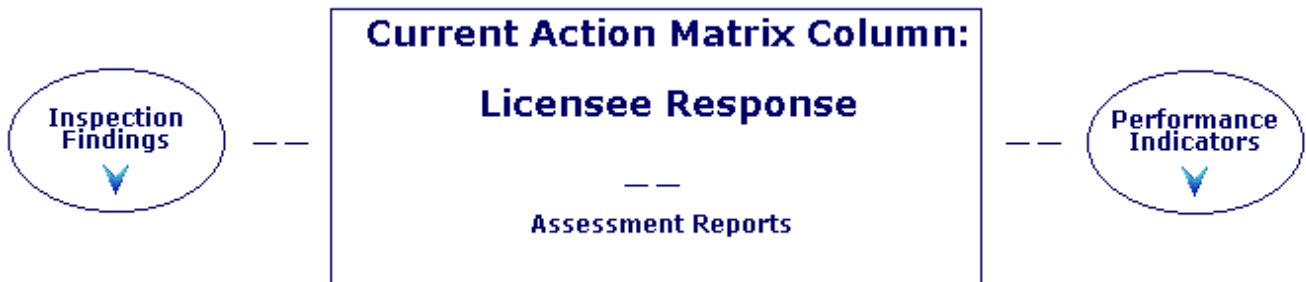
◆ **List of Assessment Letters/Inspection Plans**

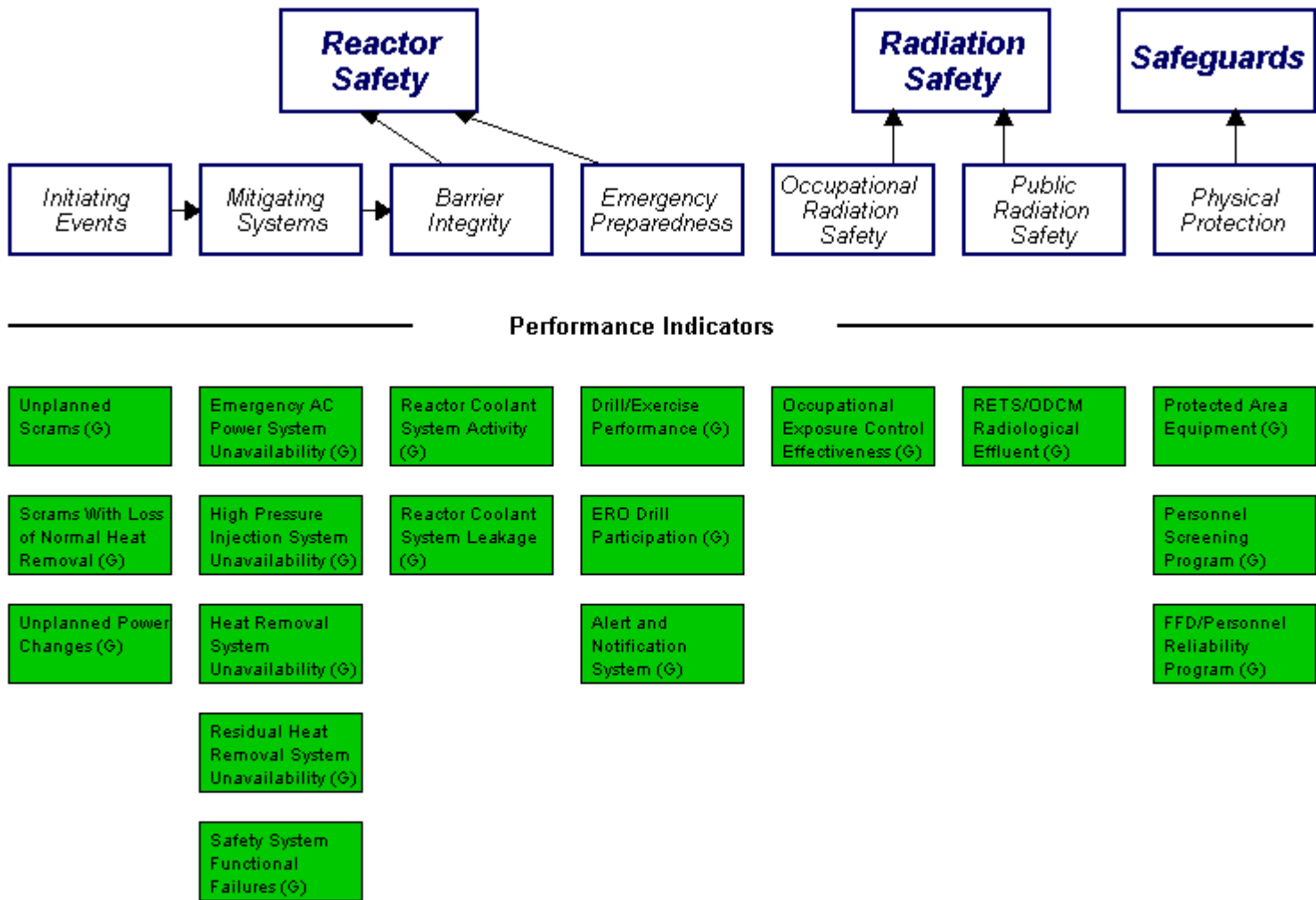
*Last Modified: May 30, 2003*

[Action Matrix Summary](#) | [Inspection Findings Summary](#) | [PI Summary](#) | [Reactor Oversight Process](#)



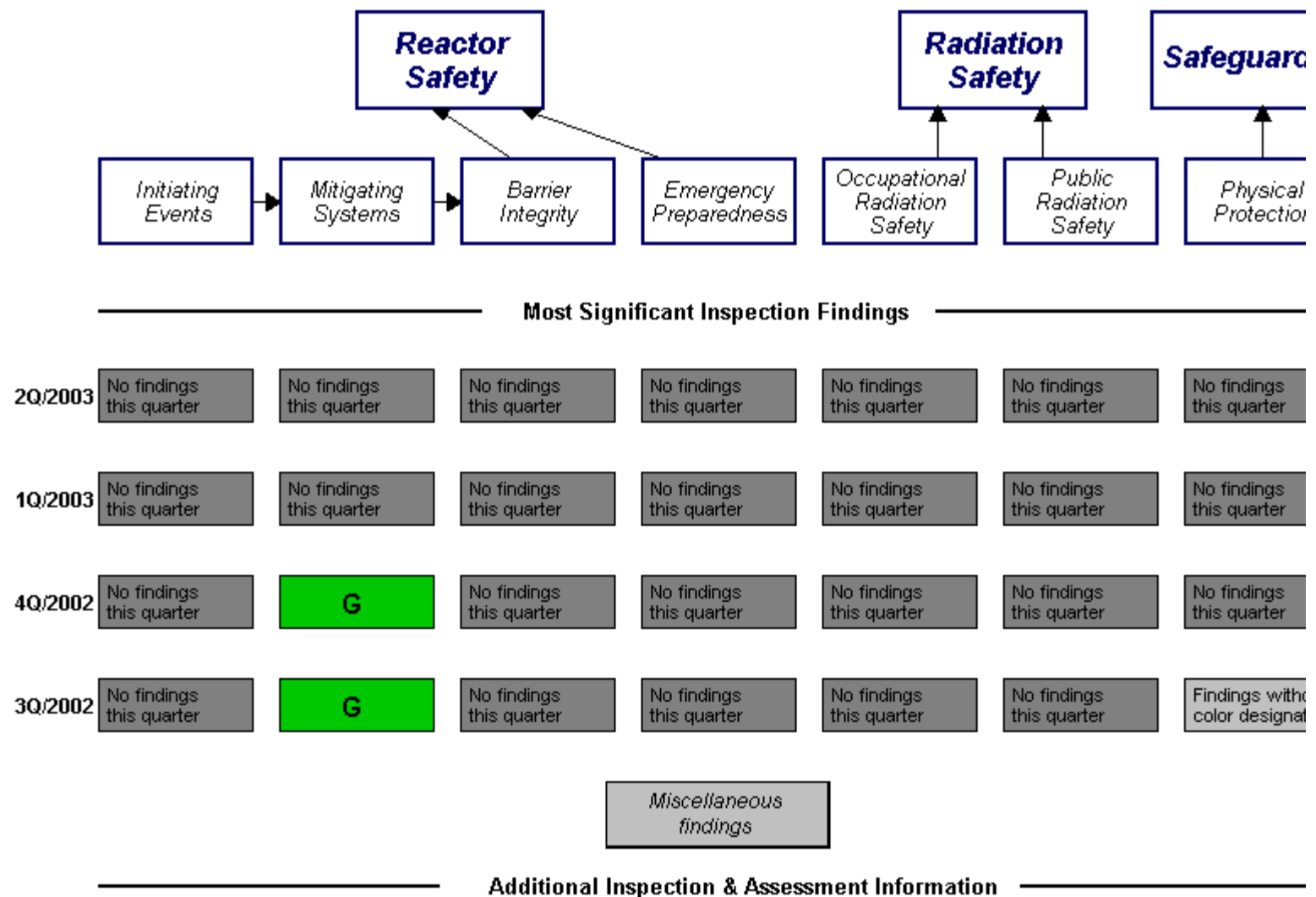
## Farley 1 2Q/2003 Performance Summary





Last Modified: July 22, 2003

**Legend:** R=Red W=White T=Thresholds under development N=Not Applicable  
 Y=Yellow G=Green I=Insufficient data to calculate PI U=Unique Design



◆ **Assessment Reports/Inspection Plans:**

2Q/2003

1Q/2003

4Q/2002

3Q/2002

◆ **Cross Reference Of Assessment Reports**

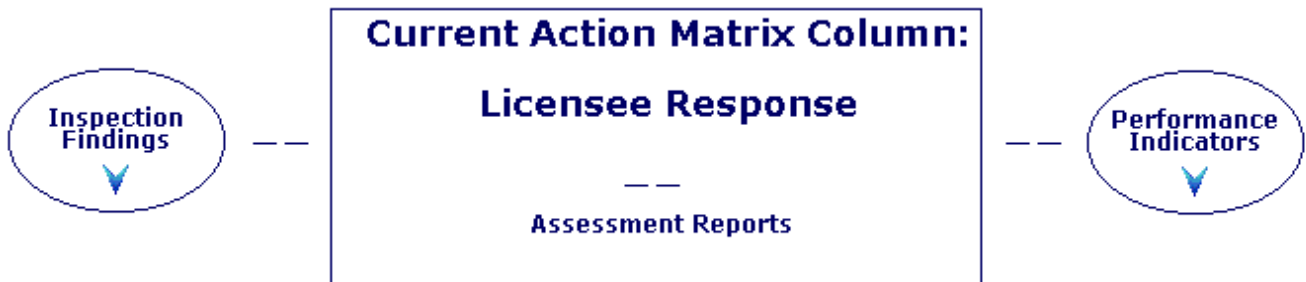
◆ **List of Inspection Reports**

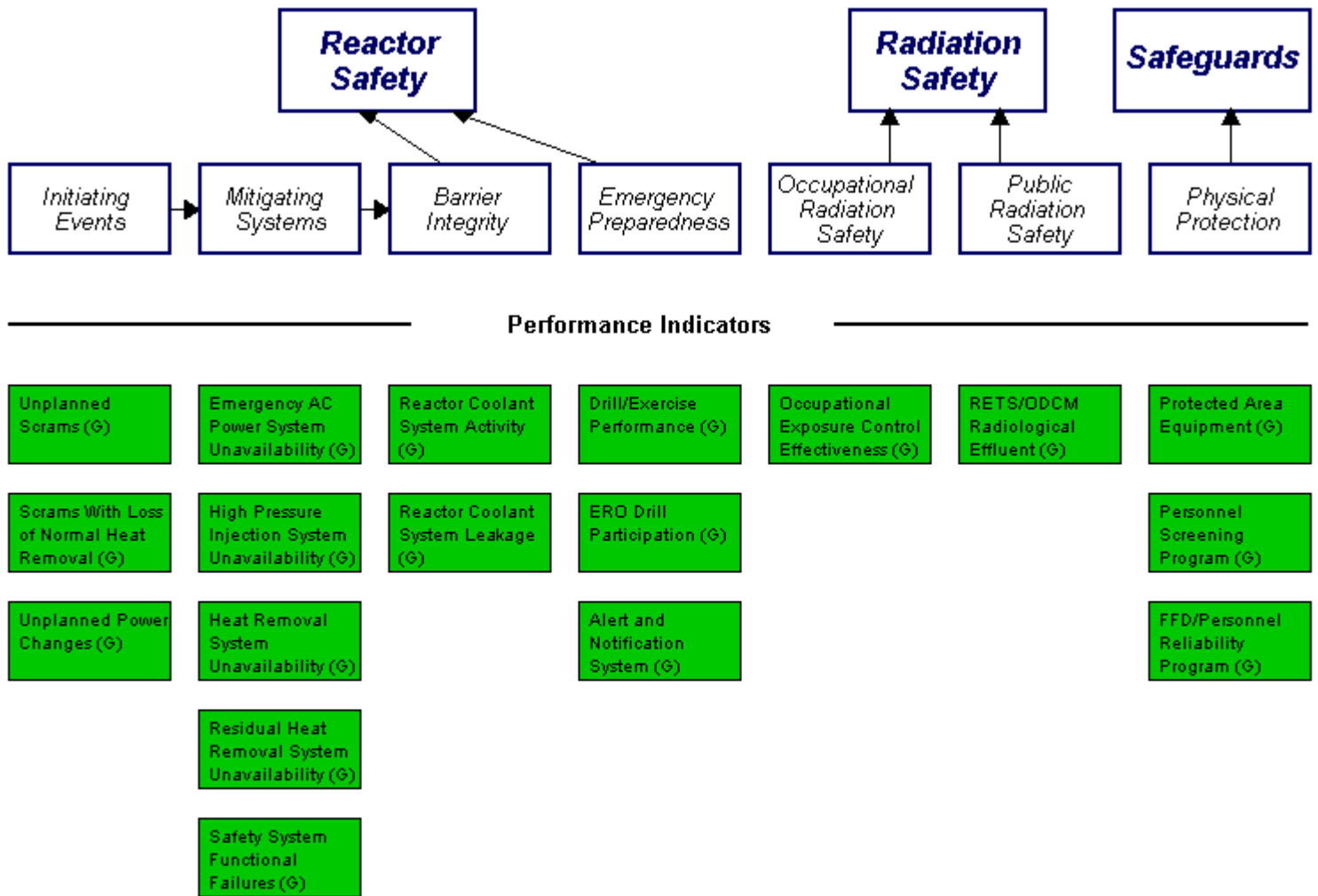
◆ **List of Assessment Letters/Inspection Plans**

*Last Modified: September 4, 2003*

[Action Matrix Summary](#) | [Inspection Findings Summary](#) | [PI Summary](#) | [Reactor Oversight Process](#)

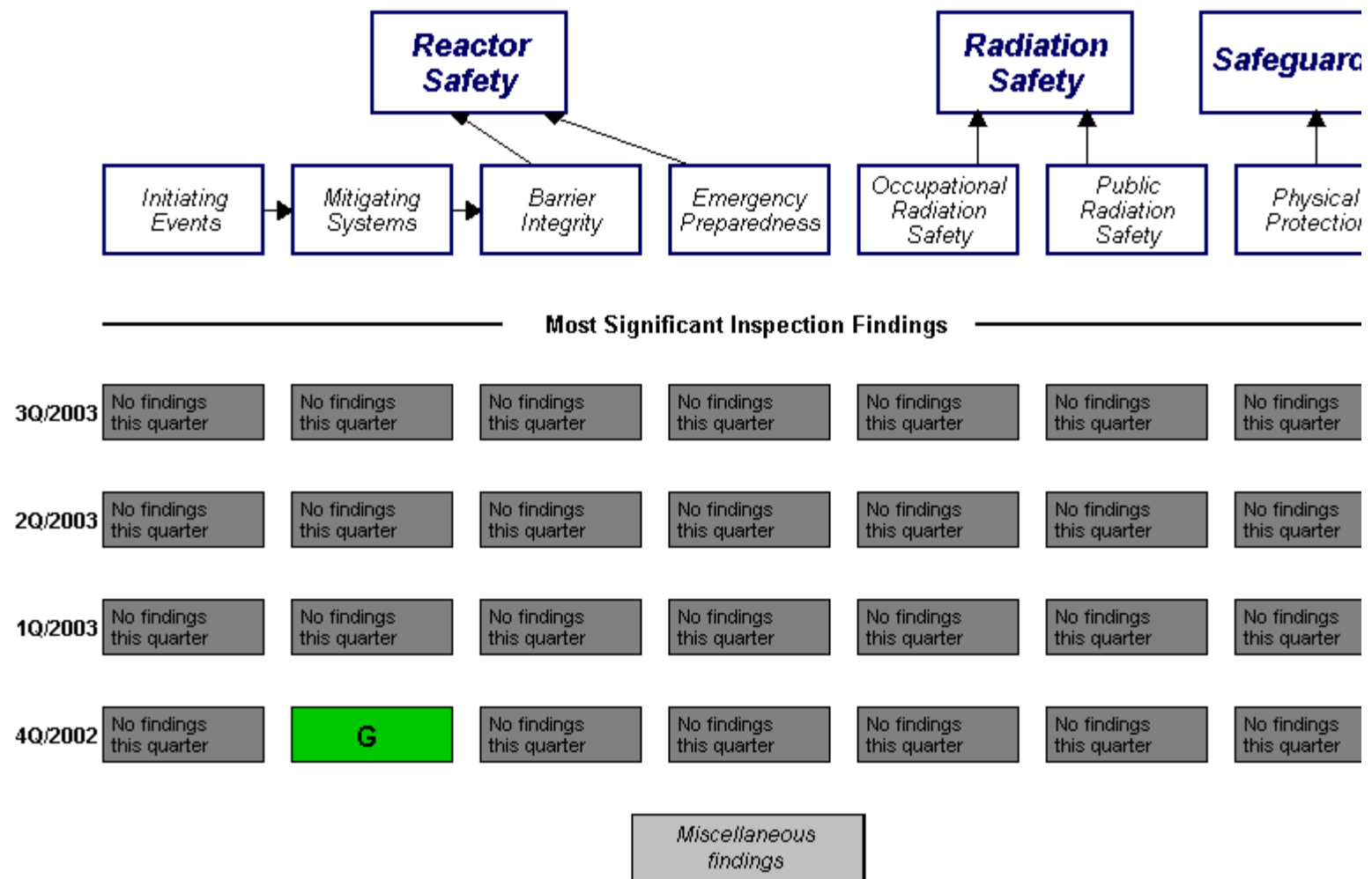
## Farley 1 3Q/2003 Performance Summary





Last Modified: October 22, 2003

Legend: R=Red W=White T=Thresholds under development N=Not Applicable  
Y=Yellow G=Green I=Insufficient data to calculate PI U=Unique Design




---

**Additional Inspection & Assessment Information**

---

◆ **Assessment Reports/Inspection Plans:**

3Q/2003

2Q/2003

1Q/2003

4Q/2002

◆ **Cross Reference Of Assessment Reports**

◆ **List of Inspection Reports**

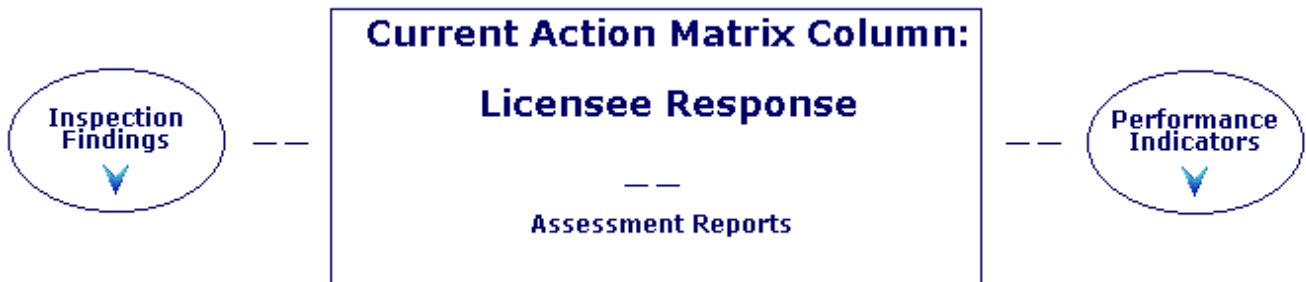
◆ **List of Assessment Letters/Inspection Plans**

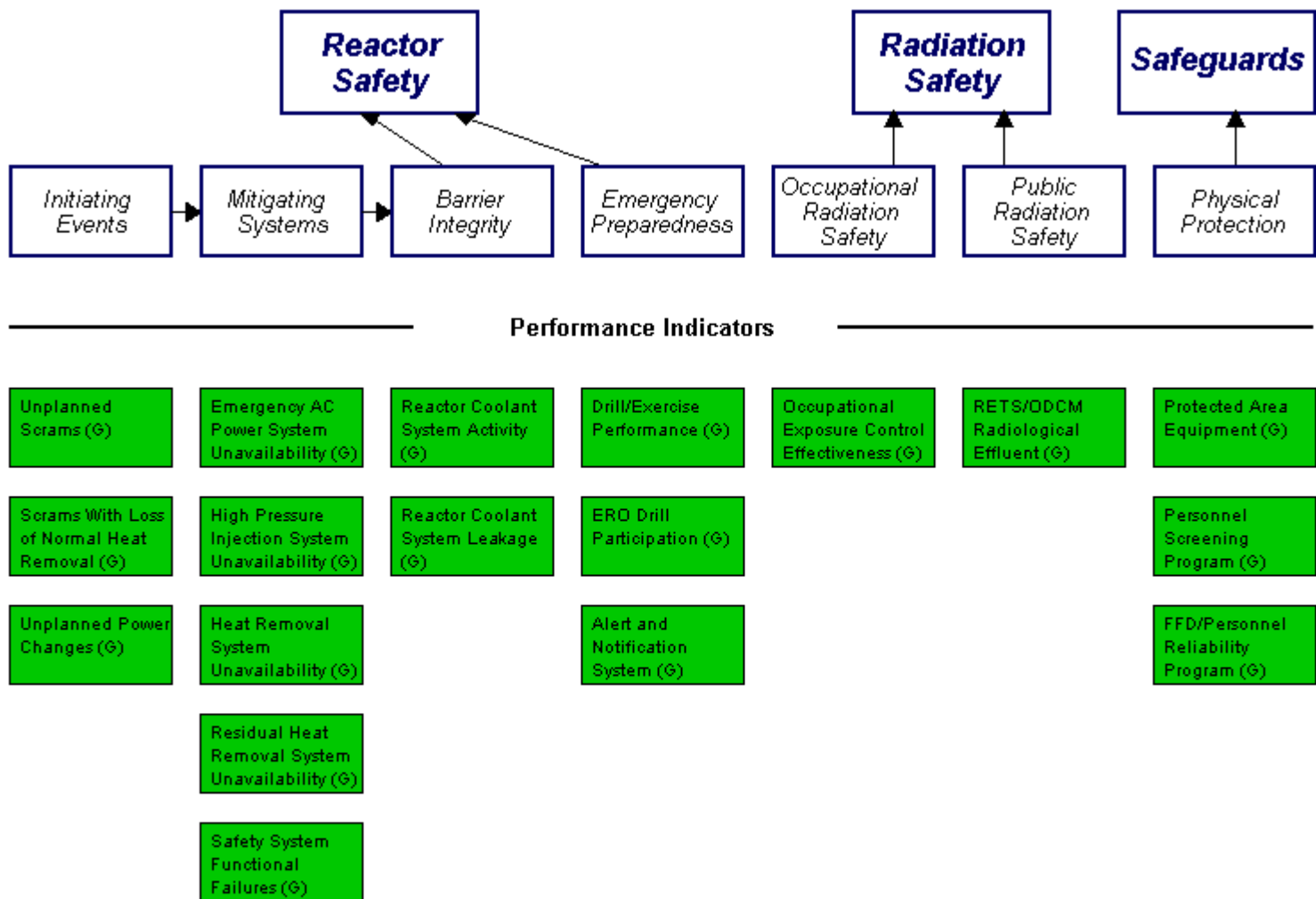
Last Modified: December 1, 2003

[Action Matrix Summary](#) | [Inspection Findings Summary](#) | [PI Summary](#) | [Reactor Oversight Process](#)



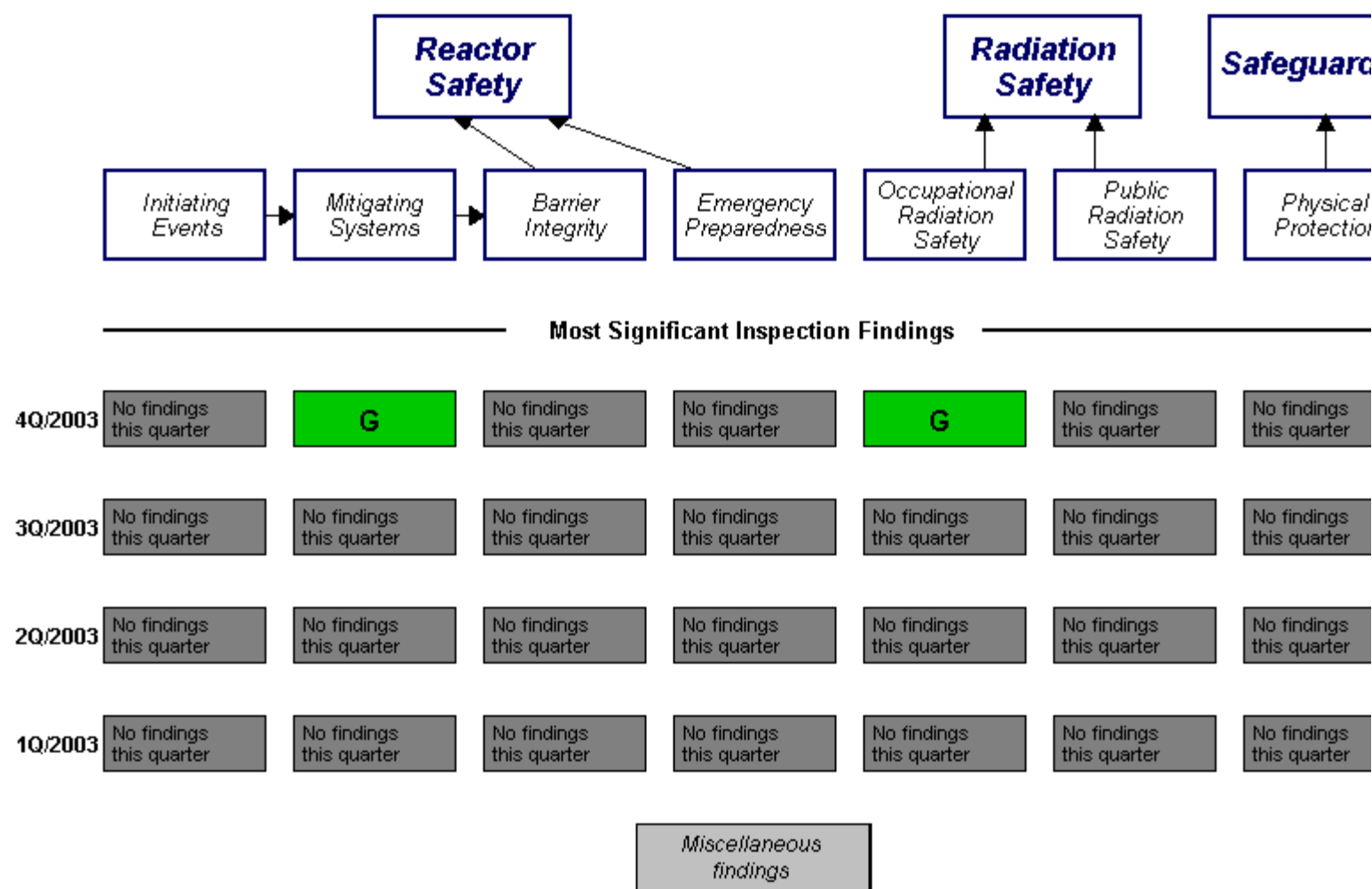
## Farley 1 4Q/2003 Performance Summary





Last Modified: January 23, 2004

**Legend:** R=Red W=White T=Thresholds under development N=Not Applicable  
 Y=Yellow G=Green I=Insufficient data to calculate PI U=Unique Design



**Additional Inspection & Assessment Information**

◆ **Assessment Reports/Inspection Plans:**

4Q/2003

3Q/2003

2Q/2003

1Q/2003

◆ **Cross Reference Of Assessment Reports**

◆ **List of Inspection Reports**

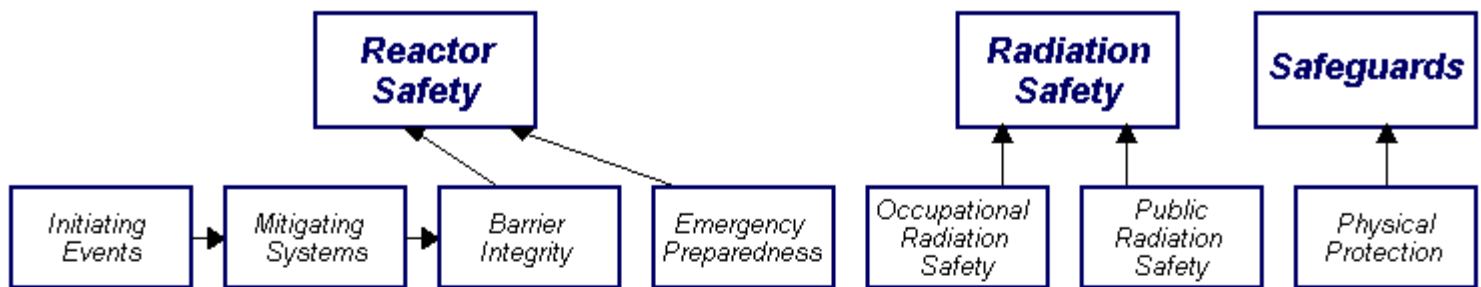
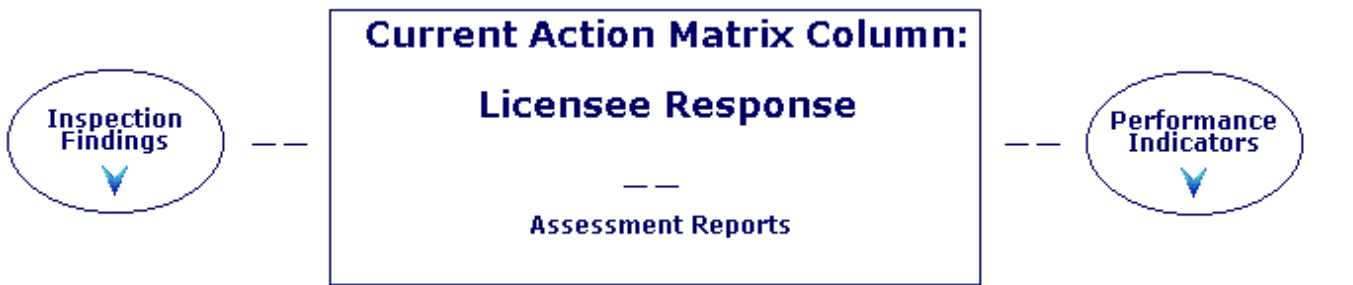
◆ **List of Assessment Letters/Inspection Plans**

*Last Modified: March 2, 2004*

[Action Matrix Summary](#) | [Inspection Findings Summary](#) | [PI Summary](#) | [Reactor Oversight Process](#)

# Farley 1

## 1Q/2004 Performance Summary



### Performance Indicators

Unplanned Scrams (G)	Emergency AC Power System Unavailability (G)	Reactor Coolant System Activity (G)	Drill/Exercise Performance (G)	Occupational Exposure Control Effectiveness (G)	RETS/ODCM Radiological Effluent (G)	Protected Area Equipment (G)
Scrams With Loss of Normal Heat Removal (G)	High Pressure Injection System Unavailability (G)	Reactor Coolant System Leakage (G)	ERO Drill Participation (G)			Personnel Screening Program (G)
Unplanned Power Changes (G)	Heat Removal System Unavailability (G)		Alert and Notification System (G)			FFD/Personnel Reliability Program (G)
	Residual Heat Removal System Unavailability (G)					
	Safety System Functional Failures (G)					

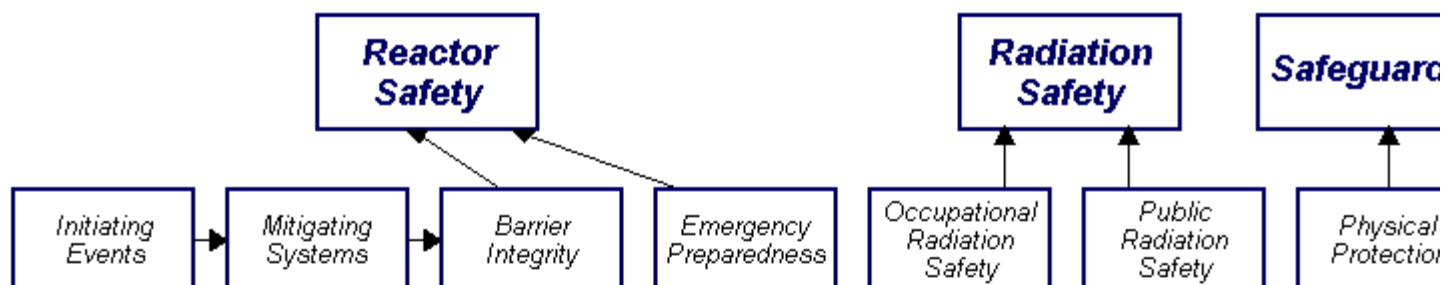
Last Modified: April 22, 2004

Legend: R=Red  
Y=Yellow

W=White  
G=Green

T=Thresholds under development  
I=Insufficient data to calculate PI

N=Not Applicable  
U=Unique Design



### Most Significant Inspection Findings

1Q/2004	No findings this quarter	G	No findings this quarter	No findings this quarter	No findings this quarter	No findings this quarter	No findings this quarter
4Q/2003	No findings this quarter	G	No findings this quarter	No findings this quarter	G	No findings this quarter	No findings this quarter
3Q/2003	No findings this quarter	No findings this quarter	No findings this quarter	No findings this quarter	No findings this quarter	No findings this quarter	No findings this quarter
2Q/2003	No findings this quarter	No findings this quarter	No findings this quarter	No findings this quarter	No findings this quarter	No findings this quarter	No findings this quarter

Miscellaneous findings

### Additional Inspection & Assessment Information

#### ◆ Assessment Reports/Inspection Plans:

1Q/2004

4Q/2003

3Q/2003

2Q/2003

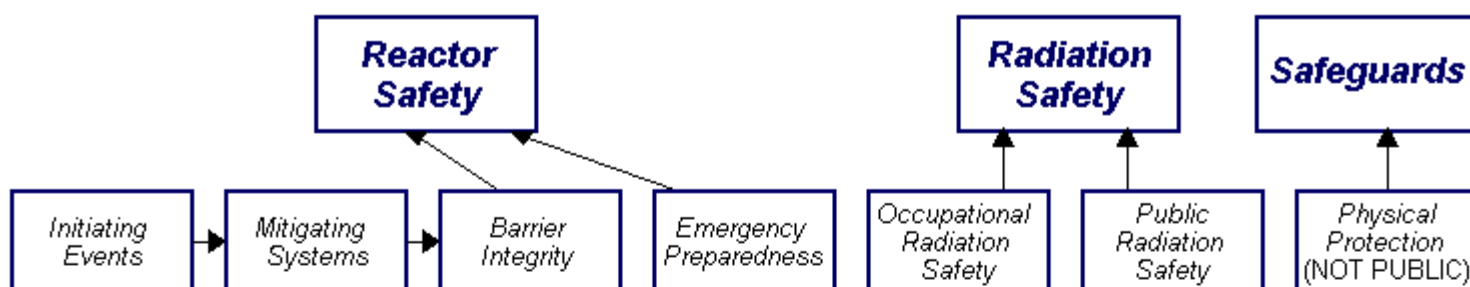
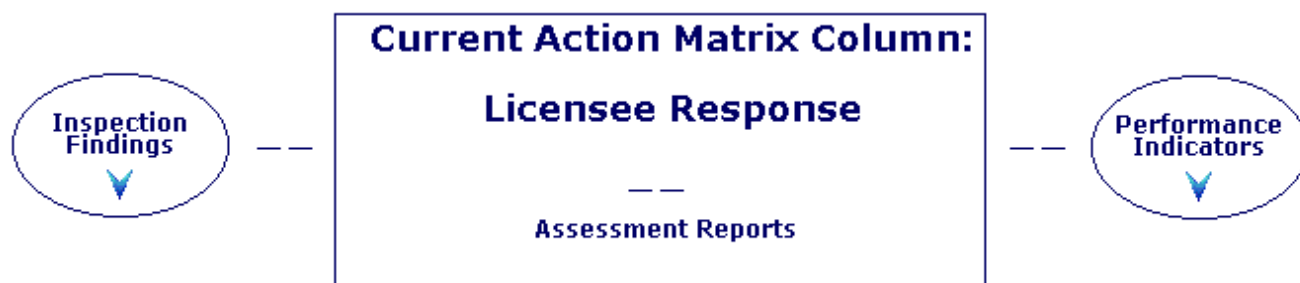
#### ◆ Cross Reference Of Assessment Reports

#### ◆ List of Inspection Reports

#### ◆ List of Assessment Letters/Inspection Plans

Last Modified: May 5, 2004

# Farley 1 2Q/2004 Performance Summary

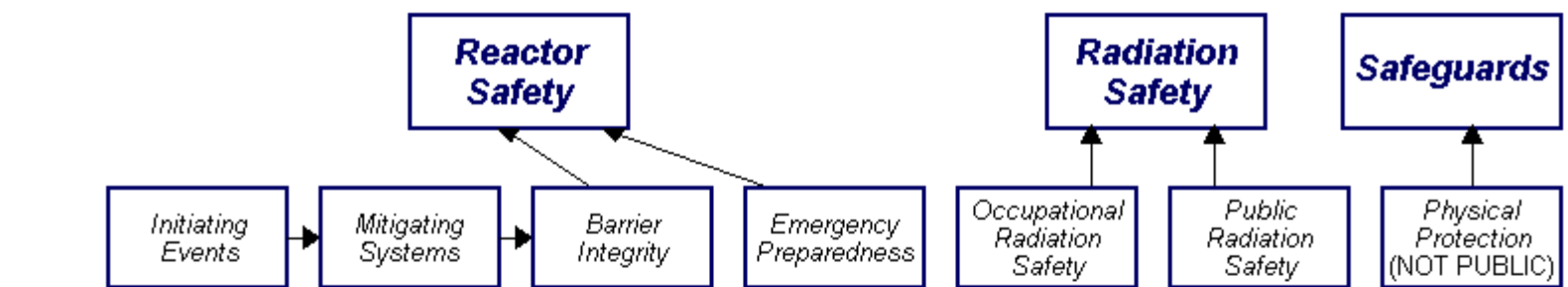


## Performance Indicators

Unplanned Scrams (G)	Emergency AC Power System Unavailability (G)	Reactor Coolant System Activity (G)	Drill/Exercise Performance (G)	Occupational Exposure Control Effectiveness (G)	RETS/ODCM Radiological Effluent (G)
Scrams With Loss of Normal Heat Removal (G)	High Pressure Injection System Unavailability (G)	Reactor Coolant System Leakage (G)	ERO Drill Participation (G)		
Unplanned Power Changes (G)	Heat Removal System Unavailability (G)		Alert and Notification System (G)		
	Residual Heat Removal System Unavailability (G)				
	Safety System Functional Failures (G)				

Last Modified: September 8, 2004

**Legend:** R=Red      W=White      T=Thresholds under development      N=Not Applicable  
 Y=Yellow      G=Green      I=Insufficient data to calculate PI      U=Unique Design




---

### Most Significant Inspection Findings

---

2Q/2004	No findings this quarter	No findings this quarter	No findings this quarter	No findings this quarter	No findings this quarter	No findings this quarter
1Q/2004	No findings this quarter	G	No findings this quarter	No findings this quarter	No findings this quarter	No findings this quarter
4Q/2003	No findings this quarter	G	No findings this quarter	No findings this quarter	G	No findings this quarter
3Q/2003	No findings this quarter	No findings this quarter	No findings this quarter	No findings this quarter	No findings this quarter	No findings this quarter

Miscellaneous findings

---

### Additional Inspection & Assessment Information

---

◆ **Assessment Reports/Inspection Plans:**

2Q/2004

1Q/2004

4Q/2003

3Q/2003

◆ **Cross Reference Of Assessment Reports**

◆ **List of Inspection Reports**

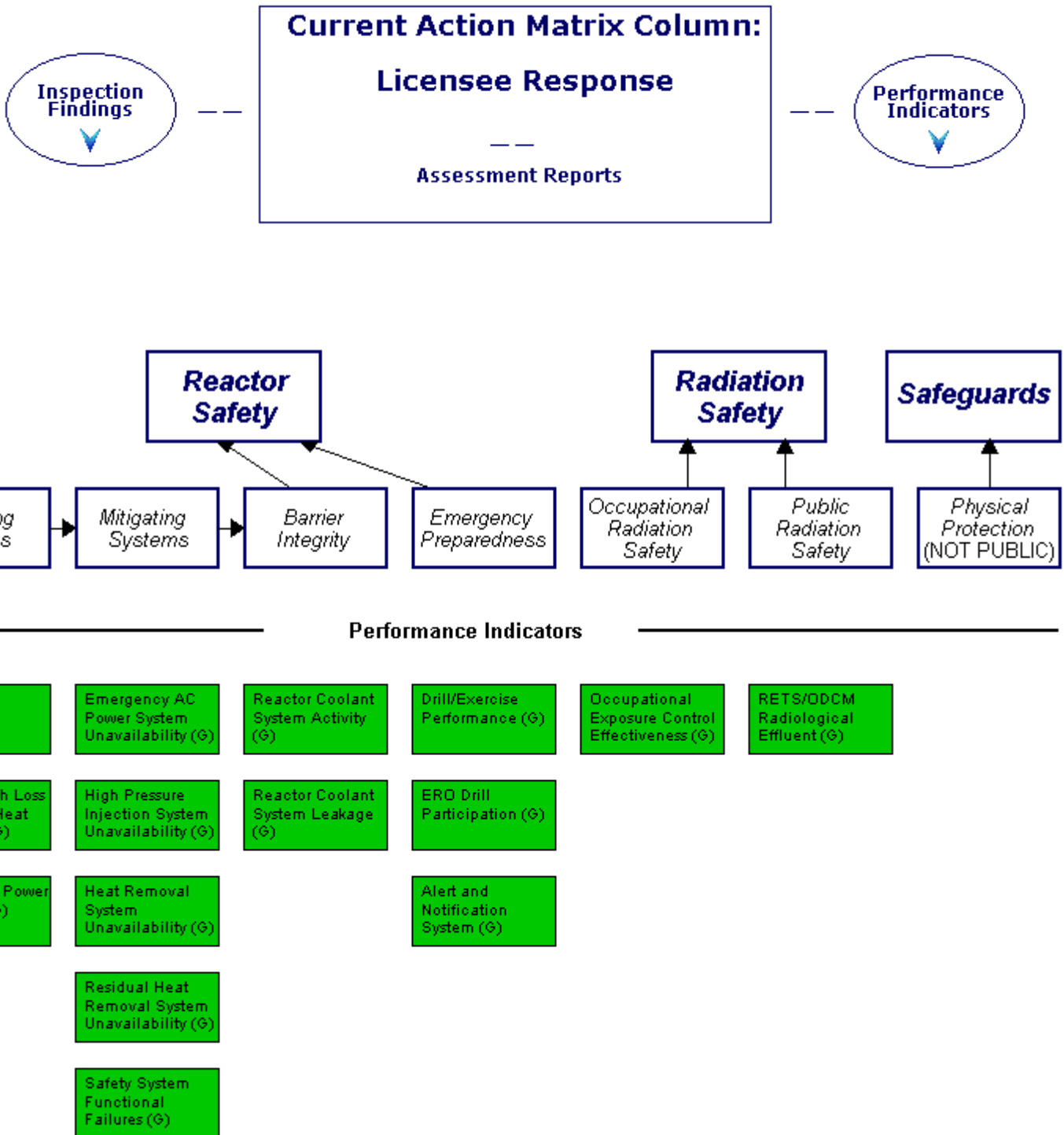
◆ **List of Assessment Letters/Inspection Plans**

Last Modified: September 8, 2004



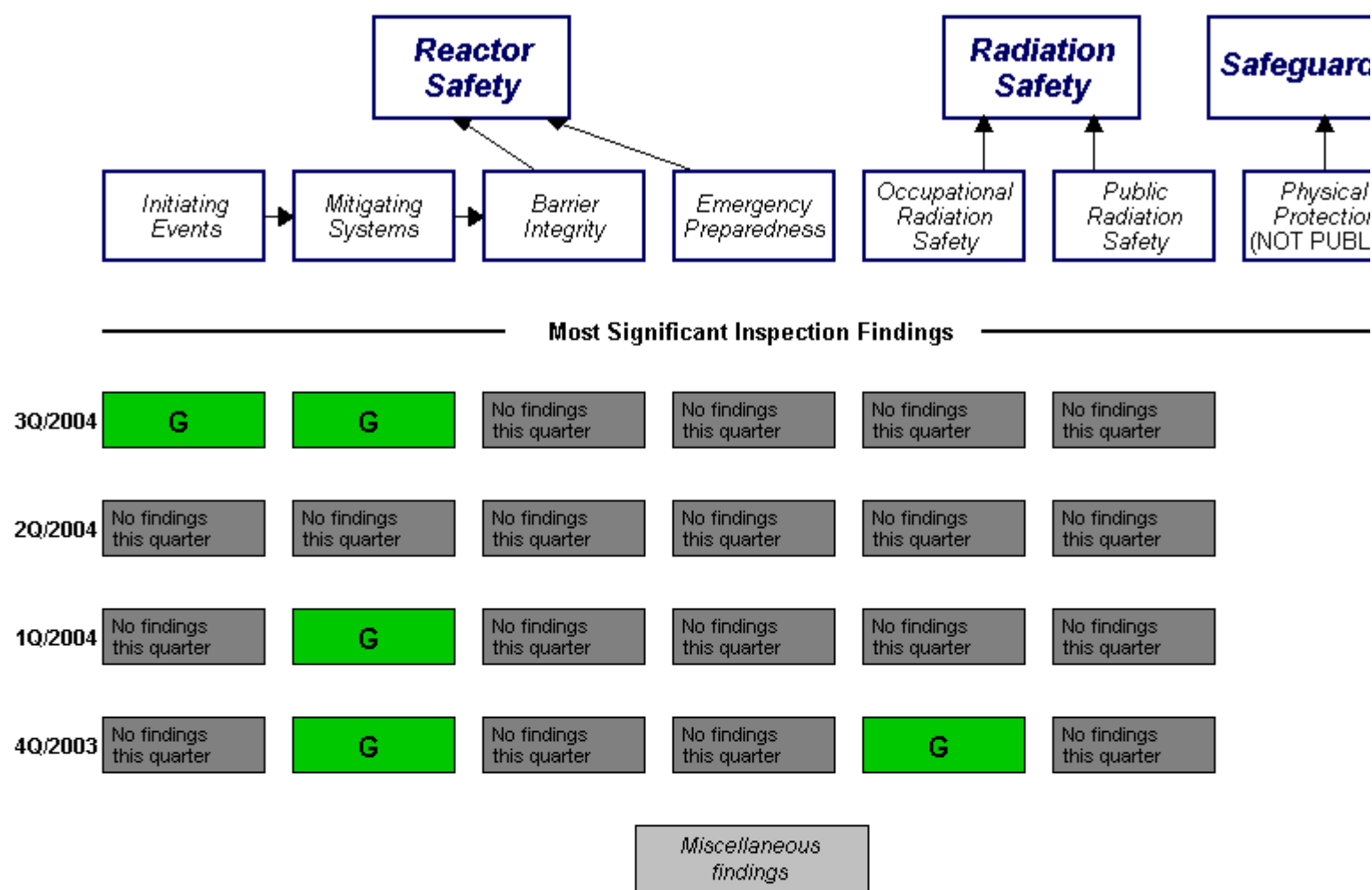
# Farley 1

## 3Q/2004 Performance Summary



Last Modified: October 25, 2004

**Legend:** R=Red    W=White    T=Thresholds under development    N=Not Applicable  
 Y=Yellow    G=Green    I=Insufficient data to calculate PI    U=Unique Design




---

### Additional Inspection & Assessment Information

---

◆ **Assessment Reports/Inspection Plans:**

3Q/2004

2Q/2004

1Q/2004

4Q/2003

◆ **Cross Reference Of Assessment Reports**

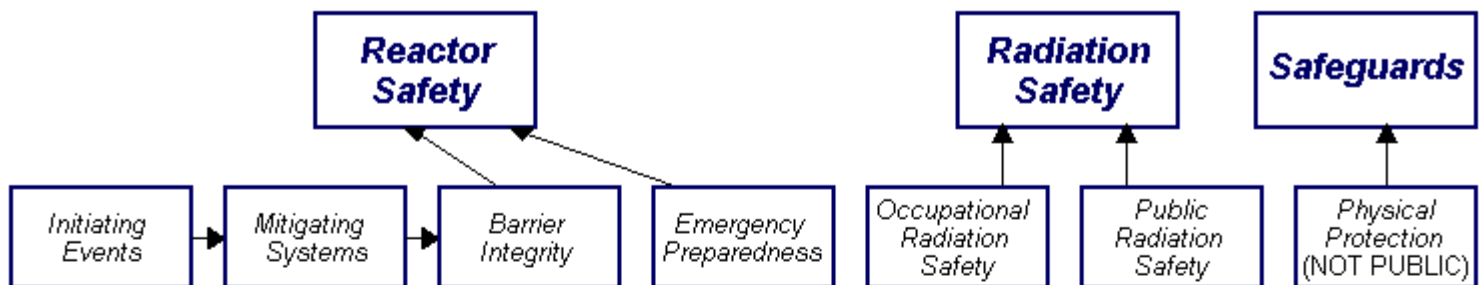
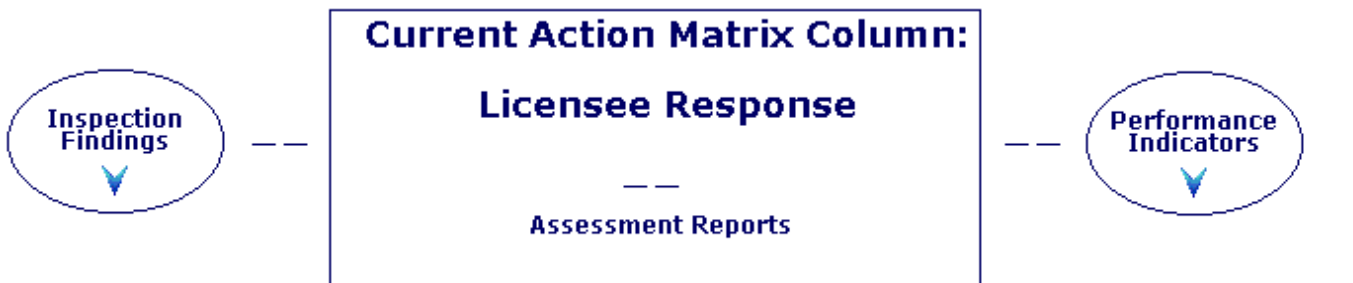
◆ **List of Inspection Reports**

◆ **List of Assessment Letters/Inspection Plans**

Last Modified: December 29, 2004

# Farley 1

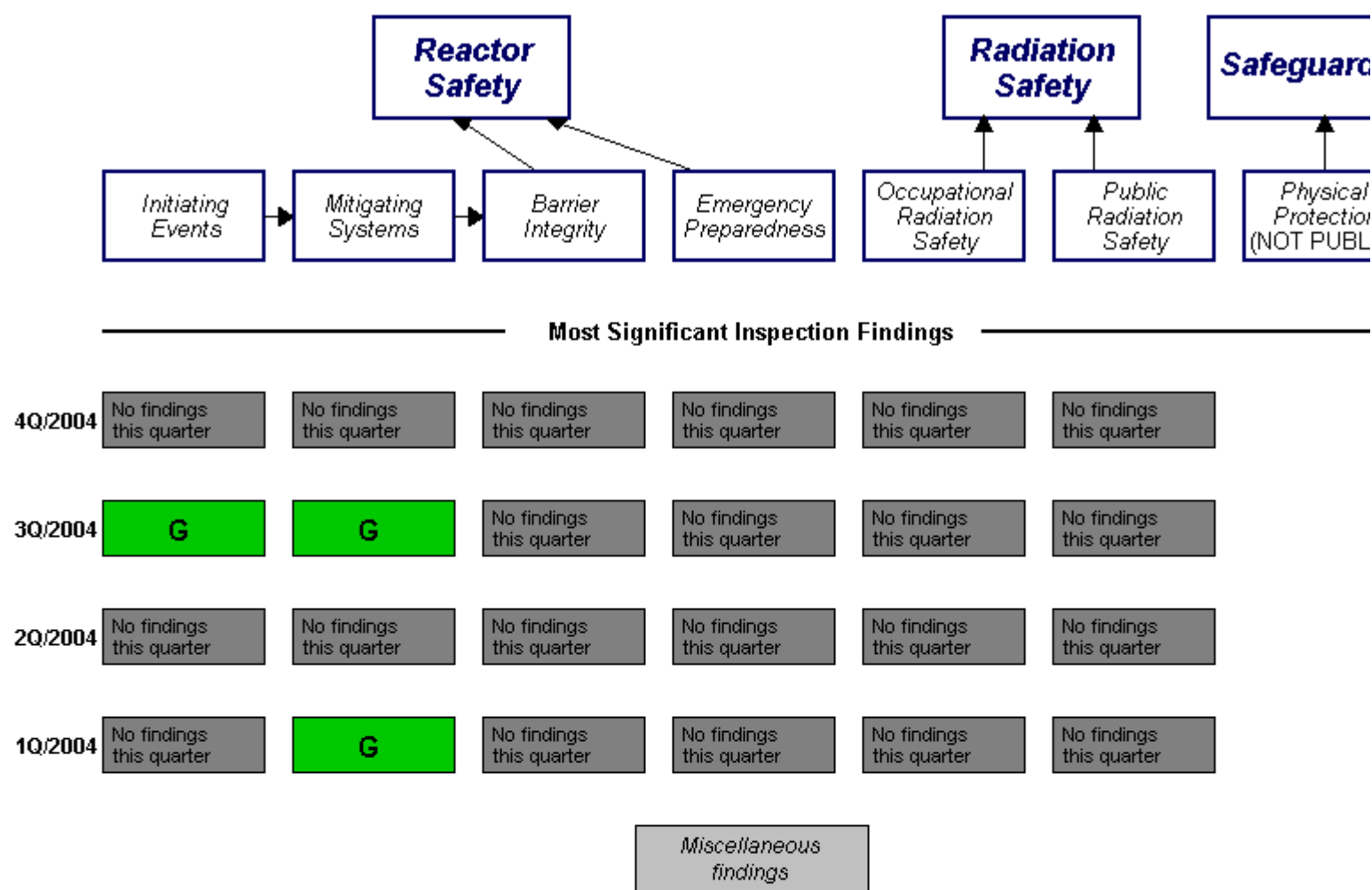
## 4Q/2004 Performance Summary



### Performance Indicators

Unplanned Scrams (G)	Emergency AC Power System Unavailability (G)	Reactor Coolant System Activity (G)	Drill/Exercise Performance (G)	Occupational Exposure Control Effectiveness (G)	RETS/ODCM Radiological Effluent (G)
Scrams With Loss of Normal Heat Removal (G)	High Pressure Injection System Unavailability (G)	Reactor Coolant System Leakage (G)	ERO Drill Participation (G)		
Unplanned Power Changes (G)	Heat Removal System Unavailability (G)		Alert and Notification System (G)		
	Residual Heat Removal System Unavailability (G)				
	Safety System Functional Failures (G)				

Last Modified: March 9, 2005



### Additional Inspection & Assessment Information

#### ◆ Assessment Reports/Inspection Plans:

4Q/2004

3Q/2004

2Q/2004

1Q/2004

#### ◆ Cross Reference Of Assessment Reports

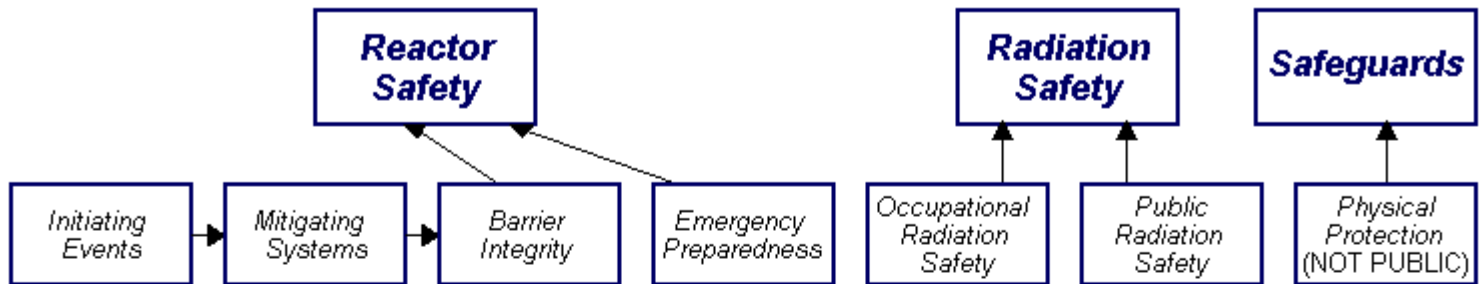
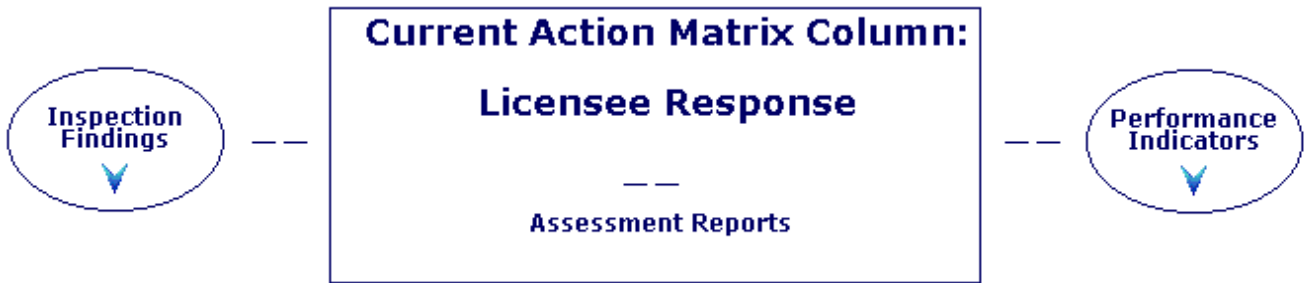
#### ◆ List of Inspection Reports

#### ◆ List of Assessment Letters/Inspection Plans

Last Modified: March 9, 2005

# Farley 1

## 1Q/2005 Performance Summary

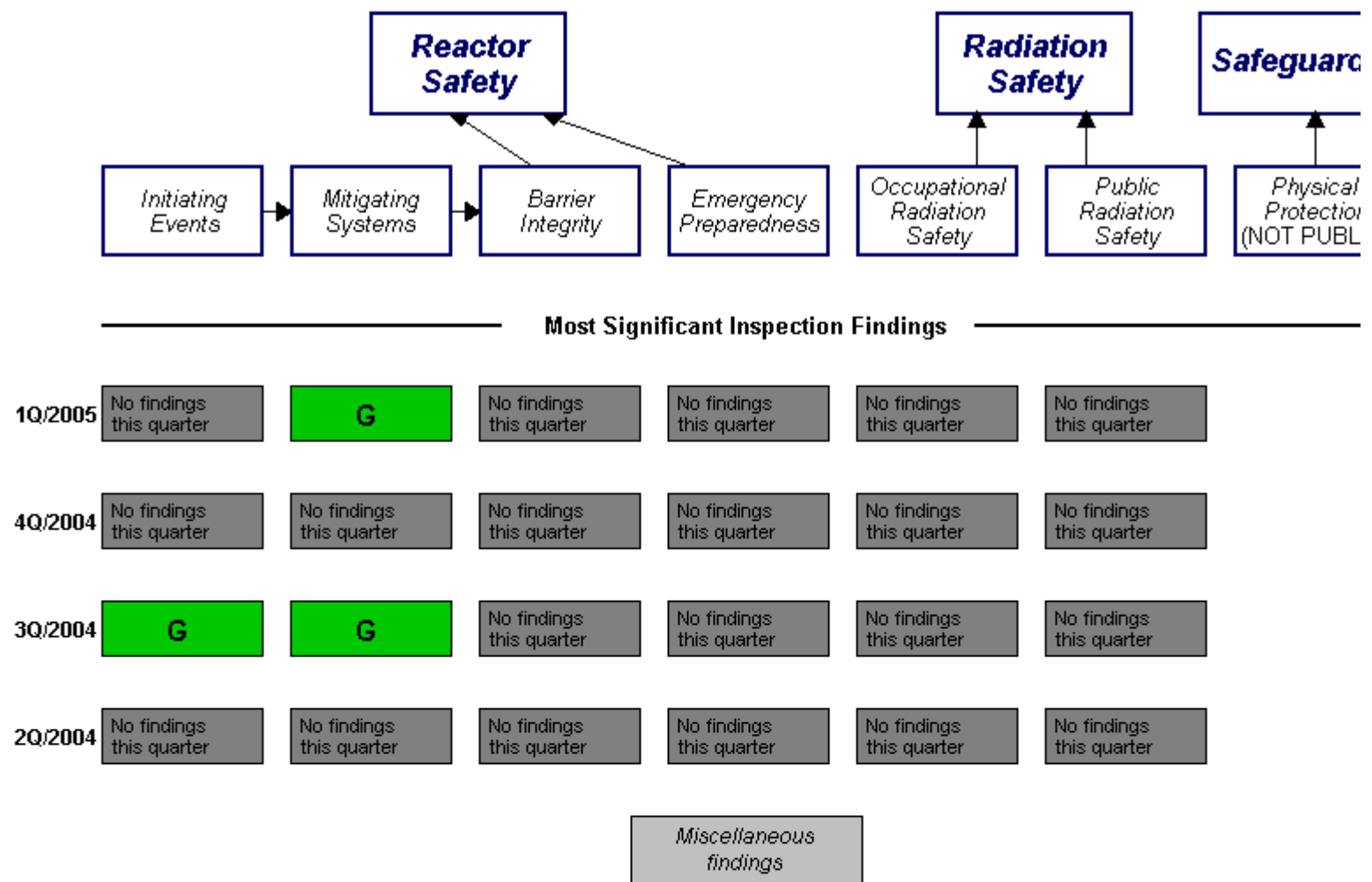


### Performance Indicators

Unplanned Scrams (G)	Emergency AC Power System Unavailability (G)	Reactor Coolant System Activity (G)	Drill/Exercise Performance (G)	Occupational Exposure Control Effectiveness (G)	RETS/ODCM Radiological Effluent (G)
Scrams With Loss of Normal Heat Removal (G)	High Pressure Injection System Unavailability (G)	Reactor Coolant System Leakage (G)	ERO Drill Participation (G)		
Unplanned Power Changes (G)	Heat Removal System Unavailability (G)		Alert and Notification System (G)		
	Residual Heat Removal System Unavailability (G)				
	Safety System Functional Failures (G)				

Last Modified: June 17, 2005

**Legend:** R=Red    W=White    T=Thresholds under development    N=Not Applicable  
 Y=Yellow    G=Green    I=Insufficient data to calculate PI    U=Unique Design




---

### Additional Inspection & Assessment Information

---

◆ **Assessment Reports/Inspection Plans:**

1Q/2005

4Q/2004

3Q/2004

2Q/2004

◆ **Cross Reference Of Assessment Reports**

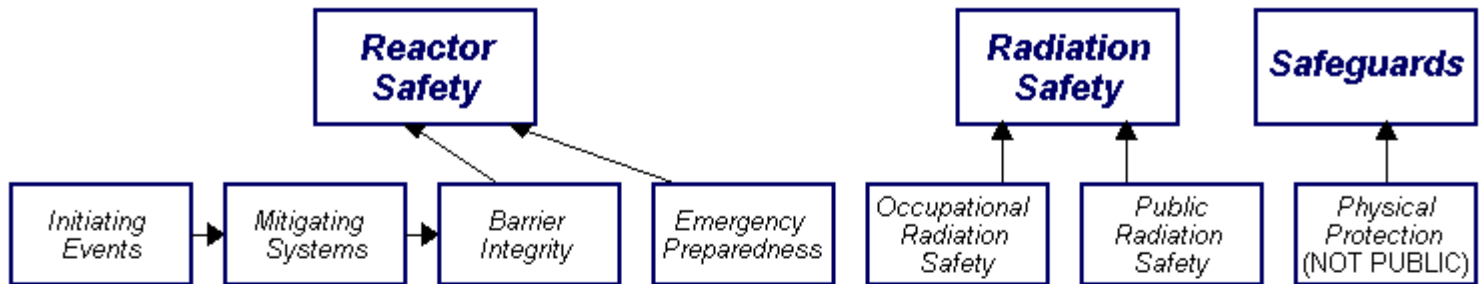
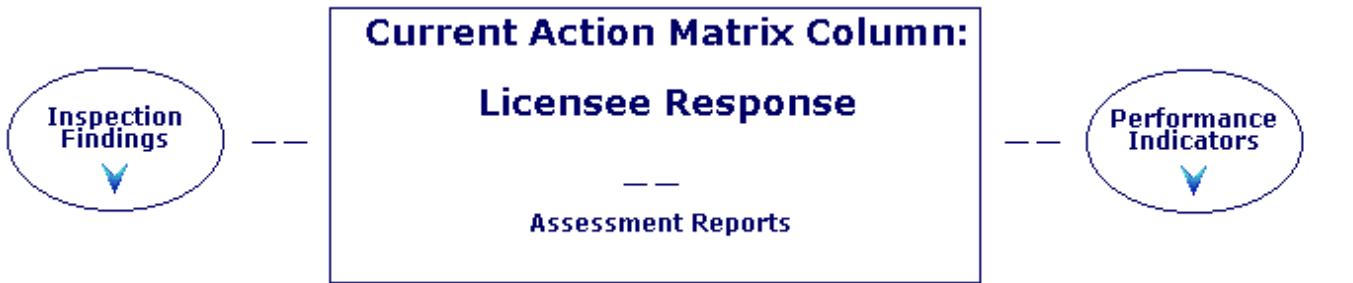
◆ **List of Inspection Reports**

◆ **List of Assessment Letters/Inspection Plans**

Last Modified: June 17, 2005

# Farley 1

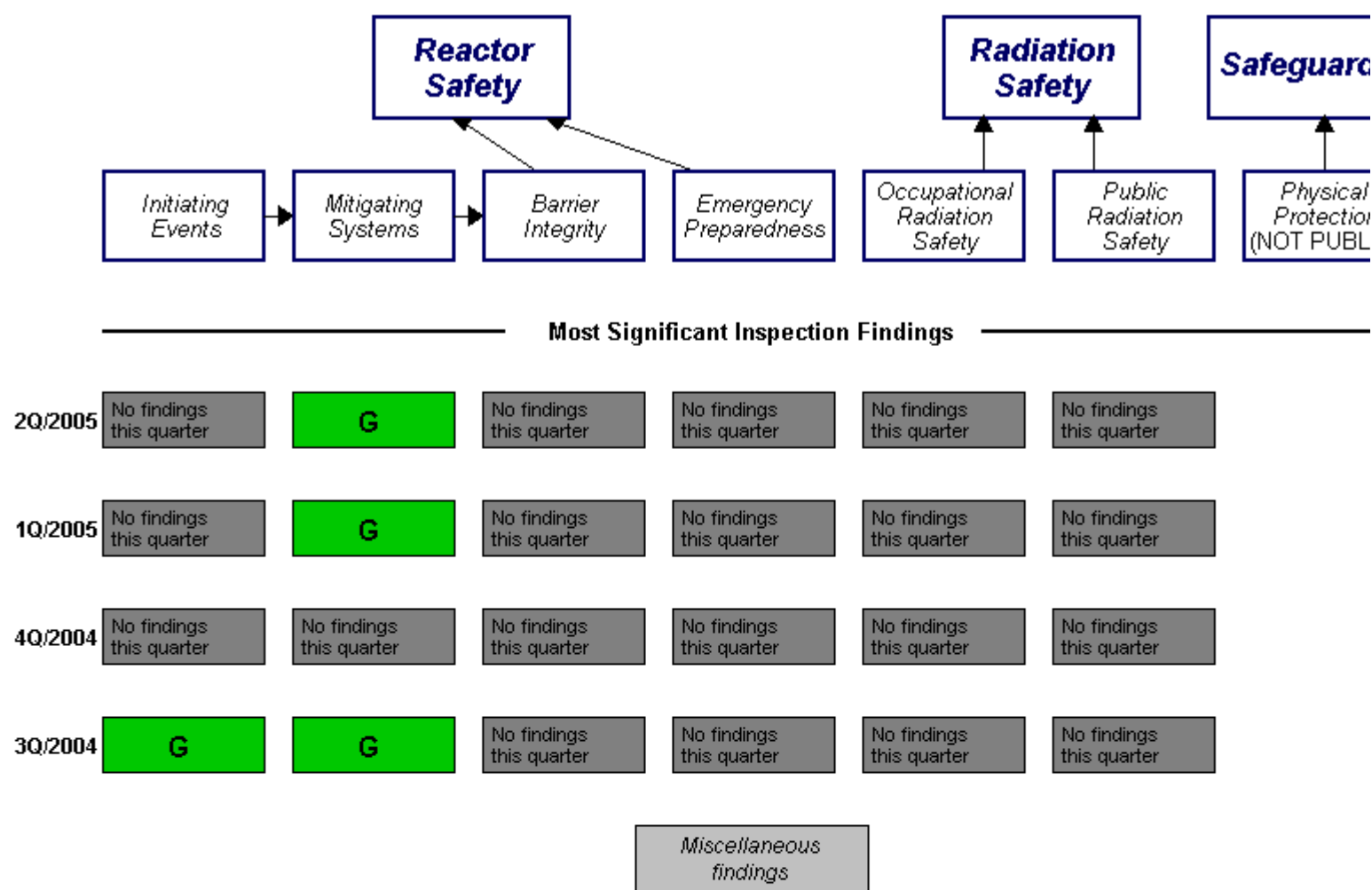
## 2Q/2005 Performance Summary



### Performance Indicators

Unplanned Scrams (G)	Emergency AC Power System Unavailability (G)	Reactor Coolant System Activity (G)	Drill/Exercise Performance (G)	Occupational Exposure Control Effectiveness (G)	RETS/ODCM Radiological Effluent (G)
Scrams With Loss of Normal Heat Removal (G)	High Pressure Injection System Unavailability (G)	Reactor Coolant System Leakage (G)	ERO Drill Participation (G)		
Unplanned Power Changes (G)	Heat Removal System Unavailability (G)		Alert and Notification System (G)		
	Residual Heat Removal System Unavailability (G)				
	Safety System Functional Failures (G)				

Last Modified: August 3, 2005




---

**Additional Inspection & Assessment Information**

---

◆ **Assessment Reports/Inspection Plans:**

2Q/2005

1Q/2005

4Q/2004

3Q/2004

◆ **Cross Reference Of Assessment Reports**

◆ **List of Inspection Reports**

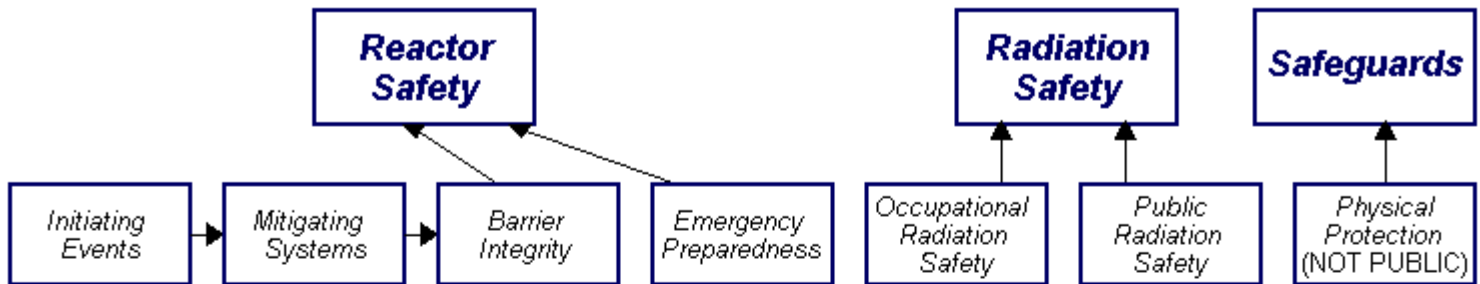
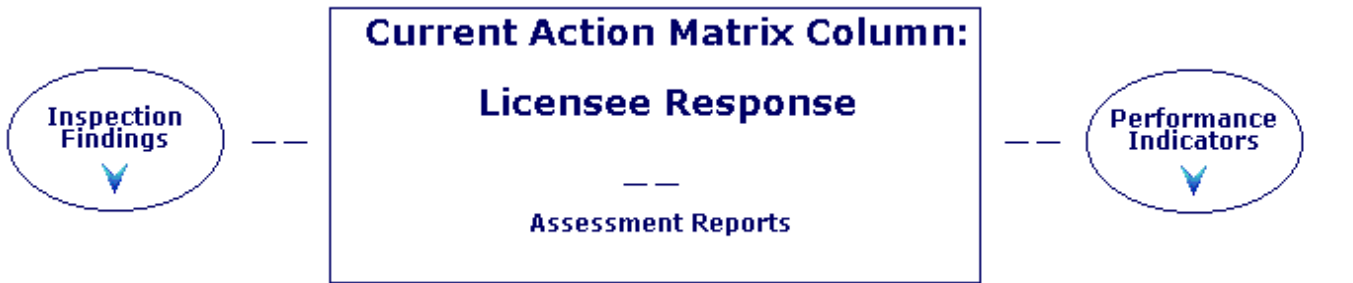
◆ **List of Assessment Letters/Inspection Plans**

*Last Modified: August 24, 2005*



# Farley 1

## 3Q/2005 Performance Summary

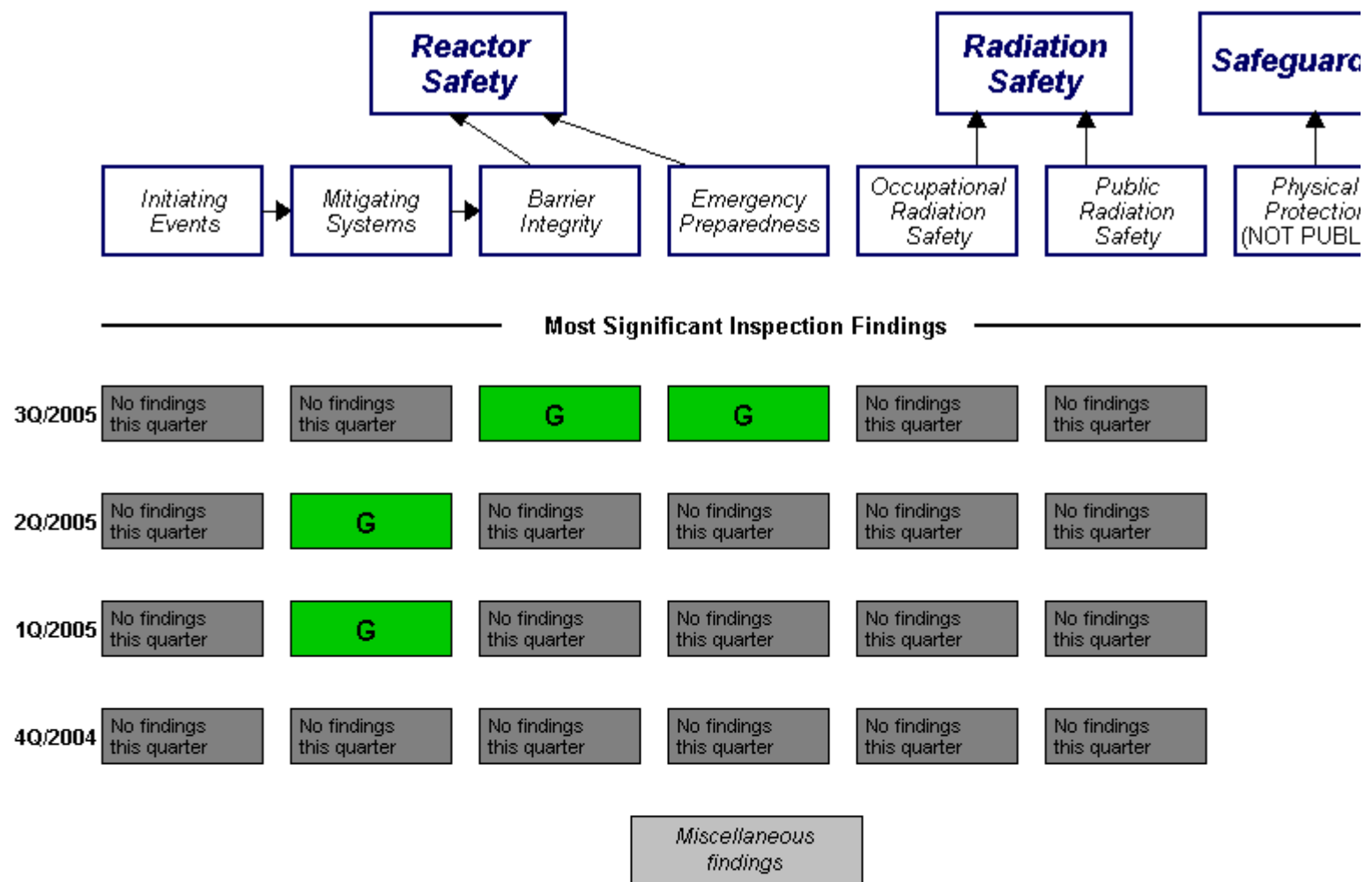


### Performance Indicators

Unplanned Scrams (G)	Emergency AC Power System Unavailability (G)	Reactor Coolant System Activity (G)	Drill/Exercise Performance (G)	Occupational Exposure Control Effectiveness (G)	RETS/ODCM Radiological Effluent (G)
Scrams With Loss of Normal Heat Removal (G)	High Pressure Injection System Unavailability (G)	Reactor Coolant System Leakage (G)	ERO Drill Participation (G)		
Unplanned Power Changes (G)	Heat Removal System Unavailability (G)		Alert and Notification System (G)		
	Residual Heat Removal System Unavailability (G)				
	Safety System Functional Failures (G)				

Last Modified: November 3, 2005

**Legend:** R=Red    W=White    T=Thresholds under development    N=Not Applicable  
 Y=Yellow    G=Green    I=Insufficient data to calculate PI    U=Unique Design




---

**Additional Inspection & Assessment Information**

---

◆ **Assessment Reports/Inspection Plans:**

3Q/2005

2Q/2005

1Q/2005

4Q/2004

◆ **Cross Reference Of Assessment Reports**

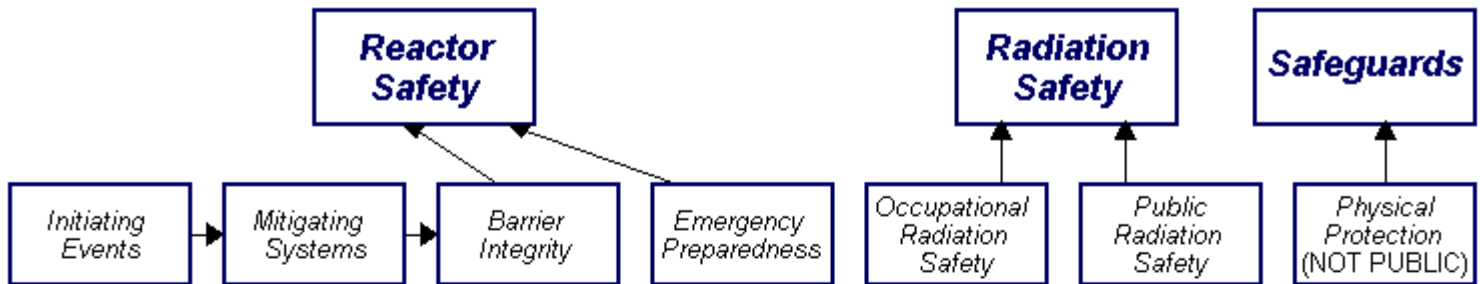
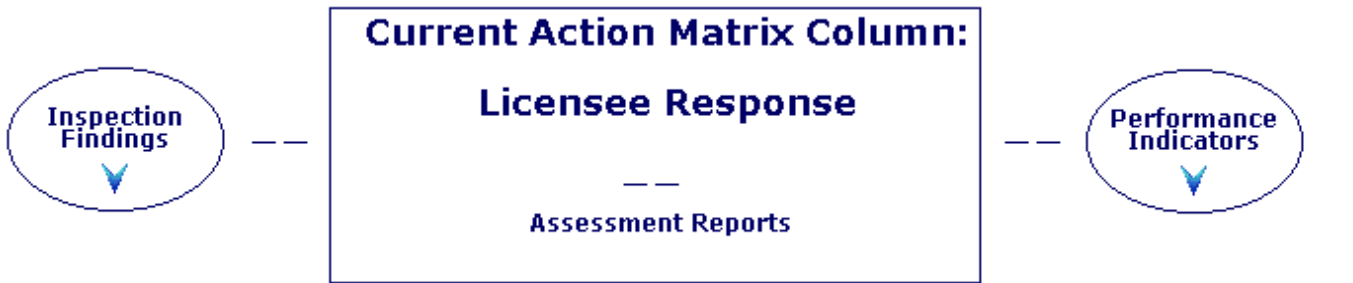
◆ **List of Inspection Reports**

◆ **List of Assessment Letters/Inspection Plans**

*Last Modified: November 30, 2005*

# Farley 1

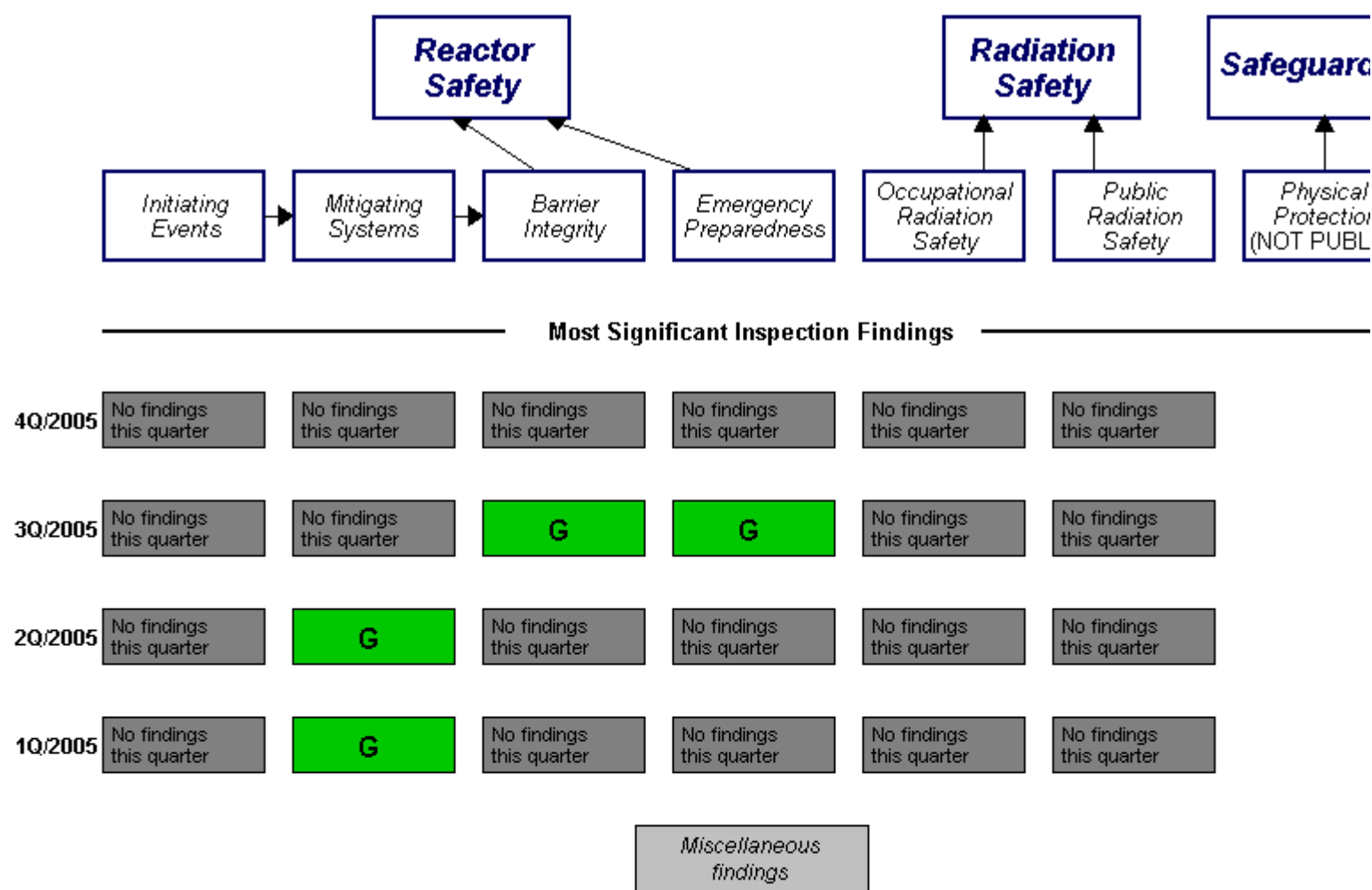
## 4Q/2005 Performance Summary



### Performance Indicators

Unplanned Scrams (G)	Emergency AC Power System Unavailability (G)	Reactor Coolant System Activity (G)	Drill/Exercise Performance (G)	Occupational Exposure Control Effectiveness (G)	RETS/ODCM Radiological Effluent (G)
Scrams With Loss of Normal Heat Removal (G)	High Pressure Injection System Unavailability (G)	Reactor Coolant System Leakage (G)	ERO Drill Participation (G)		
Unplanned Power Changes (G)	Heat Removal System Unavailability (G)		Alert and Notification System (G)		
	Residual Heat Removal System Unavailability (G)				
	Safety System Functional Failures (G)				

Last Modified: January 30, 2006

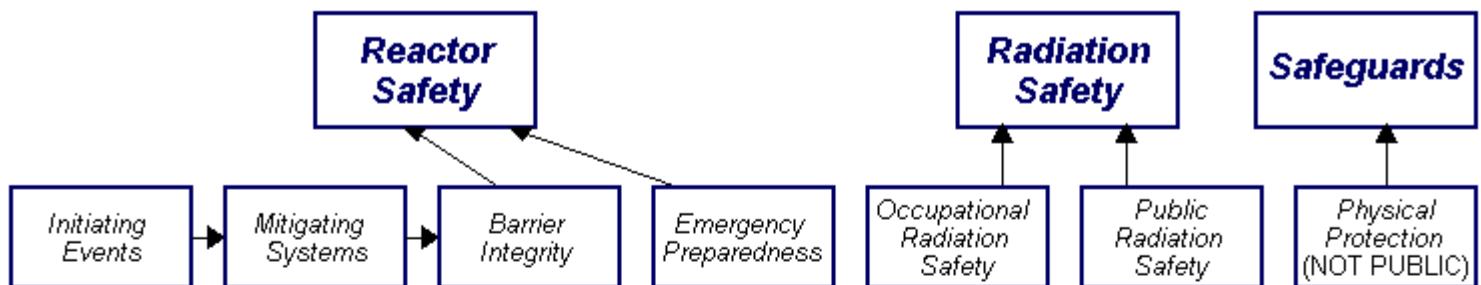
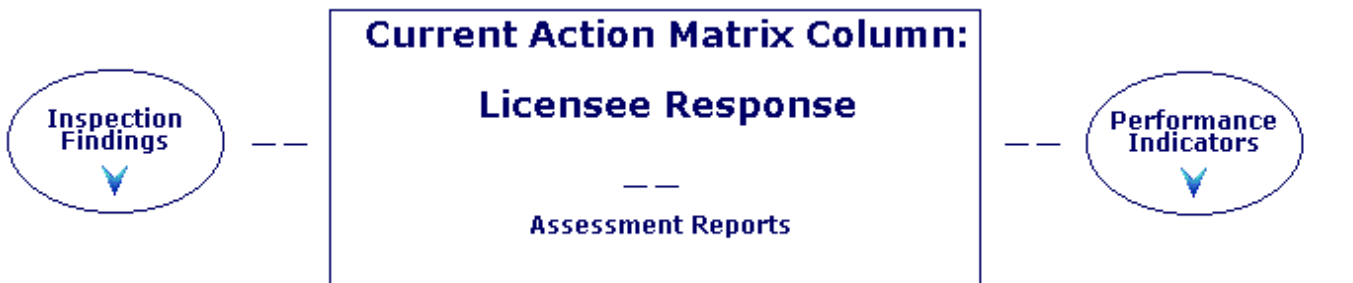


- 
- Additional Inspection & Assessment Information**
- ◆ **Assessment Reports/Inspection Plans:**
    - 4Q/2005
    - 3Q/2005
    - 2Q/2005
    - 1Q/2005
  - ◆ **Cross Reference Of Assessment Reports**
  - ◆ **List of Inspection Reports**
  - ◆ **List of Assessment Letters/Inspection Plans**

Last Modified: March 3, 2006

# Farley 1

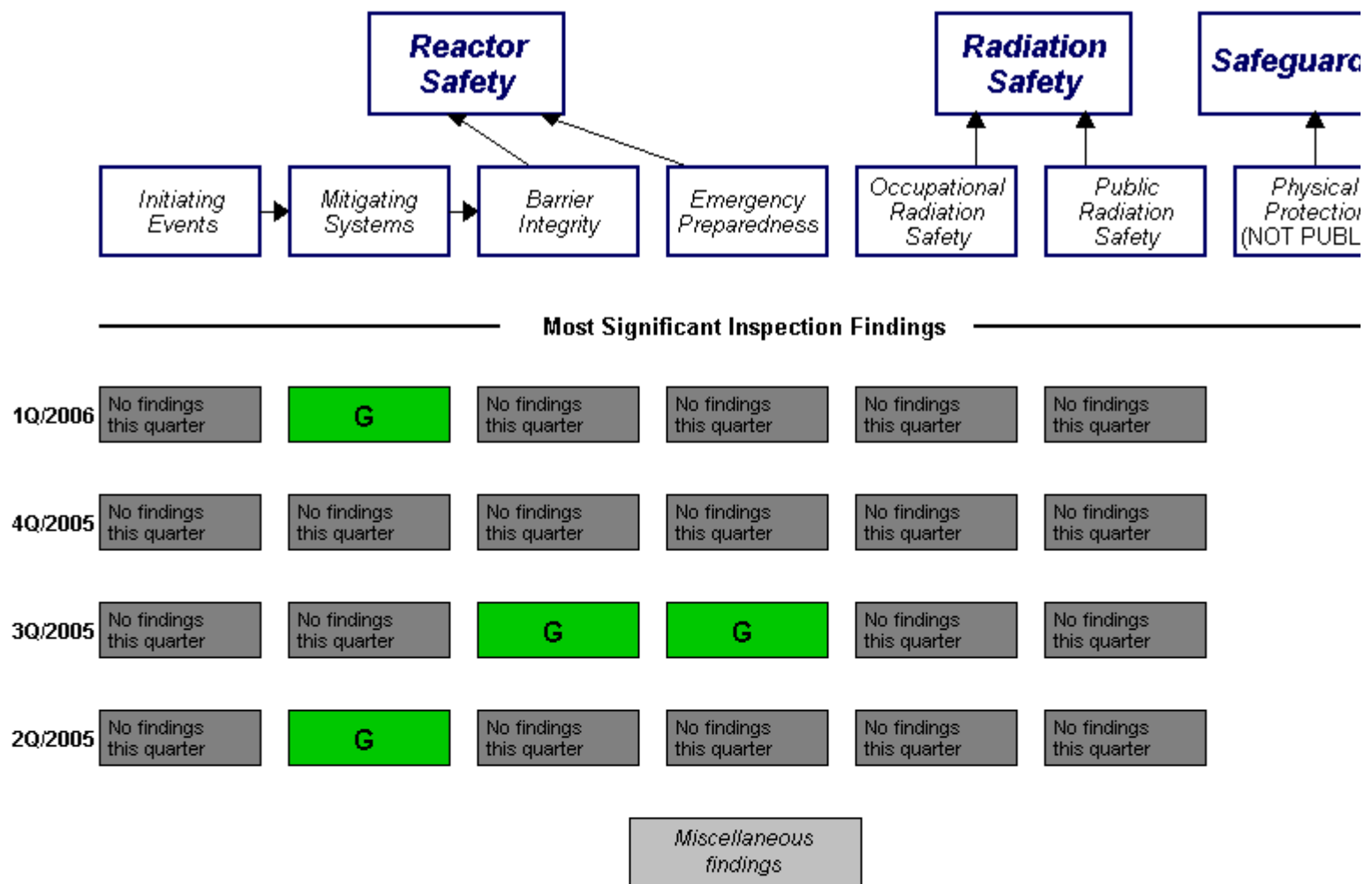
## 1Q/2006 Performance Summary



### Performance Indicators

Unplanned Scrams (G)	Emergency AC Power System Unavailability (G)	Reactor Coolant System Activity (G)	Drill/Exercise Performance (G)	Occupational Exposure Control Effectiveness (G)	RETS/ODCM Radiological Effluent (G)
Scrams With Loss of Normal Heat Removal (G)	High Pressure Injection System Unavailability (G)	Reactor Coolant System Leakage (G)	ERO Drill Participation (G)		
Unplanned Power Changes (G)	Heat Removal System Unavailability (G)		Alert and Notification System (G)		
	Residual Heat Removal System Unavailability (G)				
	Safety System Functional Failures (G)				

Last Modified: May 5, 2006




---

### Additional Inspection & Assessment Information

---

◆ **Assessment Reports/Inspection Plans:**

1Q/2006

4Q/2005

3Q/2005

2Q/2005

◆ **Cross Reference Of Assessment Reports**

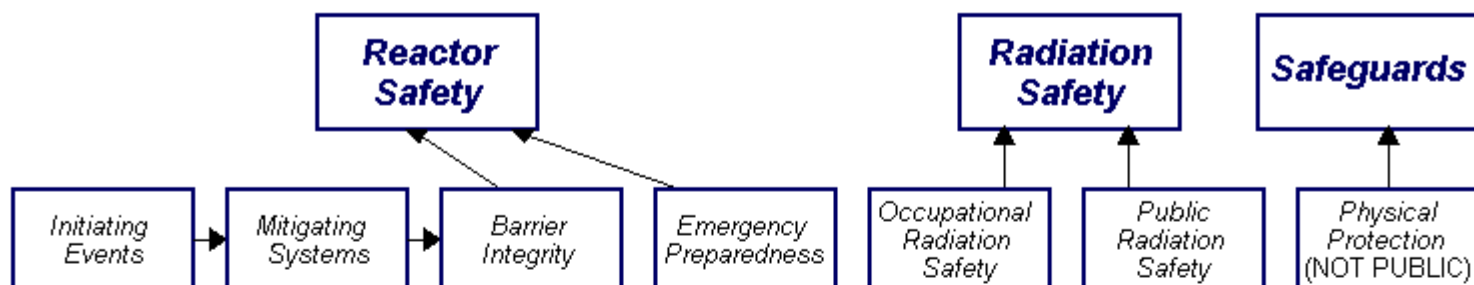
◆ **List of Inspection Reports**

◆ **List of Assessment Letters/Inspection Plans**

*Last Modified: May 25, 2006*

# Farley 1

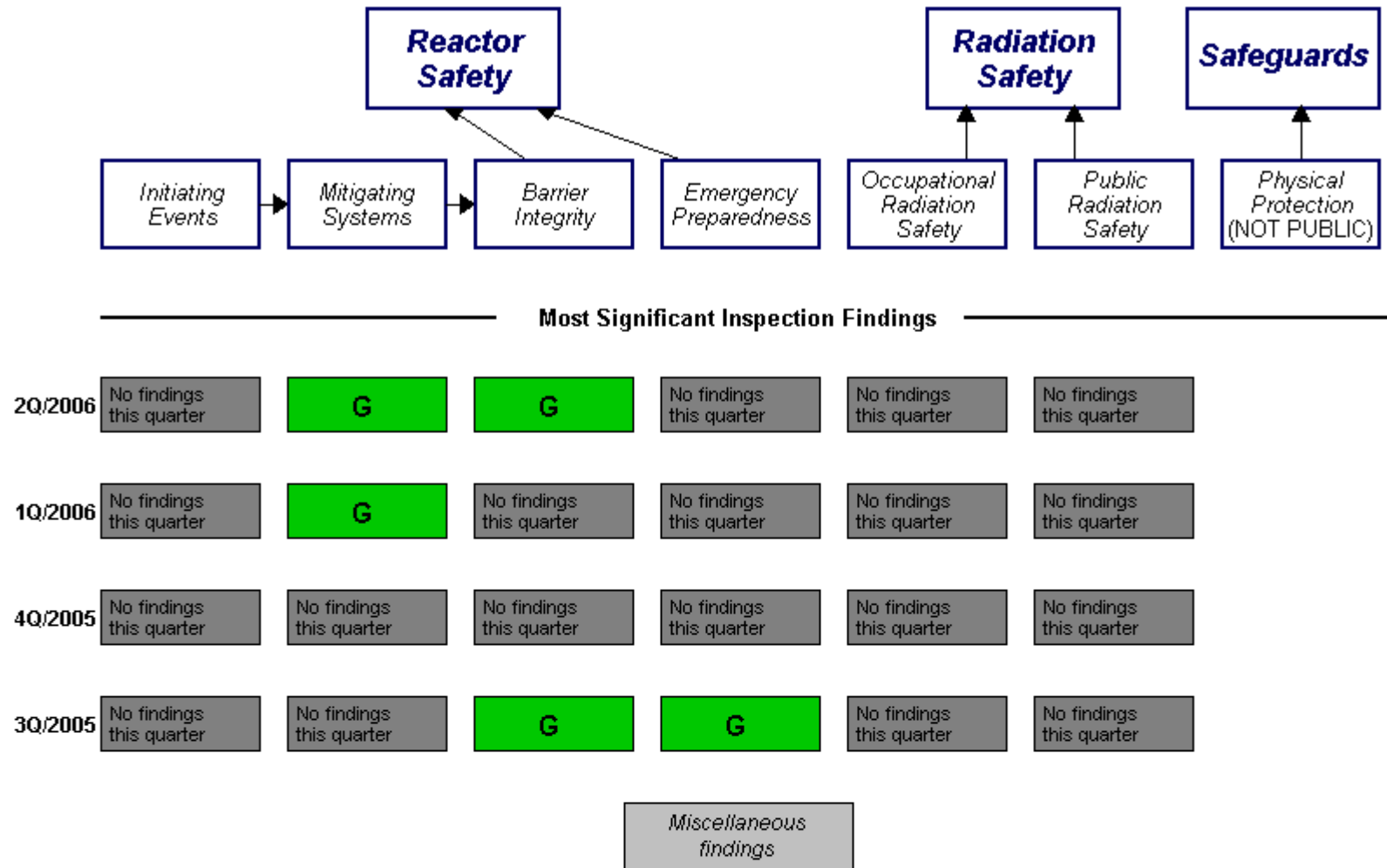
## 2Q/2006 Performance Summary



### Performance Indicators

Unplanned Sorams (G)	Safety System Functional Failures (G)	Reactor Coolant System Activity (G)	Drill/Exercise Performance (G)	Occupational Exposure Control Effectiveness (G)	RETS/ODCM Radiological Effluent (G)
Sorams With Loss of Normal Heat Removal (G)	Emergency AC Power System (G)	Reactor Coolant System Leakage (G)	ERO Drill Participation (G)		
Unplanned Power Changes (G)	High Pressure Injection System (G)		Alert and Notification System (G)		
	Heat Removal System (G)				
	Residual Heat Removal System (G)				
	Cooling Water Systems (W)				

Last Modified: August 2, 2006



**Additional Inspection & Assessment Information**

◆ **Assessment Reports/Inspection Plans:**

2Q/2006

1Q/2006

4Q/2005

3Q/2005

◆ **Cross Reference Of Assessment Reports**

◆ **List of Inspection Reports**

◆ **List of Assessment Letters/Inspection Plans**

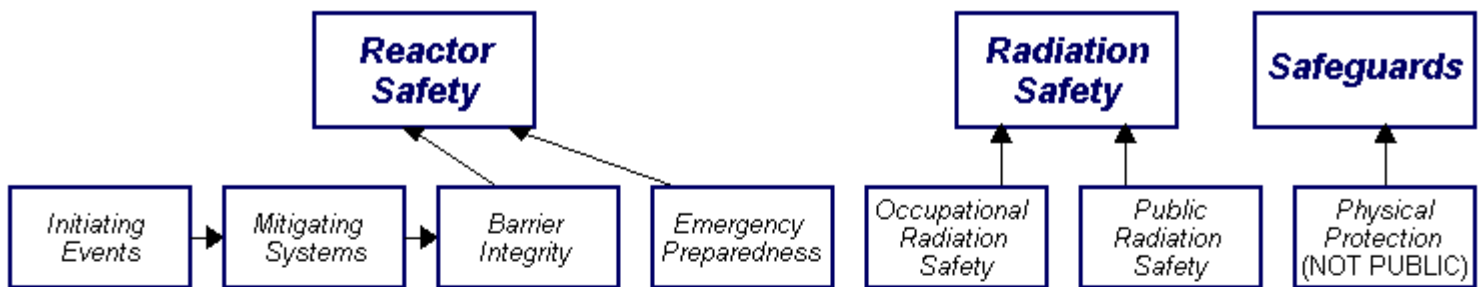
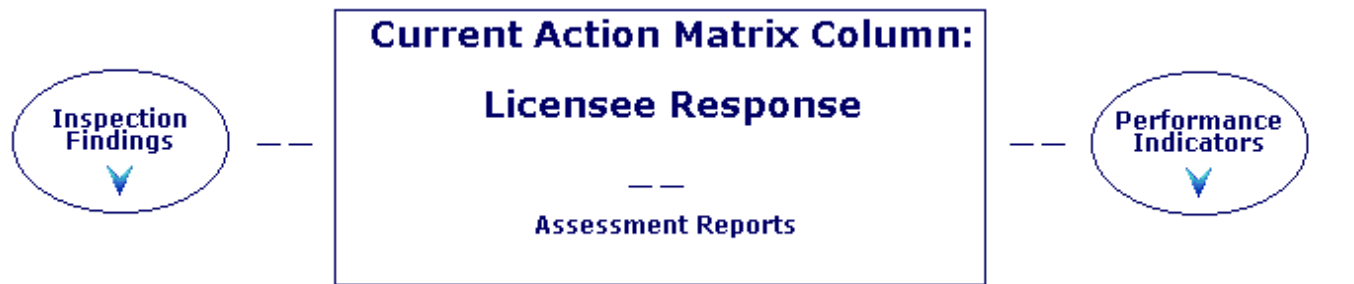
◆ **Baseline Inspection Completion Information**

Last Modified: August 25, 2006



# Farley 1

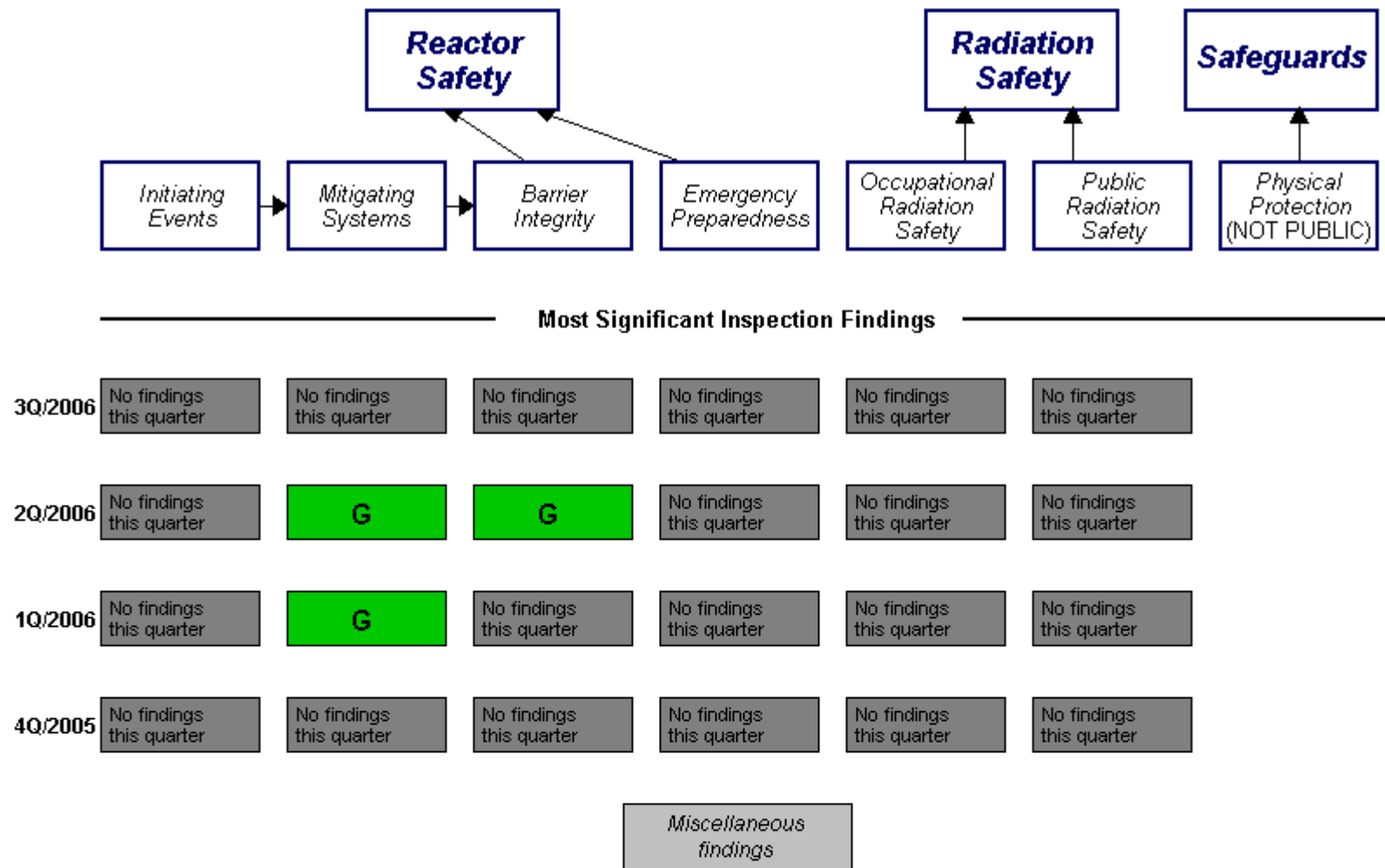
## 3Q/2006 Performance Summary



### Performance Indicators

Unplanned Scrams (G)	Safety System Functional Failures (G)	Reactor Coolant System Activity (G)	Drill/Exercise Performance (G)	Occupational Exposure Control Effectiveness (G)	RETS/ODCM Radiological Effluent (G)
Scrams With Loss of Normal Heat Removal (G)	Emergency AC Power System (G)	Reactor Coolant System Leakage (G)	ERO Drill Participation (G)		
Unplanned Power Changes (G)	High Pressure Injection System (G)		Alert and Notification System (G)		
	Heat Removal System (G)				
	Residual Heat Removal System (G)				
	Cooling Water Systems (G)				

Last Modified: November 6, 2006



**Additional Inspection & Assessment Information**

◆ **Assessment Reports/Inspection Plans:**

3Q/2006

2Q/2006

1Q/2006

4Q/2005

◆ **Cross Reference Of Assessment Reports**

◆ **List of Inspection Reports**

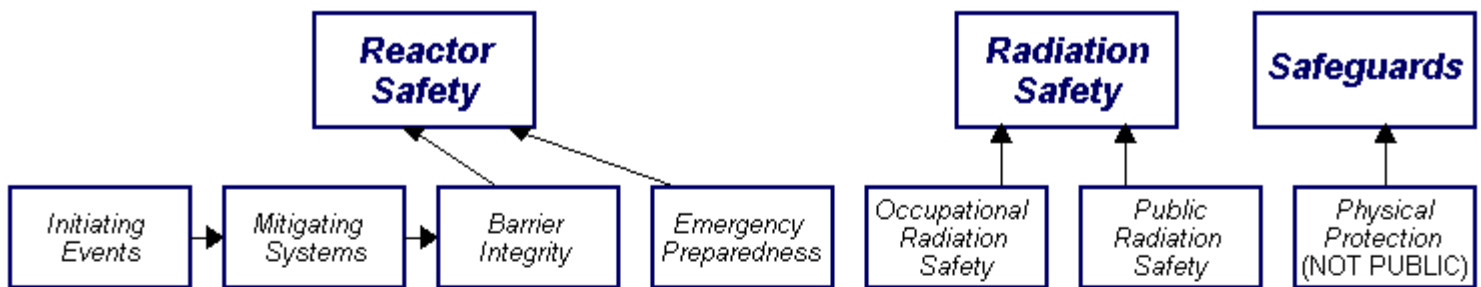
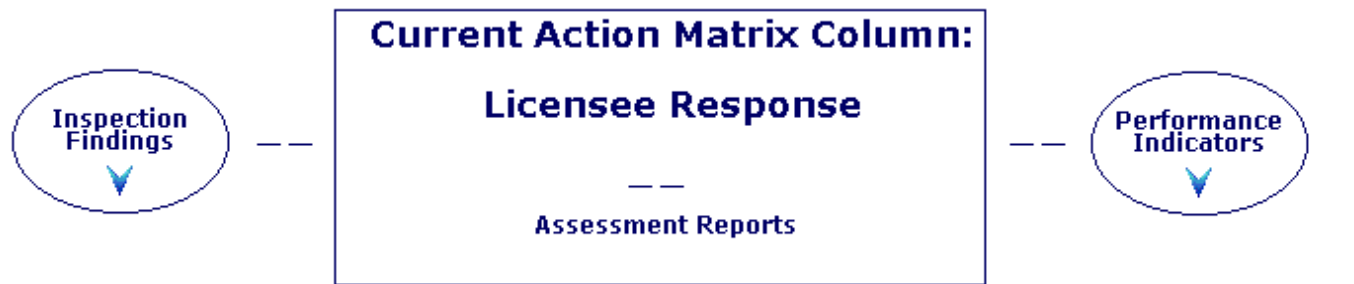
◆ **List of Assessment Letters/Inspection Plans**

◆ **Baseline Inspection Completion Information**

Last Modified: December 13, 2006

# Farley 1

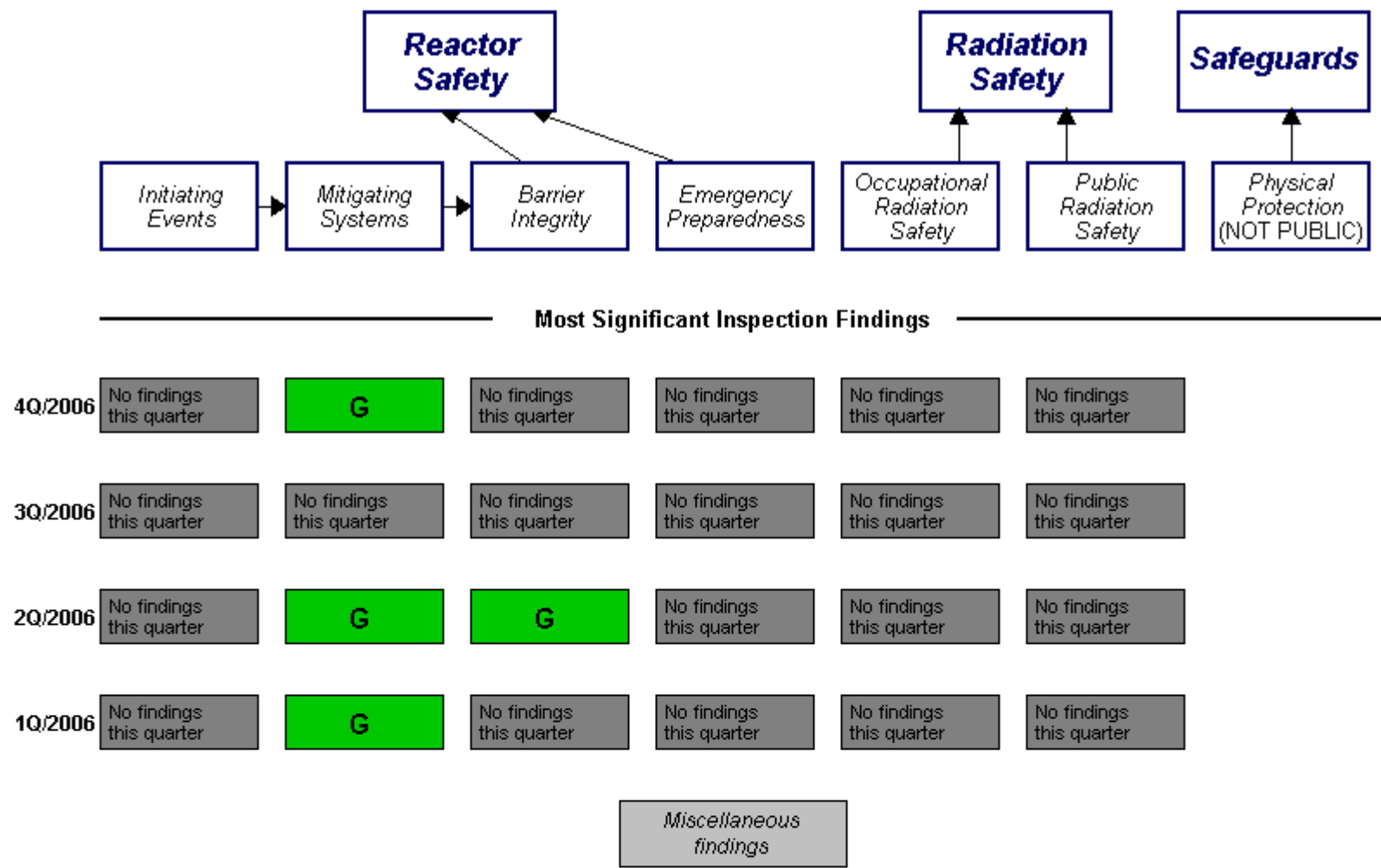
## 4Q/2006 Performance Summary



### Performance Indicators

Unplanned Scrams (G)	Safety System Functional Failures (G)	Reactor Coolant System Activity (G)	Drill/Exercise Performance (G)	Occupational Exposure Control Effectiveness (G)	RETS/ODCM Radiological Effluent (G)
Scrams With Loss of Normal Heat Removal (G)	Emergency AC Power System (G)	Reactor Coolant System Leakage (G)	ERO Drill Participation (G)		
Unplanned Power Changes (G)	High Pressure Injection System (G)		Alert and Notification System (G)		
	Heat Removal System (G)				
	Residual Heat Removal System (G)				
	Cooling Water Systems (G)				

Last Modified: February 6, 2007



- 
- Additional Inspection & Assessment Information**
- ◆ **Assessment Reports/Inspection Plans:**

  - 4Q/2006
  - 3Q/2006
  - 2Q/2006
  - 1Q/2006
- ◆ **Cross Reference Of Assessment Reports**
- ◆ **List of Inspection Reports**

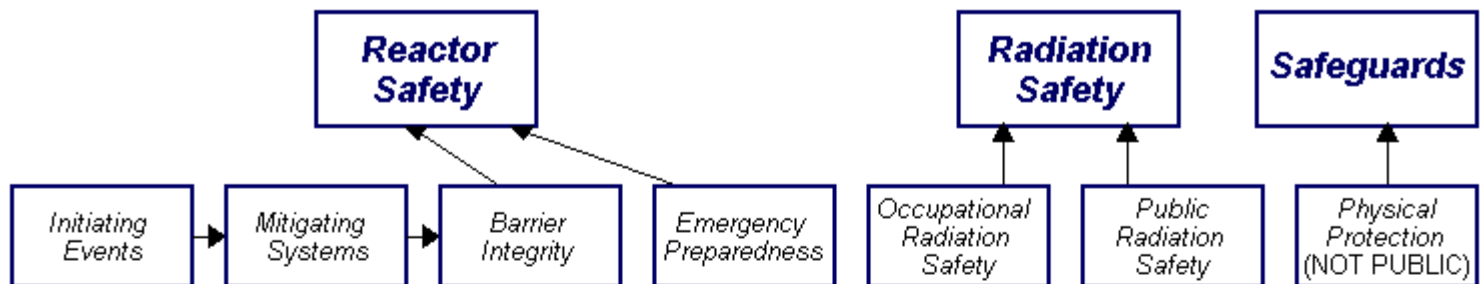
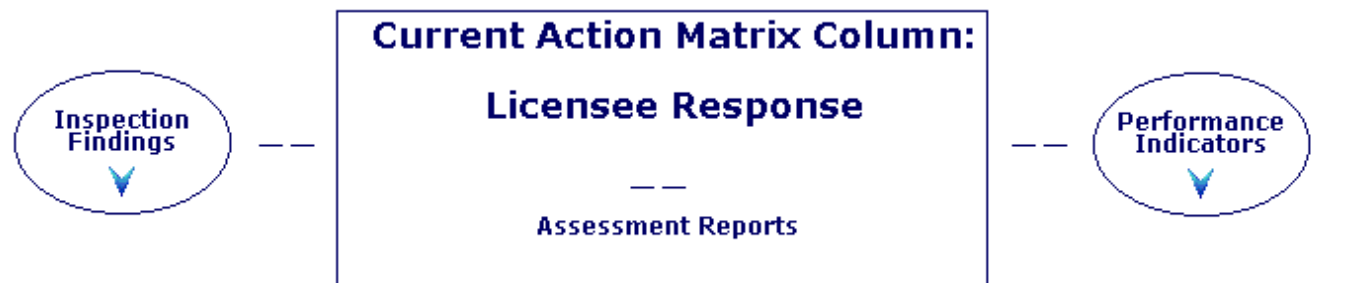
◆ **List of Assessment Letters/Inspection Plans**

◆ **Baseline Inspection Completion Information**

Last Modified: March 1, 2007

# Farley 1

## 1Q/2007 Performance Summary

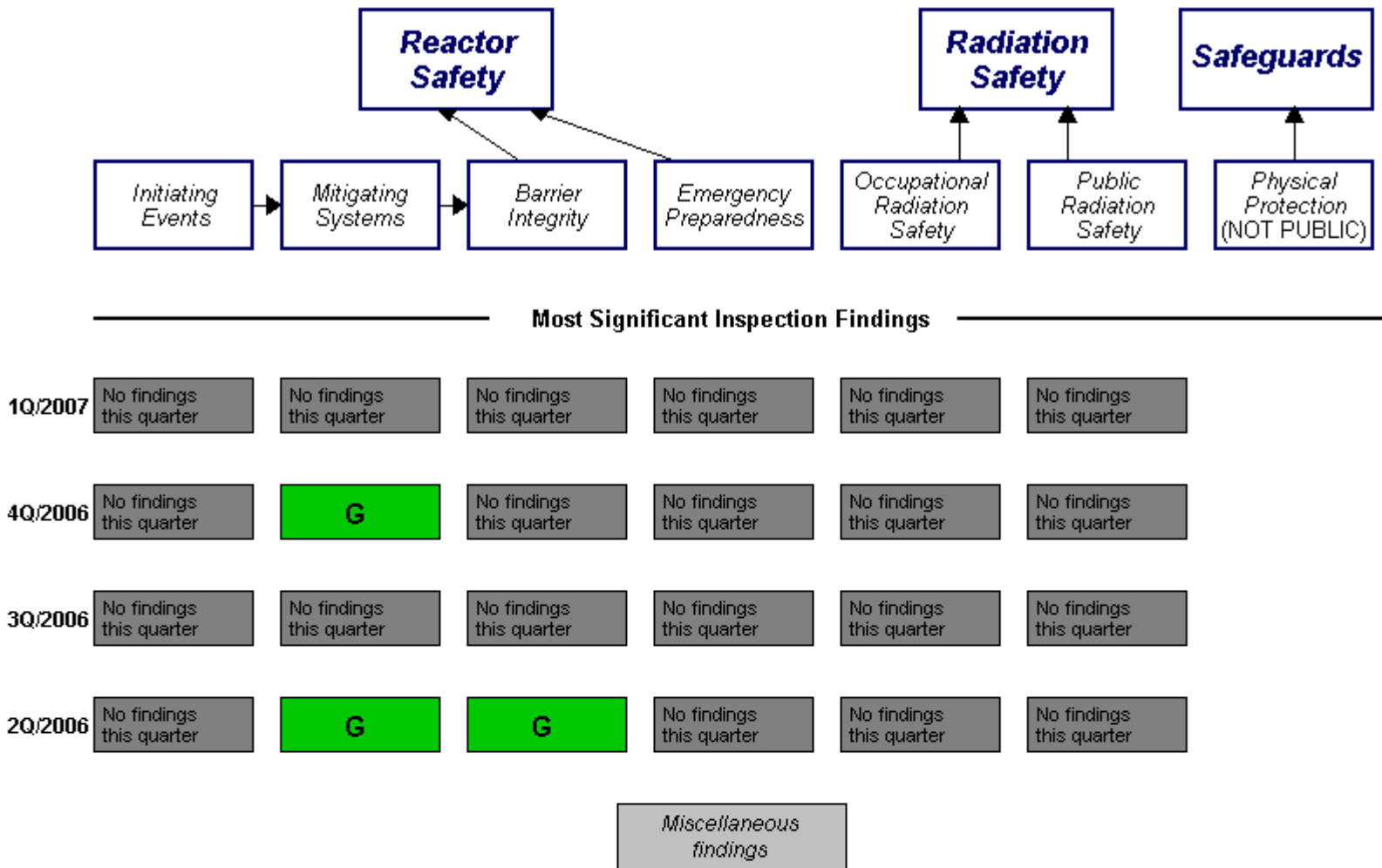


### Performance Indicators

Unplanned Scrams (G)	Safety System Functional Failures (G)	Reactor Coolant System Activity (G)	Drill/Exercise Performance (G)	Occupational Exposure Control Effectiveness (G)	RETS/ODCM Radiological Effluent (G)
Scrams With Loss of Normal Heat Removal (G)	Emergency AC Power System (G)	Reactor Coolant System Leakage (G)	ERO Drill Participation (G)		
Unplanned Power Changes (G)	High Pressure Injection System (G)		Alert and Notification System (G)		
	Heat Removal System (G)				
	Residual Heat Removal System (G)				
	Cooling Water Systems (G)				

Last Modified: June 1, 2007

**Legend:** R=Red    W=White    T=Thresholds under development    N=Not Applicable  
 Y=Yellow    G=Green    I=Insufficient data to calculate PI    U=Unique Design



### Additional Inspection & Assessment Information

#### ◆ Assessment Reports/Inspection Plans:

1Q/2007

4Q/2006

3Q/2006

2Q/2006

#### ◆ Cross Reference Of Assessment Reports

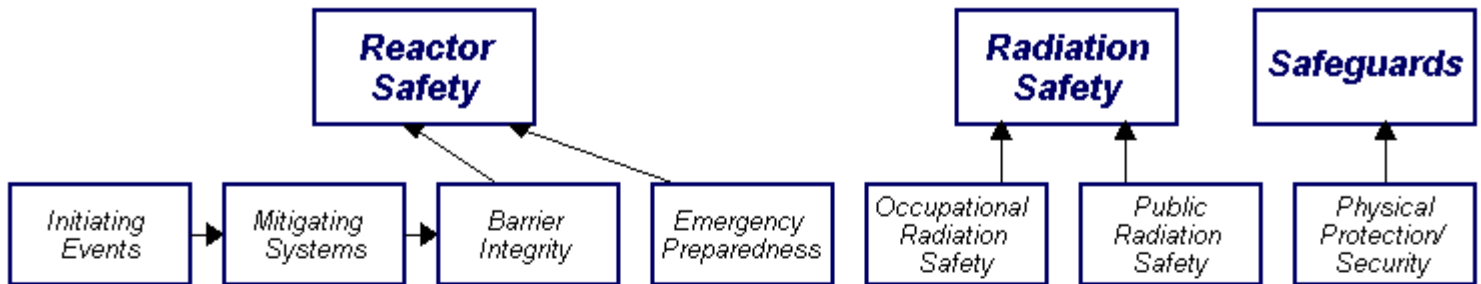
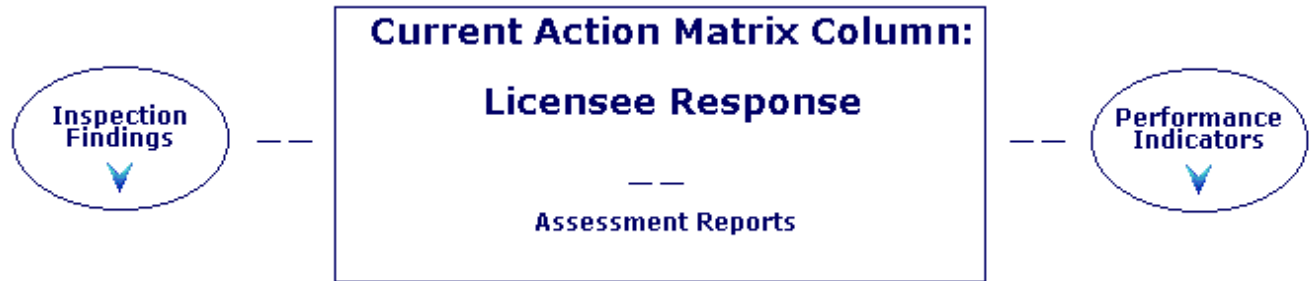
#### ◆ List of Inspection Reports

#### ◆ List of Assessment Letters/Inspection Plans

#### ◆ Baseline Inspection Completion Information

*Last Modified: June 1, 2007*

## Farley 1 2Q/2007 Performance Summary

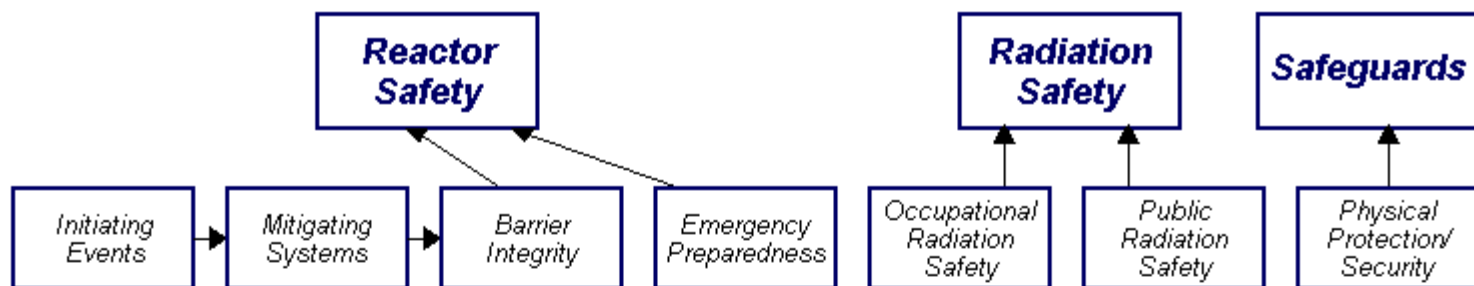


### Performance Indicators

Unplanned Scrams (G)	Safety System Functional Failures (G)	Reactor Coolant System Activity (G)	Drill/Exercise Performance (G)	Occupational Exposure Control Effectiveness (G)	RETS/ODCM Radiological Effluent (G)
Scrams With Loss of Normal Heat Removal (G)	Emergency AC Power System (G)	Reactor Coolant System Leakage (G)	ERO Drill Participation (G)		
Unplanned Power Changes (G)	High Pressure Injection System (G)		Alert and Notification System (G)		
	Heat Removal System (G)				
	Residual Heat Removal System (G)				
	Cooling Water Systems (G)				

*Last Modified: August 6, 2007*

Legend: R=Red      W=White      T=Thresholds under development      N=Not Applicable  
Y=Yellow      G=Green      I=Insufficient data to calculate PI      U=Unique Design



### Most Significant Inspection Findings

2Q/2007	No findings this quarter	No findings this quarter	No findings this quarter	No findings this quarter	No findings this quarter	No findings this quarter
1Q/2007	No findings this quarter	No findings this quarter	No findings this quarter	No findings this quarter	No findings this quarter	No findings this quarter
4Q/2006	No findings this quarter	G	No findings this quarter	No findings this quarter	No findings this quarter	No findings this quarter
3Q/2006	No findings this quarter	No findings this quarter	No findings this quarter	No findings this quarter	No findings this quarter	No findings this quarter

Miscellaneous findings

### Additional Inspection & Assessment Information

#### ◆ Assessment Reports/Inspection Plans:

2Q/2007

1Q/2007

4Q/2006

3Q/2006

#### ◆ Cross Reference Of Assessment Reports

#### ◆ List of Inspection Reports (IR)

#### ◆ List of Security IR Cover Letters

#### ◆ List of Assessment Letters/Inspection Plans

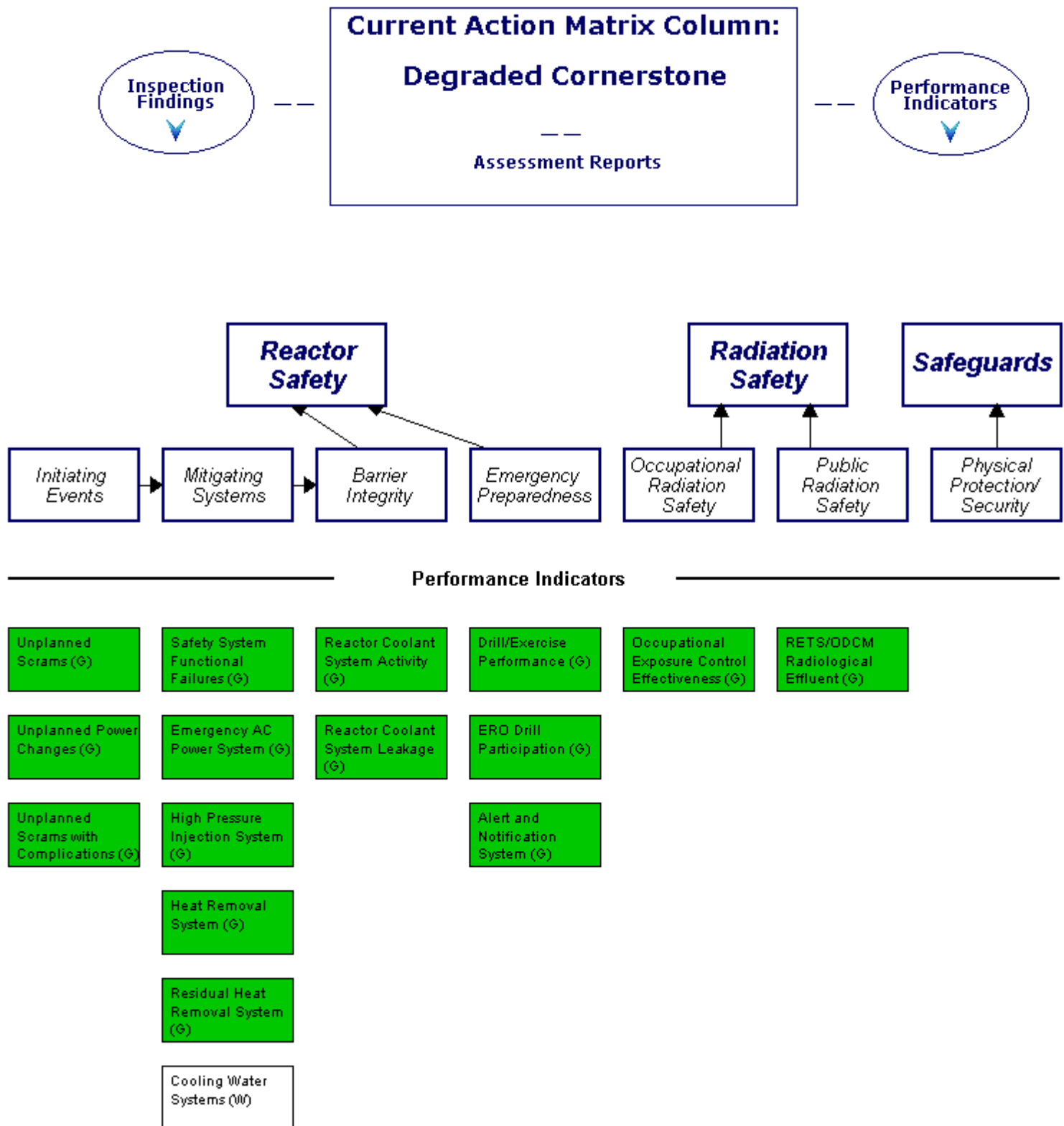
#### ◆ Baseline Inspection Completion Information

Last Modified: August 24, 2007



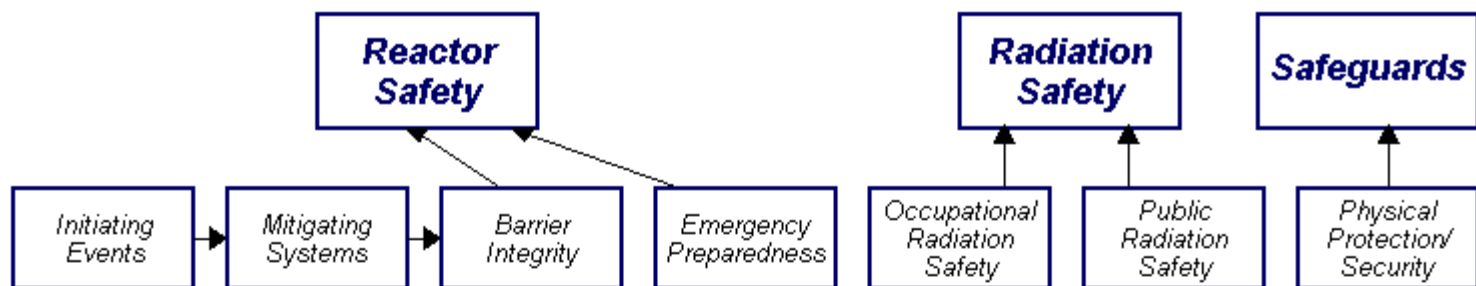
# Farley 1

## 3Q/2007 Performance Summary



Last Modified: December 7, 2007

Legend: R=Red    W=White    T=Thresholds under development    N=Not Applicable  
                   Y=Yellow    G=Green    I=Insufficient data to calculate PI    U=Unique Design



### Most Significant Inspection Findings

3Q/2007	No findings this quarter	W (1)	No findings this quarter	No findings this quarter	No findings this quarter	No findings this quarter
2Q/2007	No findings this quarter	No findings this quarter	No findings this quarter	No findings this quarter	No findings this quarter	No findings this quarter
1Q/2007	No findings this quarter	No findings this quarter	No findings this quarter	No findings this quarter	No findings this quarter	No findings this quarter
4Q/2006	No findings this quarter	G	No findings this quarter	No findings this quarter	No findings this quarter	No findings this quarter

Miscellaneous findings

### Additional Inspection & Assessment Information

#### ◆ Assessment Reports/Inspection Plans:

3Q/2007

2Q/2007

1Q/2007

4Q/2006

#### ◆ Cross Reference Of Assessment Reports

#### ◆ List of Inspection Reports (IR)

#### ◆ List of Security IR Cover Letters

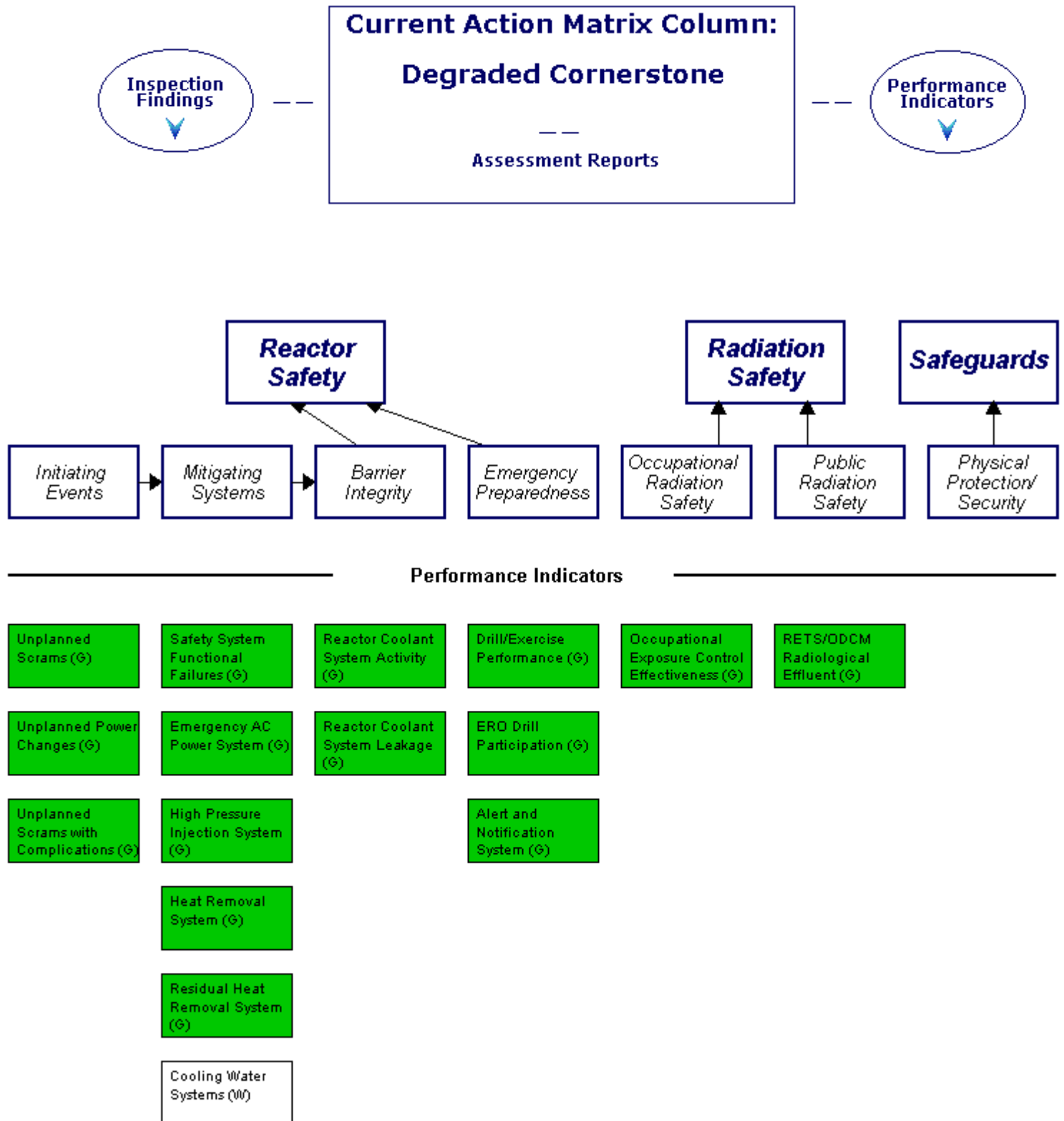
#### ◆ List of Assessment Letters/Inspection Plans

#### ◆ Baseline Inspection Completion Information

Last Modified: December 7, 2007

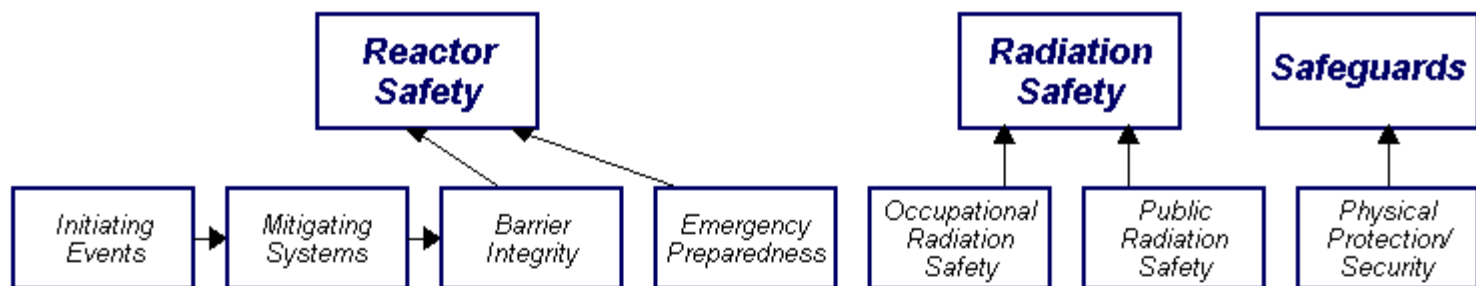
# Farley 1

## 4Q/2007 Performance Summary



Last Modified: February 4, 2008

**Legend:** R=Red    W=White    T=Thresholds under development    N=Not Applicable  
                   Y=Yellow    G=Green    I=Insufficient data to calculate PI    U=Unique Design



### Most Significant Inspection Findings

4Q/2007	No findings this quarter	No findings this quarter	No findings this quarter	No findings this quarter	No findings this quarter	No findings this quarter
3Q/2007	No findings this quarter	W (1)	No findings this quarter	No findings this quarter	No findings this quarter	No findings this quarter
2Q/2007	No findings this quarter	No findings this quarter	No findings this quarter	No findings this quarter	No findings this quarter	No findings this quarter
1Q/2007	No findings this quarter	No findings this quarter	No findings this quarter	No findings this quarter	No findings this quarter	No findings this quarter

Miscellaneous findings

### Additional Inspection & Assessment Information

#### ◆ Assessment Reports/Inspection Plans:

4Q/2007

3Q/2007

2Q/2007

1Q/2007

#### ◆ Cross Reference Of Assessment Reports

#### ◆ List of Inspection Reports (IR)

#### ◆ List of Security IR Cover Letters

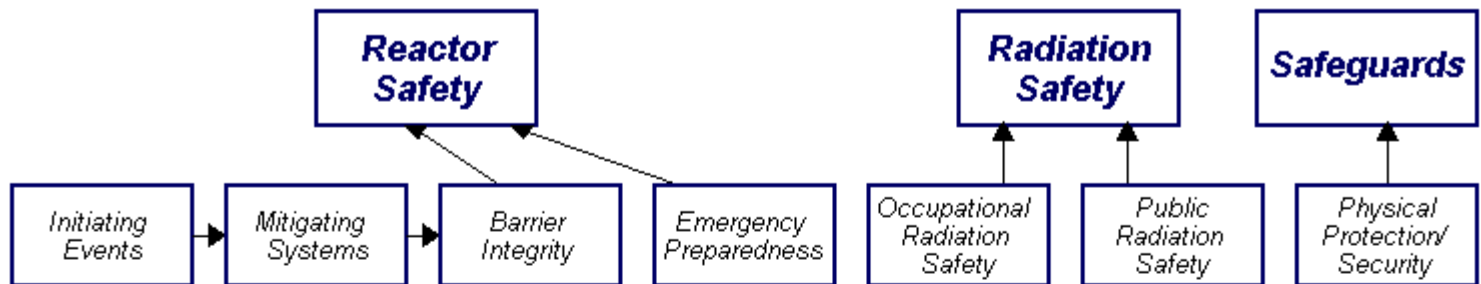
#### ◆ List of Assessment Letters/Inspection Plans

#### ◆ Baseline Inspection Completion Information

Last Modified: February 4, 2008

# Farley 1

## 1Q/2008 Performance Summary

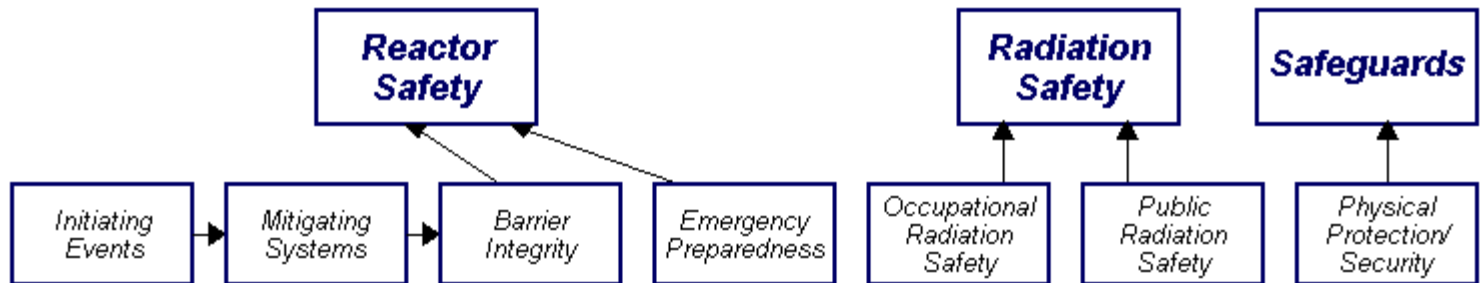


### Performance Indicators

Unplanned Scrams (G)	Safety System Functional Failures (G)	Reactor Coolant System Activity (G)	Drill/Exercise Performance (G)	Occupational Exposure Control Effectiveness (G)	RETS/ODCM Radiological Effluent (G)
Unplanned Power Changes (G)	Emergency AC Power System (W)	Reactor Coolant System Leakage (G)	ERO Drill Participation (G)		
Unplanned Scrams with Complications (G)	High Pressure Injection System (G)		Alert and Notification System (G)		
	Heat Removal System (G)				
	Residual Heat Removal System (G)				
	Cooling Water Systems (W)				

Last Modified: April 30, 2008

**Legend:** R=Red      W=White      T=Thresholds under development      N=Not Applicable  
Y=Yellow      G=Green      I=Insufficient data to calculate PI      U=Unique Design



### Most Significant Inspection Findings

1Q/2008	No findings this quarter	<b>G</b>	No findings this quarter	No findings this quarter	No findings this quarter	No findings this quarter
4Q/2007	<b>G</b>	No findings this quarter	No findings this quarter	No findings this quarter	No findings this quarter	No findings this quarter
3Q/2007	No findings this quarter	<b>W (1)</b>	No findings this quarter	No findings this quarter	No findings this quarter	No findings this quarter
2Q/2007	No findings this quarter	No findings this quarter	No findings this quarter	No findings this quarter	No findings this quarter	No findings this quarter

Miscellaneous findings

### Additional Inspection & Assessment Information

#### ◆ Assessment Reports/Inspection Plans:

1Q/2008

4Q/2007

3Q/2007

2Q/2007

#### ◆ Cross Reference Of Assessment Reports

#### ◆ List of Inspection Reports (IR)

#### ◆ List of Security IR Cover Letters

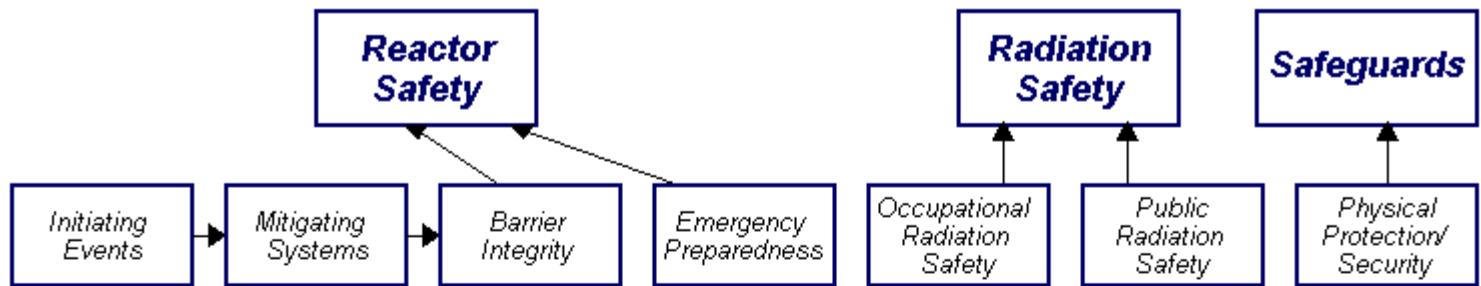
#### ◆ List of Assessment Letters/Inspection Plans

#### ◆ Baseline Inspection Completion Information

Last Modified: June 5, 2008

# Farley 1

## 2Q/2008 Performance Summary

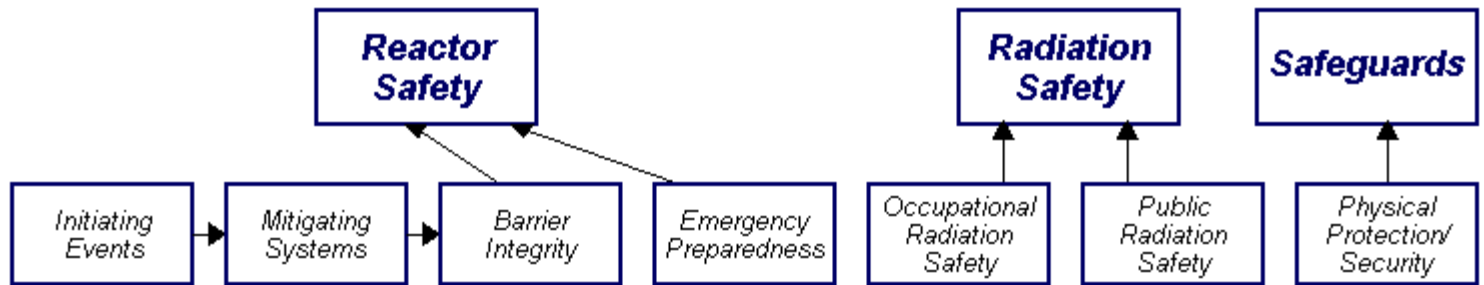


### Performance Indicators

Unplanned Scrams (G)	Safety System Functional Failures (G)	Reactor Coolant System Activity (G)	Drill/Exercise Performance (G)	Occupational Exposure Control Effectiveness (G)	RETS/ODCM Radiological Effluent (G)
Unplanned Power Changes (G)	Emergency AC Power System (W)	Reactor Coolant System Leakage (G)	ERO Drill Participation (G)		
Unplanned Scrams with Complications (G)	High Pressure Injection System (G)		Alert and Notification System (G)		
	Heat Removal System (G)				
	Residual Heat Removal System (G)				
	Cooling Water Systems (W)				

Last Modified: August 4, 2008

**Legend:** R=Red      W=White      T=Thresholds under development      N=Not Applicable  
                          Y=Yellow      G=Green      I=Insufficient data to calculate PI      U=Unique Design



### Most Significant Inspection Findings

2Q/2008	No findings this quarter	<b>G</b>	No findings this quarter	No findings this quarter	No findings this quarter	No findings this quarter
1Q/2008	No findings this quarter	<b>G</b>	No findings this quarter	No findings this quarter	No findings this quarter	No findings this quarter
4Q/2007	<b>G</b>	No findings this quarter	No findings this quarter	No findings this quarter	No findings this quarter	No findings this quarter
3Q/2007	No findings this quarter	<b>W (1)</b>	No findings this quarter	No findings this quarter	No findings this quarter	No findings this quarter

Miscellaneous findings

### Additional Inspection & Assessment Information

#### ◆ Assessment Reports/Inspection Plans:

2Q/2008

1Q/2008

4Q/2007

3Q/2007

#### ◆ Cross Reference Of Assessment Reports

#### ◆ List of Inspection Reports (IR)

#### ◆ List of Security IR Cover Letters

#### ◆ List of Assessment Letters/Inspection Plans

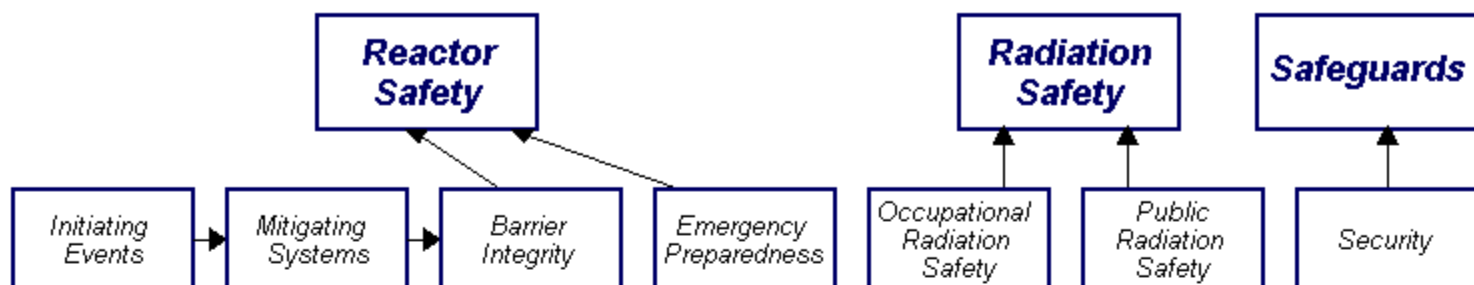
#### ◆ Baseline Inspection Completion Information

Last Modified: August 29, 2008



# Farley 1

## 3Q/2008 Performance Summary

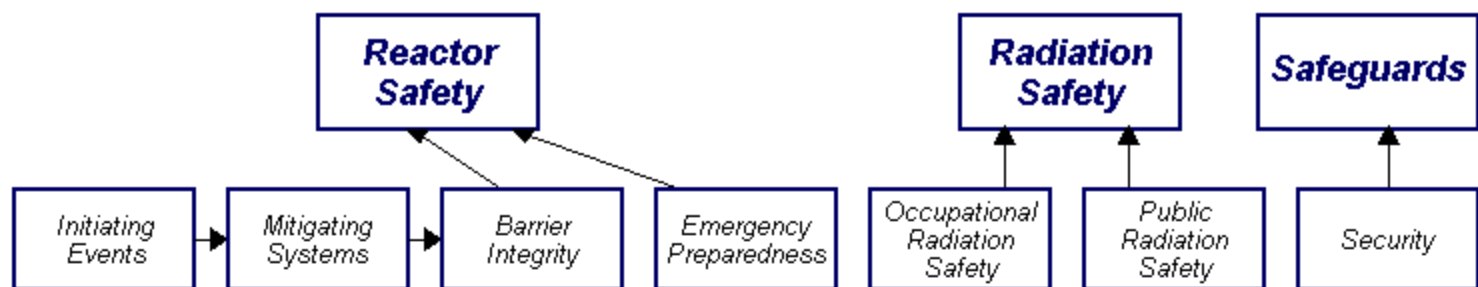


### Performance Indicators

Unplanned Scrams (G)	Safety System Functional Failures (G)	Reactor Coolant System Activity (G)	Drill/Exercise Performance (G)	Occupational Exposure Control Effectiveness (G)	RETS/ODCM Radiological Effluent (G)
Unplanned Power Changes (G)	Emergency AC Power System (W)	Reactor Coolant System Leakage (G)	ERO Drill Participation (G)		
Unplanned Scrams with Complications (G)	High Pressure Injection System (G)		Alert and Notification System (G)		
	Heat Removal System (G)				
	Residual Heat Removal System (G)				
	Cooling Water Systems (G)				

Last Modified: November 26, 2008

Legend: R=Red    W=White    T=Thresholds under development    N=Not Applicable  
                   Y=Yellow    G=Green    I=Insufficient data to calculate PI    U=Unique Design



### Most Significant Inspection Findings

3Q/2008	No findings this quarter	W (1)	No findings this quarter	No findings this quarter	No findings this quarter	No findings this quarter
2Q/2008	No findings this quarter	G	No findings this quarter	No findings this quarter	No findings this quarter	No findings this quarter
1Q/2008	No findings this quarter	G	No findings this quarter	No findings this quarter	No findings this quarter	No findings this quarter
4Q/2007	G	No findings this quarter	No findings this quarter	No findings this quarter	No findings this quarter	No findings this quarter

Miscellaneous findings

### Additional Inspection & Assessment Information

#### ◆ Assessment Reports/Inspection Plans:

3Q/2008

2Q/2008

1Q/2008

4Q/2007

#### ◆ Cross Reference Of Assessment Reports

#### ◆ List of Inspection Reports (IR)

#### ◆ List of Security IR Cover Letters

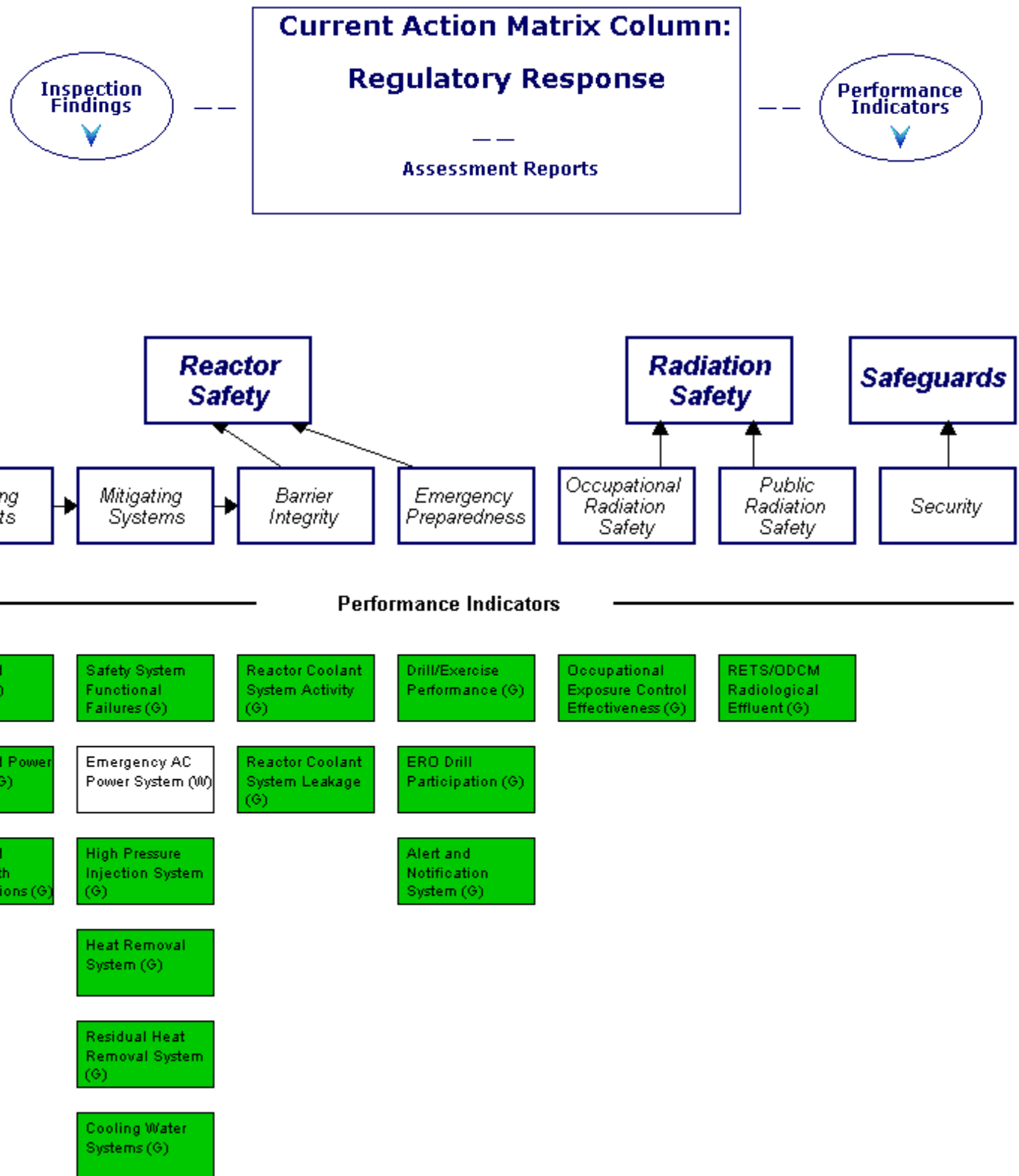
#### ◆ List of Assessment Letters/Inspection Plans

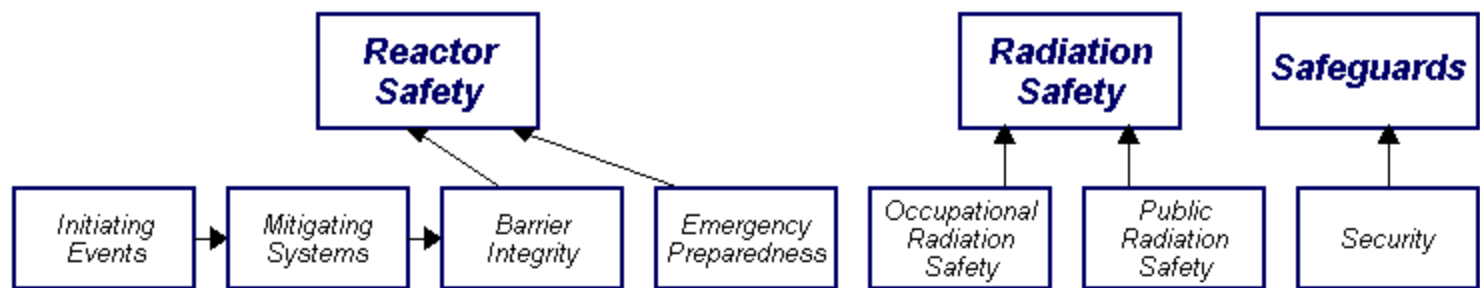
#### ◆ Baseline Inspection Completion Information

Last Modified: November 26, 2008

# Farley 1

## 4Q/2008 Performance Summary





### Most Significant Inspection Findings

4Q/2008	No findings this quarter	No findings this quarter	No findings this quarter	No findings this quarter	No findings this quarter	No findings this quarter
3Q/2008	No findings this quarter	W (1)	No findings this quarter	No findings this quarter	No findings this quarter	No findings this quarter
2Q/2008	No findings this quarter	G	No findings this quarter	No findings this quarter	No findings this quarter	No findings this quarter
1Q/2008	No findings this quarter	G	No findings this quarter	No findings this quarter	No findings this quarter	No findings this quarter

Miscellaneous findings

### Additional Inspection & Assessment Information

#### ◆ Assessment Reports/Inspection Plans:

4Q/2008

3Q/2008

2Q/2008

1Q/2008

#### ◆ Cross Reference Of Assessment Reports

#### ◆ List of Inspection Reports (IR)

#### ◆ List of Security IR Cover Letters

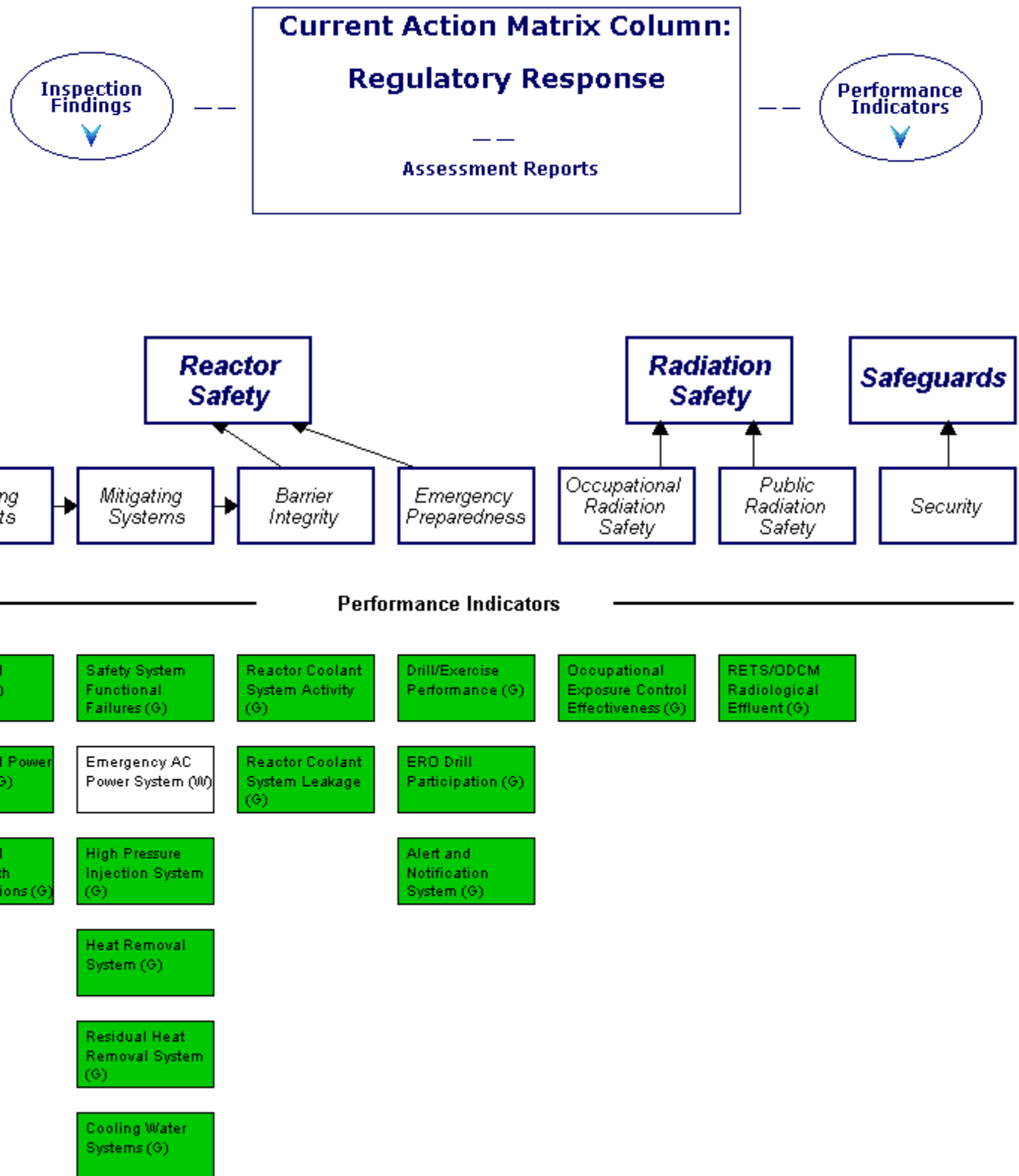
#### ◆ List of Assessment Letters/Inspection Plans

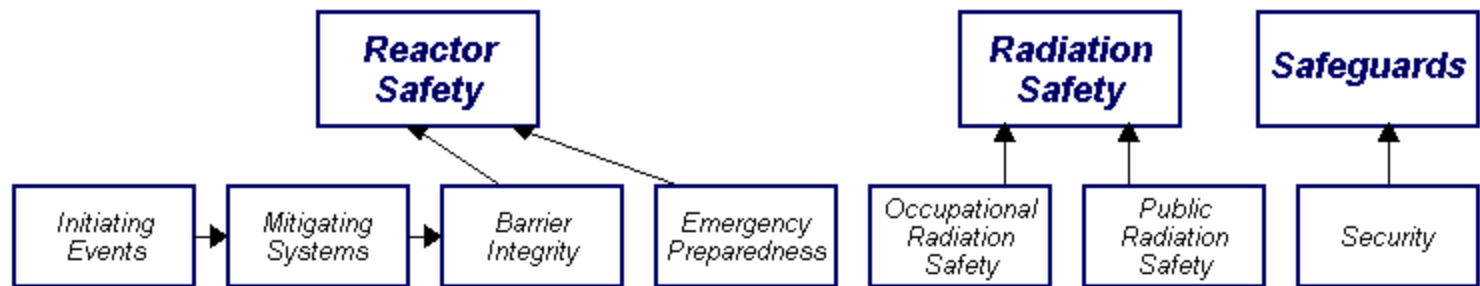
#### ◆ Baseline Inspection Completion Information



# Farley 1

## 1Q/2009 Performance Summary





### Most Significant Inspection Findings

1Q/2009	No findings this quarter	G	No findings this quarter	No findings this quarter	No findings this quarter	No findings this quarter
4Q/2008	No findings this quarter	No findings this quarter	No findings this quarter	No findings this quarter	No findings this quarter	No findings this quarter
3Q/2008	No findings this quarter	W (1)	No findings this quarter	No findings this quarter	No findings this quarter	No findings this quarter
2Q/2008	No findings this quarter	G	No findings this quarter	No findings this quarter	No findings this quarter	No findings this quarter

Miscellaneous findings

### Additional Inspection & Assessment Information

#### ◆ Assessment Reports/Inspection Plans:

1Q/2009

4Q/2008

3Q/2008

2Q/2008

#### ◆ Cross Reference Of Assessment Reports

#### ◆ List of Inspection Reports (IR)

#### ◆ List of Security IR Cover Letters

#### ◆ List of Assessment Letters/Inspection Plans

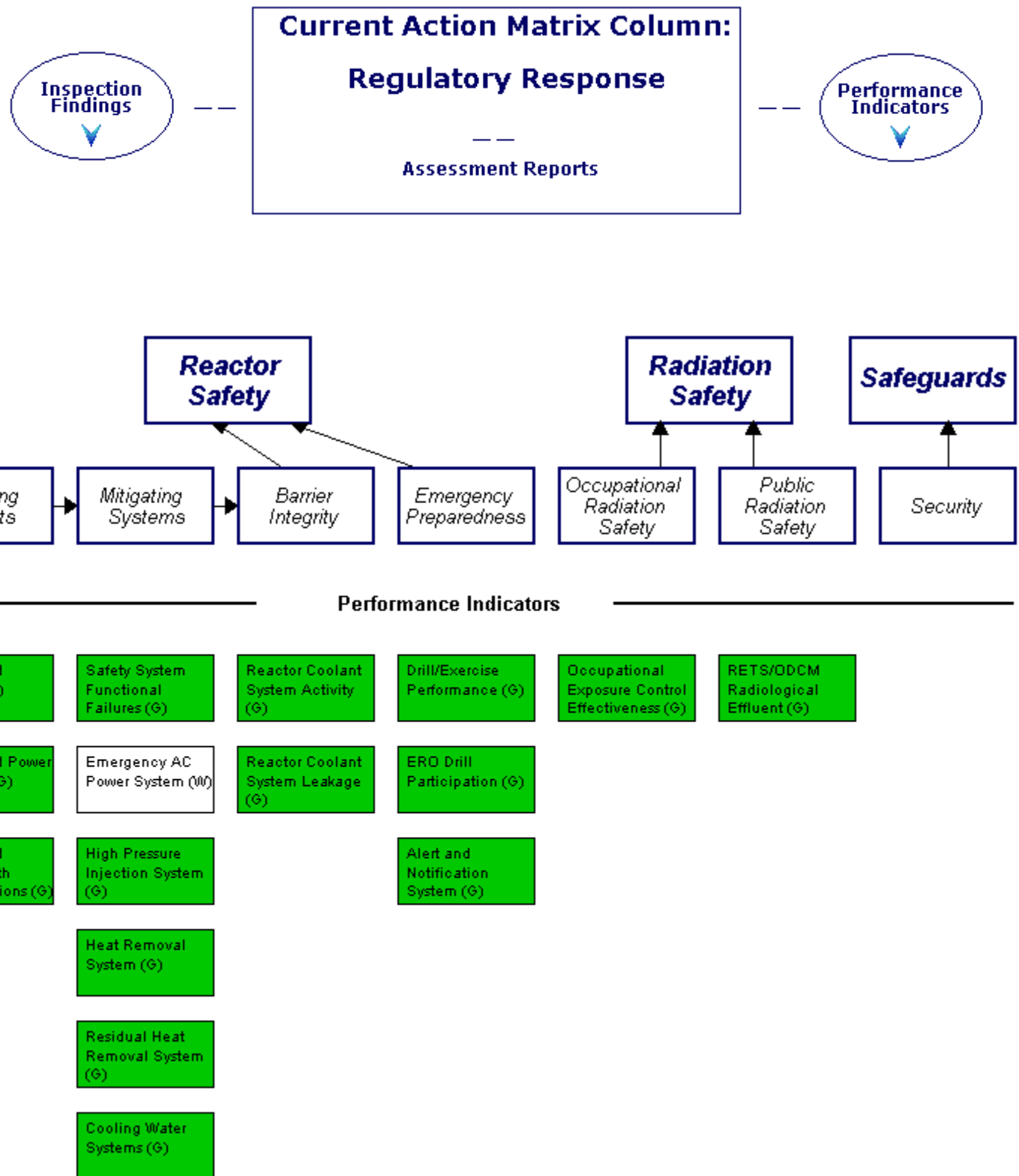
#### ◆ Baseline Inspection Completion Information

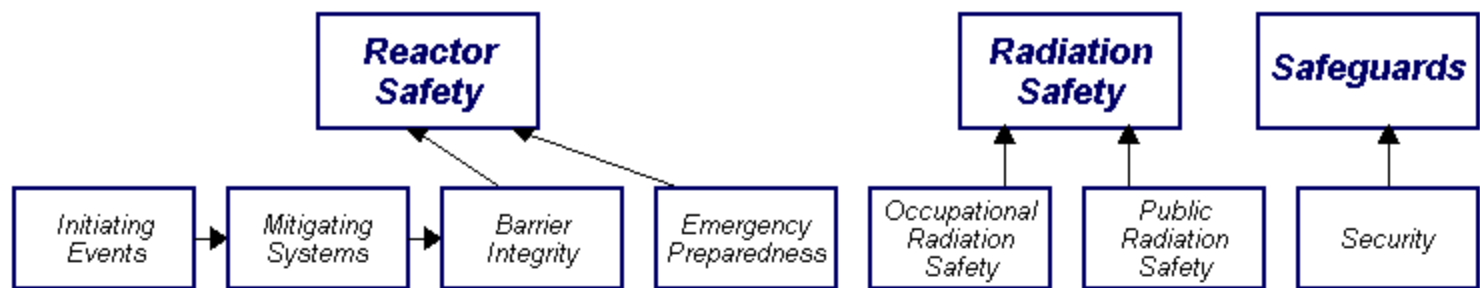




# Farley 1

## 2Q/2009 Performance Summary





### Most Significant Inspection Findings

2Q/2009	No findings this quarter	G	No findings this quarter	W (1)	No findings this quarter	No findings this quarter
1Q/2009	No findings this quarter	G	No findings this quarter	No findings this quarter	No findings this quarter	No findings this quarter
4Q/2008	No findings this quarter	No findings this quarter	No findings this quarter	No findings this quarter	No findings this quarter	No findings this quarter
3Q/2008	No findings this quarter	W (1)	No findings this quarter	No findings this quarter	No findings this quarter	No findings this quarter

Miscellaneous findings

### Additional Inspection & Assessment Information

#### ◆ Assessment Reports/Inspection Plans:

2Q/2009

1Q/2009

4Q/2008

3Q/2008

#### ◆ Cross Reference Of Assessment Reports

#### ◆ List of Inspection Reports (IR)

#### ◆ List of Security IR Cover Letters

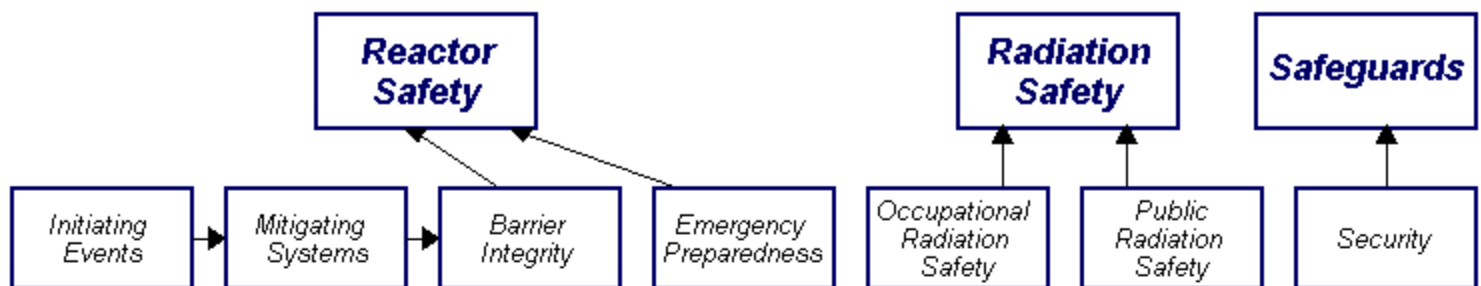
#### ◆ List of Assessment Letters/Inspection Plans

#### ◆ Baseline Inspection Completion Information



# Farley 1

## 3Q/2009 Performance Summary

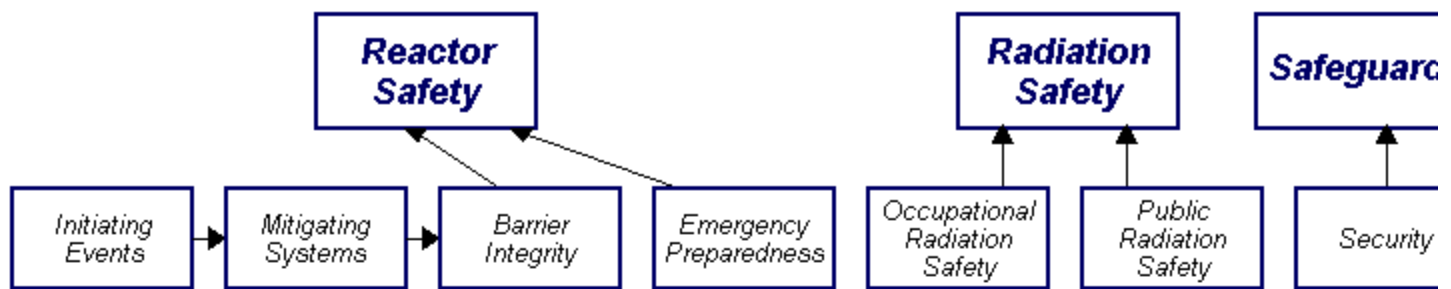


### Performance Indicators

Unplanned Scrams (G)	Safety System Functional Failures (G)	Reactor Coolant System Activity (G)	Drill/Exercise Performance (G)	Occupational Exposure Control Effectiveness (G)	RETS/ODCM Radiological Effluent (G)
Unplanned Power Changes (G)	Emergency AC Power System (W)	Reactor Coolant System Leakage (G)	ERO Drill Participation (G)		
Unplanned Scrams with Complications (G)	High Pressure Injection System (G)		Alert and Notification System (G)		
	Heat Removal System (G)				
	Residual Heat Removal System (G)				
	Cooling Water Systems (G)				

Last Modified: November 30, 2009

**Legend:** R=Red    W=White    T=Thresholds under development    N=Not Applicable  
 Y=Yellow    G=Green    I=Insufficient data to calculate PI    U=Unique Design



### Most Significant Inspection Findings

3Q/2009	No findings this quarter	<b>G</b>	No findings this quarter	No findings this quarter	No findings this quarter	No findings this quarter
2Q/2009	No findings this quarter	<b>G</b>	No findings this quarter	<b>W (1)</b>	No findings this quarter	No findings this quarter
1Q/2009	No findings this quarter	<b>G</b>	No findings this quarter	No findings this quarter	No findings this quarter	No findings this quarter
4Q/2008	No findings this quarter	No findings this quarter	No findings this quarter	No findings this quarter	No findings this quarter	No findings this quarter

Miscellaneous findings

### Additional Inspection & Assessment Information

#### ◆ Assessment Reports/Inspection Plans:

3Q/2009

2Q/2009

1Q/2009

4Q/2008

#### ◆ Cross Reference Of Assessment Reports

#### ◆ List of Inspection Reports (IR)

#### ◆ List of Security IR Cover Letters

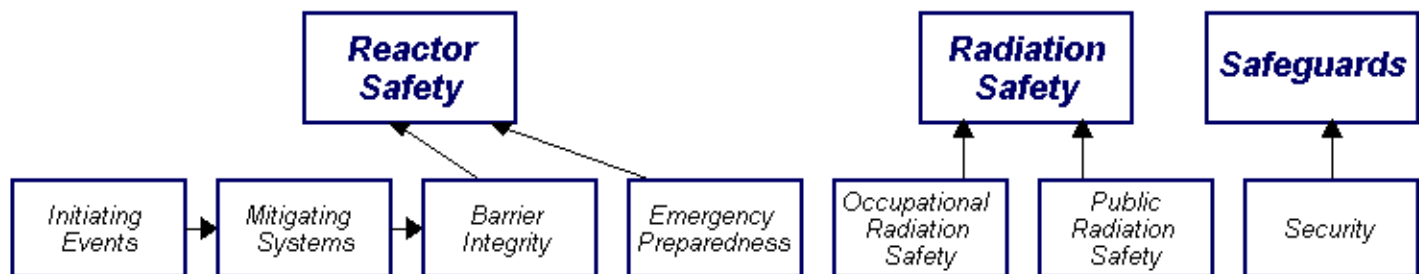
#### ◆ List of Assessment Letters/Inspection Plans

#### ◆ Baseline Inspection Completion Information

Last Modified: December 10, 2009

# Farley 1

## 4Q/2009 Performance Summary

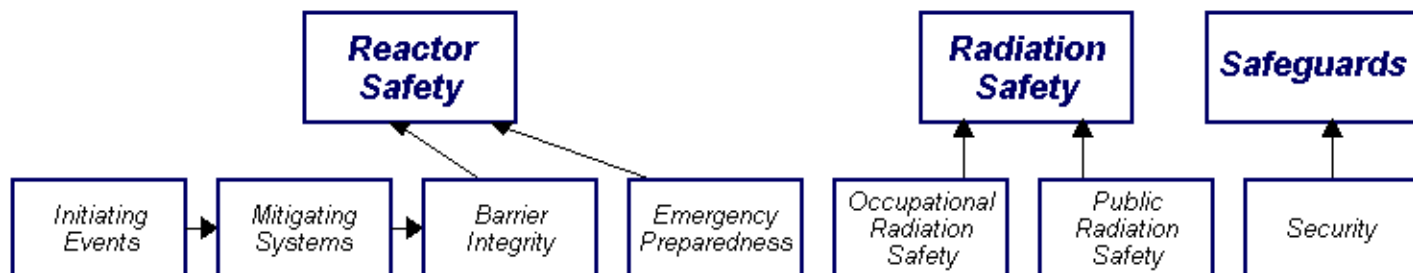


### Performance Indicators

Unplanned Scrams (G)	Safety System Functional Failures (G)	Reactor Coolant System Activity (G)	Drill/Exercise Performance (G)	Occupational Exposure Control Effectiveness (G)	RETS/ODCM Radiological Effluent (G)
Unplanned Power Changes (G)	Emergency AC Power System (W)	Reactor Coolant System Leakage (G)	ERO Drill Participation (G)		
Unplanned Scrams with Complications (G)	High Pressure Injection System (G)		Alert and Notification System (G)		
	Heat Removal System (G)				
	Residual Heat Removal System (G)				
	Cooling Water Systems (G)				

Last Modified: March 5, 2010

**Legend:** R=Red    W=White    T=Thresholds under development    N=Not Applicable  
                   Y=Yellow    G=Green    I=Insufficient data to calculate PI    U=Unique Design



### Most Significant Inspection Findings

4Q/2009	No findings this quarter	<b>G</b>	No findings this quarter	No findings this quarter	No findings this quarter	No findings this quarter
3Q/2009	No findings this quarter	<b>G</b>	No findings this quarter	No findings this quarter	No findings this quarter	No findings this quarter
2Q/2009	No findings this quarter	<b>G</b>	No findings this quarter	<b>W (1)</b>	No findings this quarter	No findings this quarter
1Q/2009	No findings this quarter	<b>G</b>	No findings this quarter	No findings this quarter	No findings this quarter	No findings this quarter

Miscellaneous findings

### Additional Inspection & Assessment Information

#### ◆ Assessment Reports/Inspection Plans:

4Q/2009

3Q/2009

2Q/2009

1Q/2009

#### ◆ Cross Reference Of Assessment Reports

#### ◆ List of Inspection Reports (IR)

#### ◆ List of Security IR Cover Letters

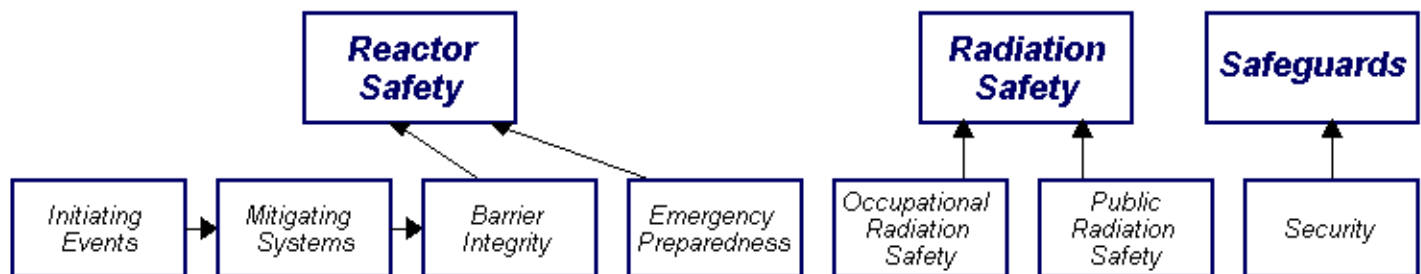
#### ◆ List of Assessment Letters/Inspection Plans

#### ◆ Baseline Inspection Completion Information

Last Modified: March 1, 2010

# Farley 1

## 1Q/2010 Performance Summary



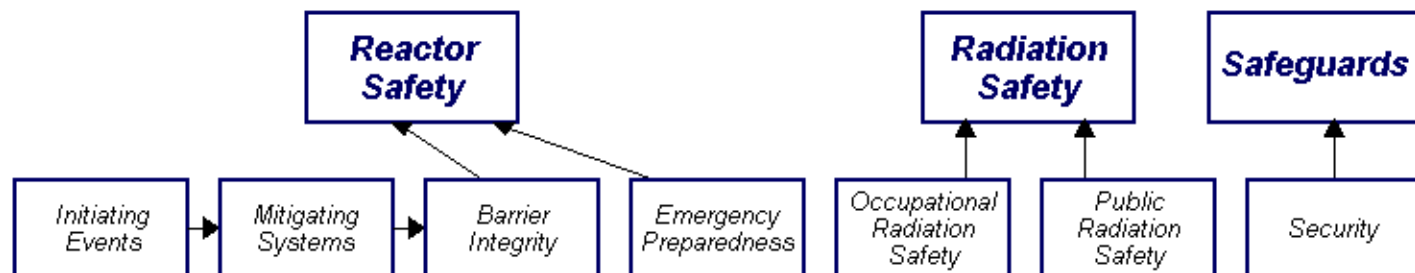
### Performance Indicators

Unplanned Scrams (G)	Safety System Functional Failures (G)	Reactor Coolant System Activity (G)	Drill/Exercise Performance (G)	Occupational Exposure Control Effectiveness (G)	RETS/ODCM Radiological Effluent (G)
Unplanned Power Changes (G)	Emergency AC Power System (W)	Reactor Coolant System Leakage (G)	ERO Drill Participation (G)		
Unplanned Scrams with Complications (G)	High Pressure Injection System (G)		Alert and Notification System (G)		
	Heat Removal System (G)				
	Residual Heat Removal System (G)				
	Cooling Water Systems (G)				

Last Modified: April 26, 2010

Legend: R=Red W=White T=Thresholds under development N=Not Applicable  
Y=Yellow G=Green I=Insufficient data to calculate PI U=Unique Design





### Most Significant Inspection Findings

1Q/2010	G	G	No findings this quarter	No findings this quarter	No findings this quarter	No findings this quarter
4Q/2009	No findings this quarter	G	No findings this quarter	No findings this quarter	No findings this quarter	No findings this quarter
3Q/2009	No findings this quarter	G	No findings this quarter	No findings this quarter	No findings this quarter	No findings this quarter
2Q/2009	No findings this quarter	G	No findings this quarter	W (1)	No findings this quarter	No findings this quarter

Miscellaneous findings

### Additional Inspection & Assessment Information

#### ◆ Assessment Reports/Inspection Plans:

1Q/2010

4Q/2009

3Q/2009

2Q/2009

#### ◆ Cross Reference Of Assessment Reports

#### ◆ List of Inspection Reports (IR)

#### ◆ List of Security IR Cover Letters

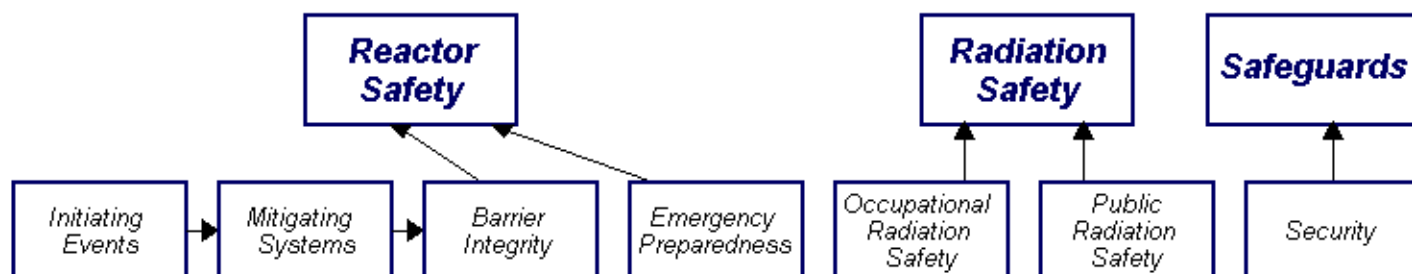
#### ◆ List of Assessment Letters/Inspection Plans

#### ◆ Baseline Inspection Completion Information

Last Modified: May 13, 2010

# Farley 1

## 2Q/2010 Performance Summary

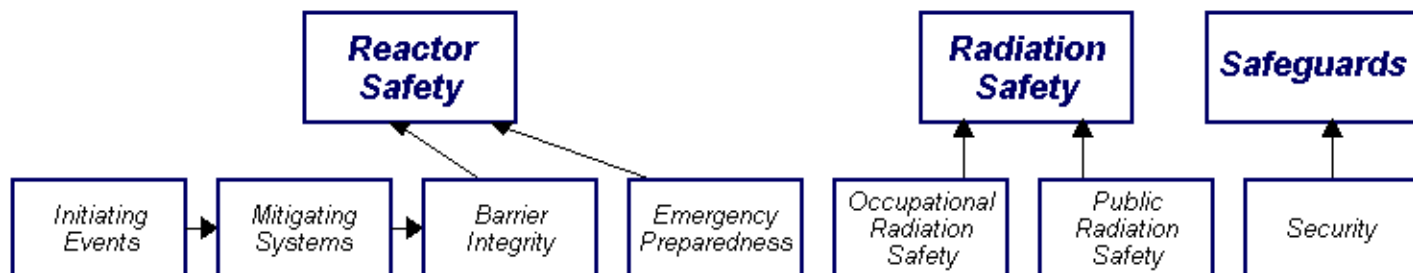


### Performance Indicators

Unplanned Scrams (G)	Safety System Functional Failures (G)	Reactor Coolant System Activity (G)	Drill/Exercise Performance (G)	Occupational Exposure Control Effectiveness (G)	RETS/ODCM Radiological Effluent (G)
Unplanned Power Changes (G)	Emergency AC Power System (W)	Reactor Coolant System Leakage (G)	ERO Drill Participation (G)		
Unplanned Scrams with Complications (G)	High Pressure Injection System (G)		Alert and Notification System (G)		
	Heat Removal System (G)				
	Residual Heat Removal System (G)				
	Cooling Water Systems (G)				

Last Modified: July 26, 2010

Legend: R=Red Y=Yellow W=White G=Green T=Thresholds under development I=Insufficient data to calculate PI N=Not Applicable U=Unique Design



### Most Significant Inspection Findings

2Q/2010	No findings this quarter	G	No findings this quarter	No findings this quarter	G	No findings this quarter
1Q/2010	G	G	No findings this quarter	No findings this quarter	No findings this quarter	No findings this quarter
4Q/2009	No findings this quarter	G	No findings this quarter	No findings this quarter	No findings this quarter	No findings this quarter
3Q/2009	No findings this quarter	G	No findings this quarter	W (1)	No findings this quarter	No findings this quarter

Miscellaneous findings

### Additional Inspection & Assessment Information

#### ◆ Assessment Reports/Inspection Plans:

2Q/2010

1Q/2010

4Q/2009

3Q/2009

#### ◆ Cross Reference Of Assessment Reports

#### ◆ List of Inspection Reports (IR)

#### ◆ List of Security IR Cover Letters

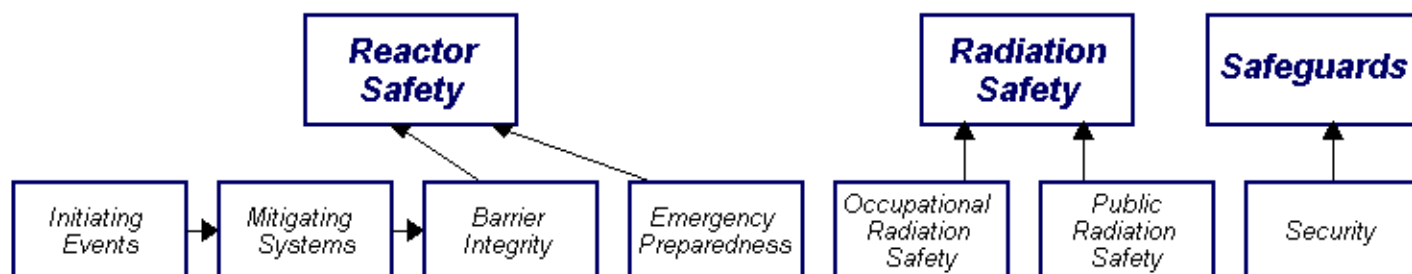
#### ◆ List of Assessment Letters/Inspection Plans

#### ◆ Baseline Inspection Completion Information

Last Modified: September 2, 2010

# Farley 1

## 3Q/2010 Performance Summary

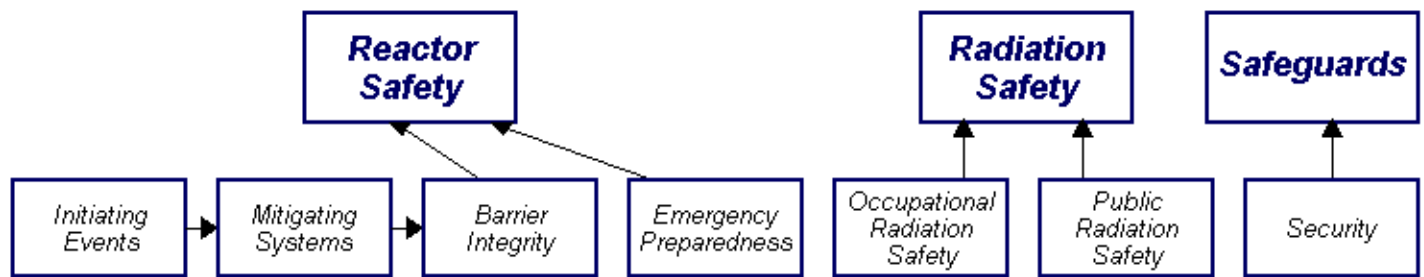


### Performance Indicators

Unplanned Scrams (G)	Safety System Functional Failures (G)	Reactor Coolant System Activity (G)	Drill/Exercise Performance (G)	Occupational Exposure Control Effectiveness (G)	RETS/ODCM Radiological Effluent (G)
Unplanned Power Changes (G)	Emergency AC Power System (W)	Reactor Coolant System Leakage (G)	ERO Drill Participation (G)		
Unplanned Scrams with Complications (G)	High Pressure Injection System (G)		Alert and Notification System (G)		
	Heat Removal System (G)				
	Residual Heat Removal System (G)				
	Cooling Water Systems (G)				

Last Modified: October 25, 2010

Legend: R=Red    W=White    T=Thresholds under development    N=Not Applicable  
                   Y=Yellow    G=Green    I=Insufficient data to calculate PI    U=Unique Design



### Most Significant Inspection Findings

3Q/2010	No findings this quarter	No findings this quarter	No findings this quarter	No findings this quarter	No findings this quarter	No findings this quarter
2Q/2010	No findings this quarter	G	No findings this quarter	No findings this quarter	G	No findings this quarter
1Q/2010	G	G	No findings this quarter	No findings this quarter	No findings this quarter	No findings this quarter
4Q/2009	No findings this quarter	G	No findings this quarter	W (1)	No findings this quarter	No findings this quarter

Miscellaneous findings

### Additional Inspection & Assessment Information

#### ◆ Assessment Reports/Inspection Plans:

3Q/2010

2Q/2010

1Q/2010

4Q/2009

#### ◆ Cross Reference Of Assessment Reports

#### ◆ List of Inspection Reports (IR)

#### ◆ List of Security IR Cover Letters

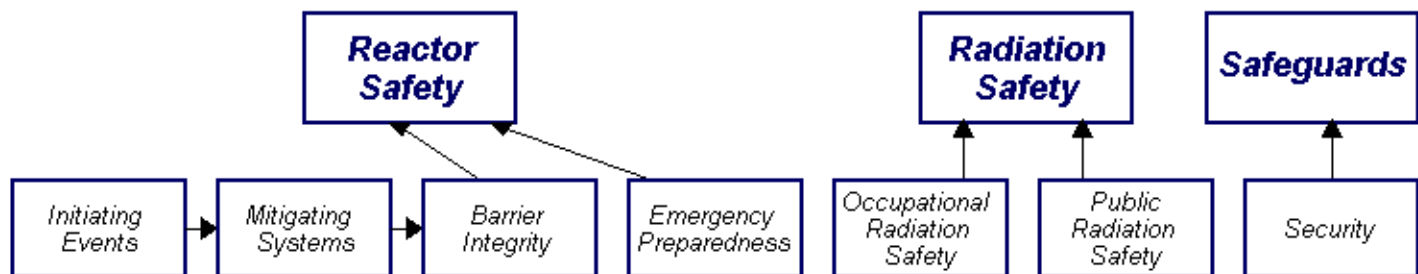
#### ◆ List of Assessment Letters/Inspection Plans

#### ◆ Baseline Inspection Completion Information

Last Modified: November 3, 2010

# Farley 1

## 4Q/2010 Performance Summary

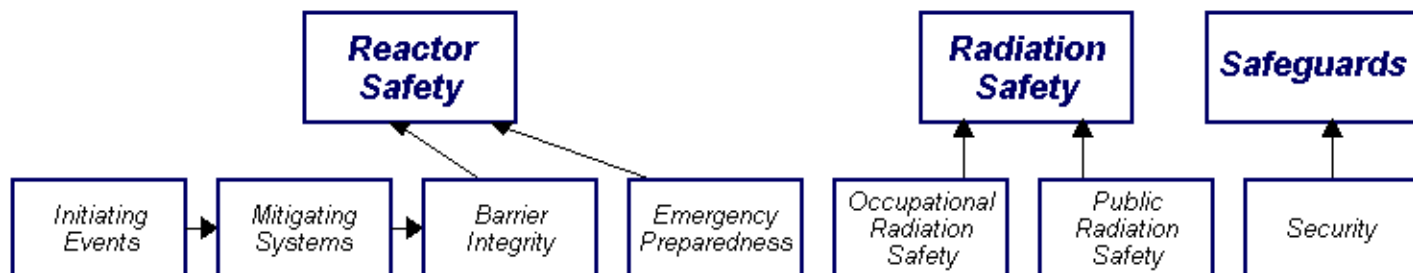


### Performance Indicators

Unplanned Scrams (G)	Safety System Functional Failures (G)	Reactor Coolant System Activity (G)	Drill/Exercise Performance (G)	Occupational Exposure Control Effectiveness (G)	RETS/ODCM Radiological Effluent (G)
Unplanned Power Changes (G)	Emergency AC Power System (W)	Reactor Coolant System Leakage (G)	ERO Drill Participation (G)		
Unplanned Scrams with Complications (G)	High Pressure Injection System (G)		Alert and Notification System (G)		
	Heat Removal System (G)				
	Residual Heat Removal System (G)				
	Cooling Water Systems (G)				

Last Modified: January 24, 2011

Legend: R=Red    W=White    T=Thresholds under development    N=Not Applicable  
                   Y=Yellow    G=Green    I=Insufficient data to calculate PI    U=Unique Design



### Most Significant Inspection Findings

4Q/2010	No findings this quarter	<b>G</b>	No findings this quarter	No findings this quarter	No findings this quarter	No findings this quarter
3Q/2010	No findings this quarter	No findings this quarter	No findings this quarter	No findings this quarter	No findings this quarter	No findings this quarter
2Q/2010	No findings this quarter	<b>G</b>	No findings this quarter	No findings this quarter	<b>G</b>	No findings this quarter
1Q/2010	<b>G</b>	<b>G</b>	No findings this quarter	No findings this quarter	No findings this quarter	No findings this quarter

Miscellaneous findings

### Additional Inspection & Assessment Information

#### ◆ Assessment Reports/Inspection Plans:

4Q/2010

3Q/2010

2Q/2010

1Q/2010

#### ◆ Cross Reference Of Assessment Reports

#### ◆ List of Inspection Reports (IR)

#### ◆ List of Security IR Cover Letters

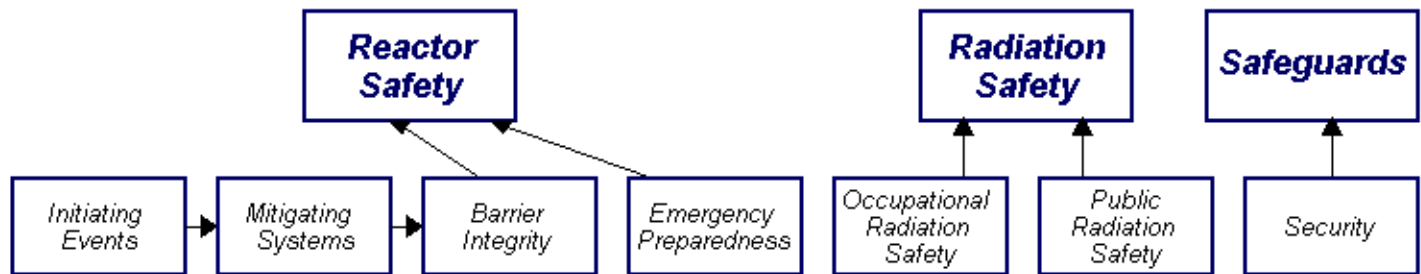
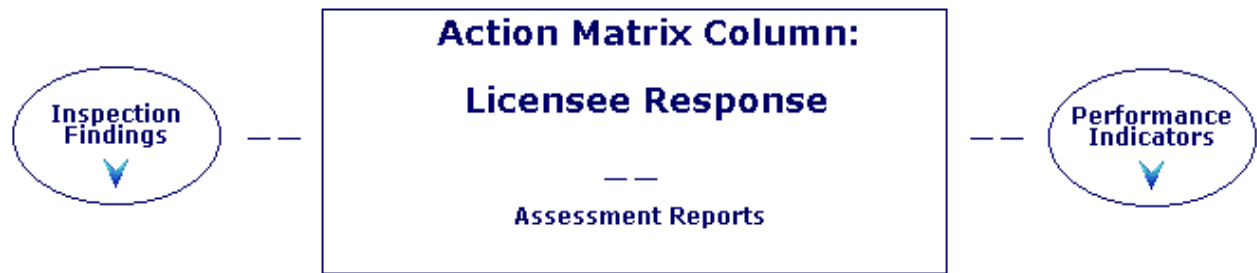
#### ◆ List of Assessment Letters/Inspection Plans

#### ◆ Baseline Inspection Completion Information

Last Modified: March 3, 2011

# Farley 1

## 1Q/2011 Performance Summary



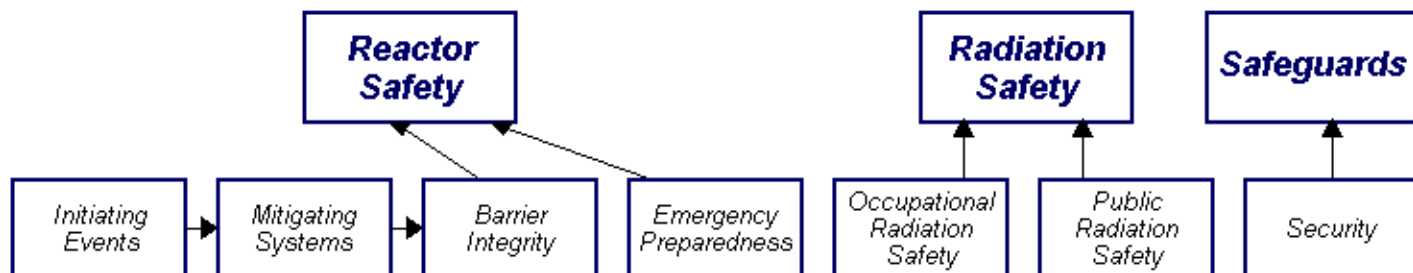
### Performance Indicators

Unplanned Scrams (G)	Safety System Functional Failures (G)	Reactor Coolant System Activity (G)	Drill/Exercise Performance (G)	Occupational Exposure Control Effectiveness (G)	RETS/ODCM Radiological Effluent (G)
Unplanned Power Changes (G)	Emergency AC Power System (G)	Reactor Coolant System Leakage (G)	ERO Drill Participation (G)		
Unplanned Scrams with Complications (G)	High Pressure Injection System (G)		Alert and Notification System (G)		
	Heat Removal System (G)				
	Residual Heat Removal System (G)				
	Cooling Water Systems (G)				

Last Modified: May 4, 2011

Legend: R=Red    W=White    T=Thresholds under development    N=Not Applicable  
                   Y=Yellow    G=Green    I=Insufficient data to calculate PI    U=Unique Design





### Most Significant Inspection Findings

1Q/2011	No findings this quarter	G	No findings this quarter	No findings this quarter	No findings this quarter	No findings this quarter
4Q/2010	No findings this quarter	G	No findings this quarter	No findings this quarter	No findings this quarter	No findings this quarter
3Q/2010	No findings this quarter	No findings this quarter	No findings this quarter	No findings this quarter	No findings this quarter	No findings this quarter
2Q/2010	No findings this quarter	G	No findings this quarter	No findings this quarter	G	No findings this quarter

Miscellaneous findings

### Additional Inspection & Assessment Information

#### ◆ Assessment Reports/Inspection Plans:

1Q/2011

4Q/2010

3Q/2010

2Q/2010

#### ◆ Cross Reference Of Assessment Reports

#### ◆ List of Inspection Reports (IR)

#### ◆ List of Security IR Cover Letters

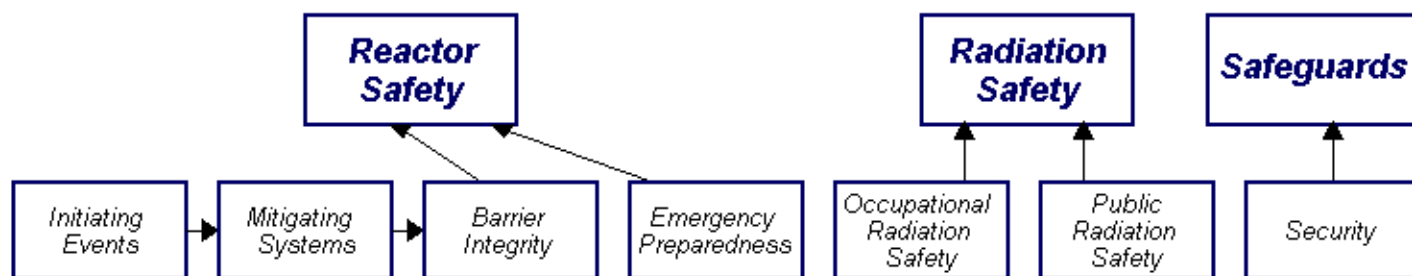
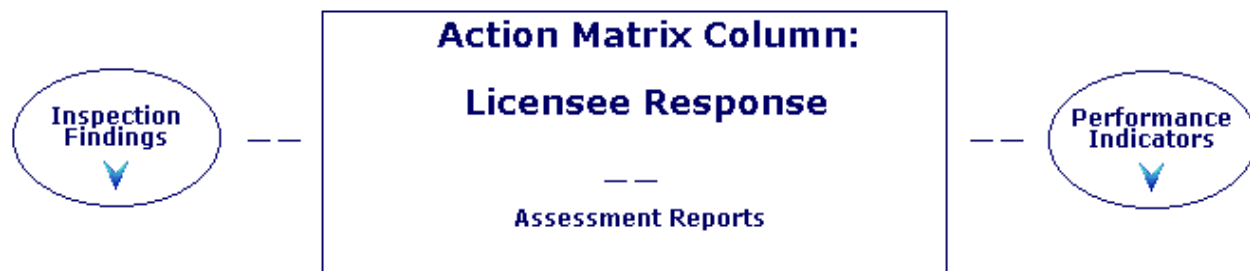
#### ◆ List of Assessment Letters/Inspection Plans

#### ◆ Baseline Inspection Completion Information

Last Modified: June 7, 2011

# Farley 1

## 2Q/2011 Performance Summary

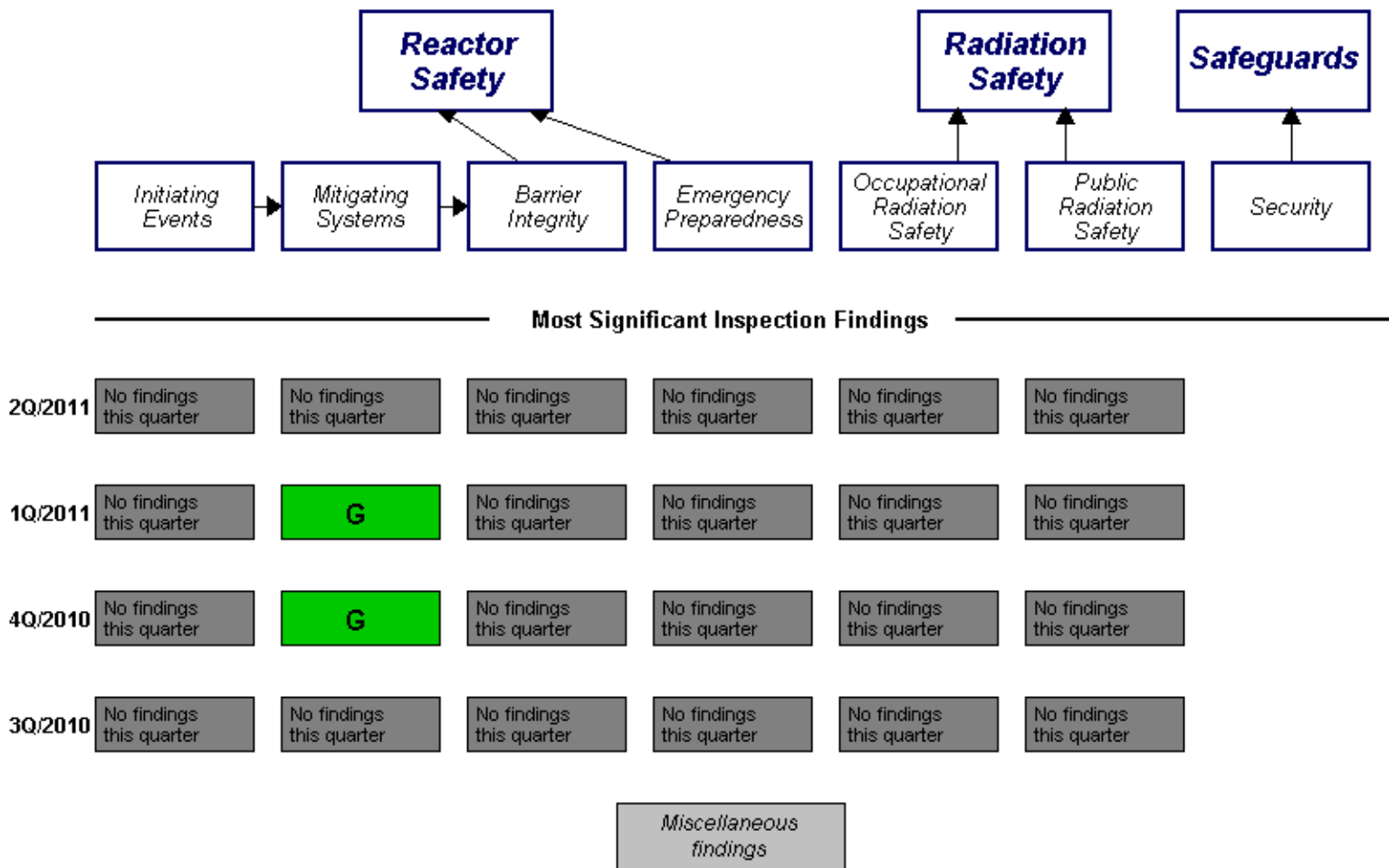


### Performance Indicators

Unplanned Scrams (G)	Safety System Functional Failures (G)	Reactor Coolant System Activity (G)	Drill/Exercise Performance (G)	Occupational Exposure Control Effectiveness (G)	RETS/ODCM Radiological Effluent (G)
Unplanned Power Changes (G)	Emergency AC Power System (G)	Reactor Coolant System Leakage (G)	ERO Drill Participation (G)		
Unplanned Scrams with Complications (G)	High Pressure Injection System (G)		Alert and Notification System (G)		
	Heat Removal System (G)				
	Residual Heat Removal System (G)				
	Cooling Water Systems (G)				

Last Modified: August 16, 2011

Legend: R=Red    W=White    T=Thresholds under development    N=Not Applicable  
                   Y=Yellow    G=Green    I=Insufficient data to calculate PI    U=Unique Design



#### Additional Inspection & Assessment Information

##### ◆ Assessment Reports/Inspection Plans:

2Q/2011

1Q/2011

4Q/2010

3Q/2010

##### ◆ Cross Reference Of Assessment Reports

##### ◆ List of Inspection Reports (IR)

##### ◆ List of Security IR Cover Letters

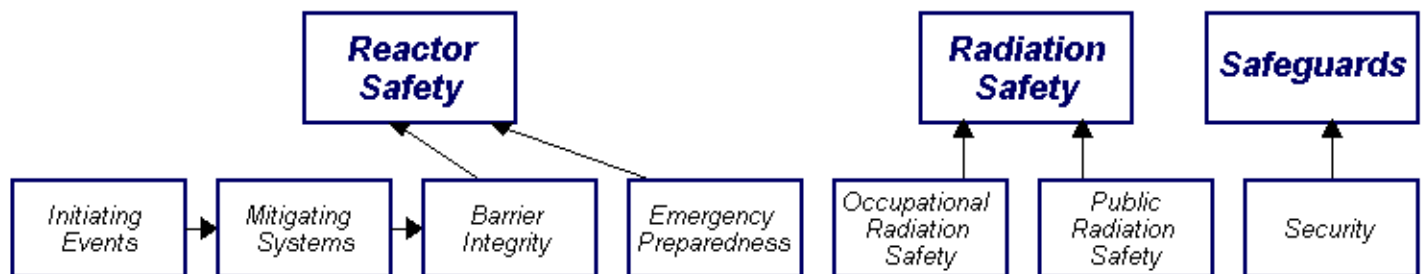
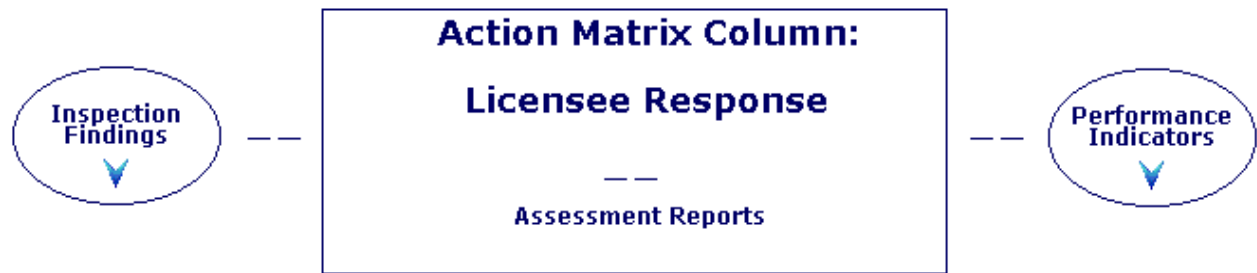
##### ◆ List of Assessment Letters/Inspection Plans

##### ◆ Baseline Inspection Completion Information

Last Modified: August 30, 2011

# Farley 1

## 3Q/2011 Performance Summary

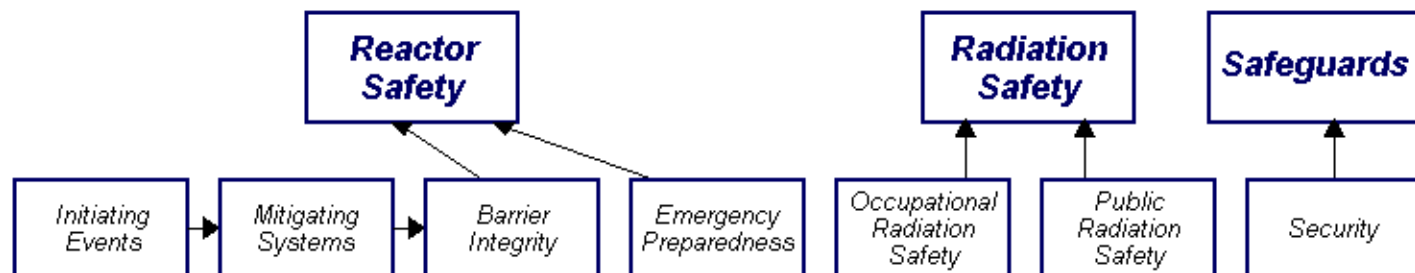


### Performance Indicators

Unplanned Scrams (G)	Safety System Functional Failures (G)	Reactor Coolant System Activity (G)	Drill/Exercise Performance (G)	Occupational Exposure Control Effectiveness (G)	RETS/ODCM Radiological Effluent (G)
Unplanned Power Changes (G)	Emergency AC Power System (G)	Reactor Coolant System Leakage (G)	ERO Drill Participation (G)		
Unplanned Scrams with Complications (G)	High Pressure Injection System (G)		Alert and Notification System (G)		
	Heat Removal System (G)				
	Residual Heat Removal System (G)				
	Cooling Water Systems (G)				

Last Modified: November 29, 2011

Legend: R=Red    W=White    T=Thresholds under development    N=Not Applicable  
                   Y=Yellow    G=Green    I=Insufficient data to calculate PI    U=Unique Design



### Most Significant Inspection Findings

3Q/2011	No findings this quarter	No findings this quarter	No findings this quarter	No findings this quarter	No findings this quarter	No findings this quarter
2Q/2011	<b>G</b>	No findings this quarter	No findings this quarter	No findings this quarter	No findings this quarter	No findings this quarter
1Q/2011	No findings this quarter	<b>G</b>	No findings this quarter	No findings this quarter	No findings this quarter	No findings this quarter
4Q/2010	No findings this quarter	<b>G</b>	No findings this quarter	No findings this quarter	No findings this quarter	No findings this quarter

Miscellaneous findings

### Additional Inspection & Assessment Information

#### ◆ Assessment Reports/Inspection Plans:

3Q/2011

2Q/2011

1Q/2011

4Q/2010

#### ◆ Cross Reference Of Assessment Reports

#### ◆ List of Inspection Reports (IR)

#### ◆ List of Security IR Cover Letters

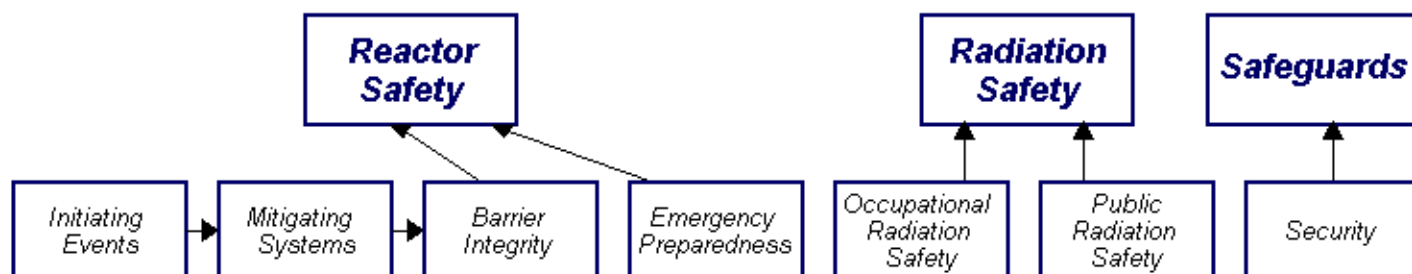
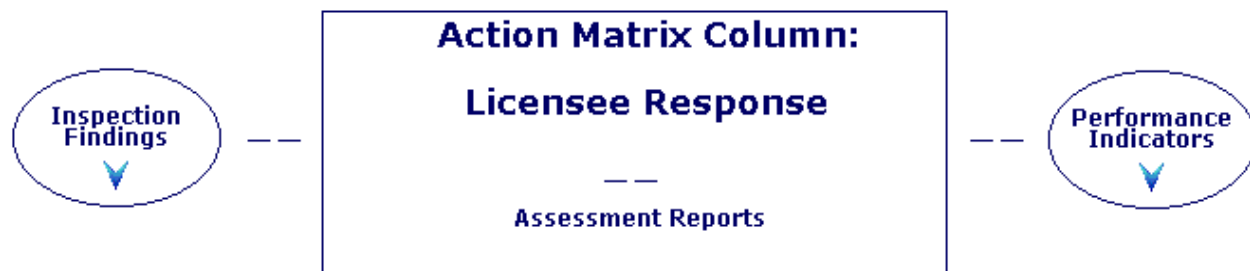
#### ◆ List of Assessment Letters/Inspection Plans

#### ◆ Baseline Inspection Completion Information

Last Modified: November 29, 2011

# Farley 1

## 4Q/2011 Performance Summary

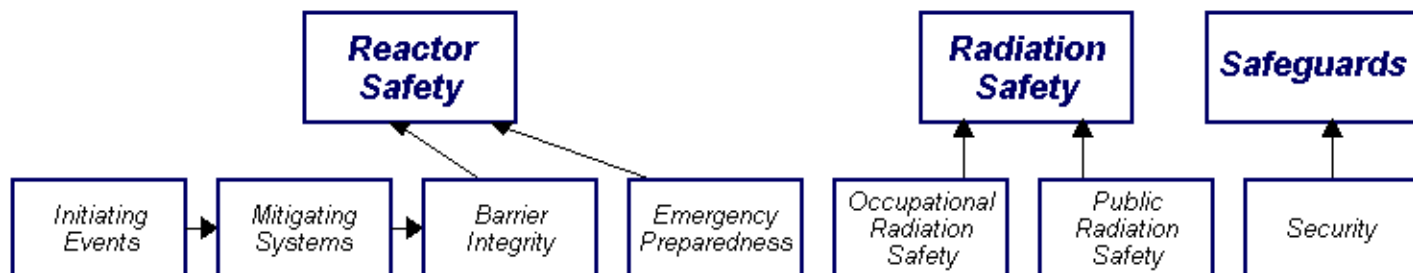


### Performance Indicators

Unplanned Scrams (G)	Safety System Functional Failures (G)	Reactor Coolant System Activity (G)	Drill/Exercise Performance (G)	Occupational Exposure Control Effectiveness (G)	RETS/ODCM Radiological Effluent (G)
Unplanned Power Changes (G)	Emergency AC Power System (G)	Reactor Coolant System Leakage (G)	ERO Drill Participation (G)		
Unplanned Scrams with Complications (G)	High Pressure Injection System (G)		Alert and Notification System (G)		
	Heat Removal System (G)				
	Residual Heat Removal System (G)				
	Cooling Water Systems (G)				

Last Modified: March 2, 2012

Legend: R=Red W=White T=Thresholds under development N=Not Applicable  
Y=Yellow G=Green I=Insufficient data to calculate PI U=Unique Design



### Most Significant Inspection Findings

4Q/2011	No findings this quarter	<b>G</b>	No findings this quarter	No findings this quarter	No findings this quarter	No findings this quarter
3Q/2011	No findings this quarter	No findings this quarter	No findings this quarter	No findings this quarter	No findings this quarter	No findings this quarter
2Q/2011	<b>G</b>	No findings this quarter	No findings this quarter	No findings this quarter	No findings this quarter	No findings this quarter
1Q/2011	No findings this quarter	<b>G</b>	No findings this quarter	No findings this quarter	No findings this quarter	No findings this quarter

Miscellaneous findings

### Additional Inspection & Assessment Information

#### ◆ Assessment Reports/Inspection Plans:

4Q/2011

3Q/2011

2Q/2011

1Q/2011

#### ◆ Cross Reference Of Assessment Reports

#### ◆ List of Inspection Reports (IR)

#### ◆ List of Security IR Cover Letters

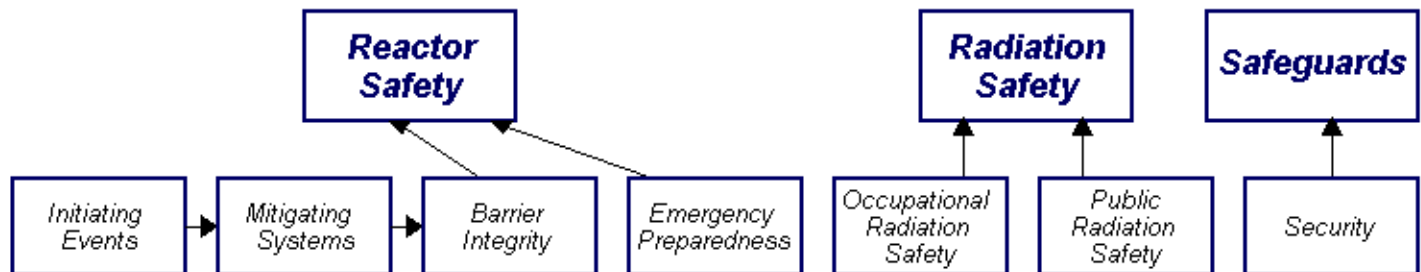
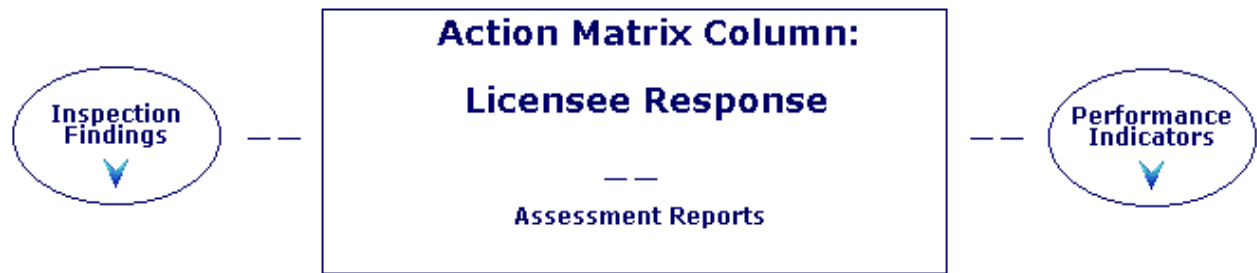
#### ◆ List of Assessment Letters/Inspection Plans

#### ◆ Baseline Inspection Completion Information

Last Modified: March 2, 2012

# Farley 1

## 1Q/2012 Performance Summary



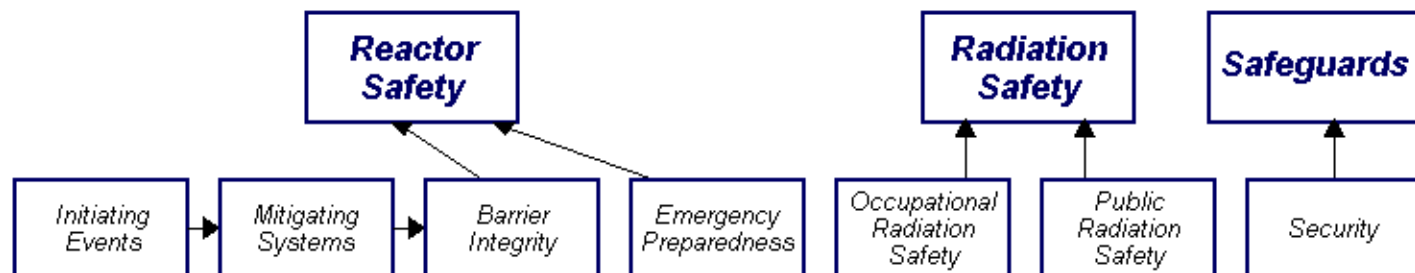
### Performance Indicators

Unplanned Scrams (G)	Safety System Functional Failures (G)	Reactor Coolant System Activity (G)	Drill/Exercise Performance (G)	Occupational Exposure Control Effectiveness (G)	RETS/ODCM Radiological Effluent (G)
Unplanned Power Changes (G)	Emergency AC Power System (G)	Reactor Coolant System Leakage (G)	ERO Drill Participation (G)		
Unplanned Scrams with Complications (G)	High Pressure Injection System (G)		Alert and Notification System (G)		
	Heat Removal System (G)				
	Residual Heat Removal System (G)				
	Cooling Water Systems (G)				

Last Modified: April 25, 2012

Legend: R=Red W=White T=Thresholds under development N=Not Applicable  
Y=Yellow G=Green I=Insufficient data to calculate PI U=Unique Design





### Most Significant Inspection Findings

1Q/2012	No findings this quarter	No findings this quarter	No findings this quarter	No findings this quarter	No findings this quarter	No findings this quarter
4Q/2011	No findings this quarter	G	No findings this quarter	No findings this quarter	No findings this quarter	No findings this quarter
3Q/2011	No findings this quarter	No findings this quarter	No findings this quarter	No findings this quarter	No findings this quarter	No findings this quarter
2Q/2011	G	No findings this quarter	No findings this quarter	No findings this quarter	No findings this quarter	No findings this quarter

Miscellaneous findings

### Additional Inspection & Assessment Information

#### ◆ Assessment Reports/Inspection Plans:

1Q/2012

4Q/2011

3Q/2011

2Q/2011

#### ◆ Cross Reference Of Assessment Reports

#### ◆ List of Inspection Reports (IR)

#### ◆ List of Security IR Cover Letters

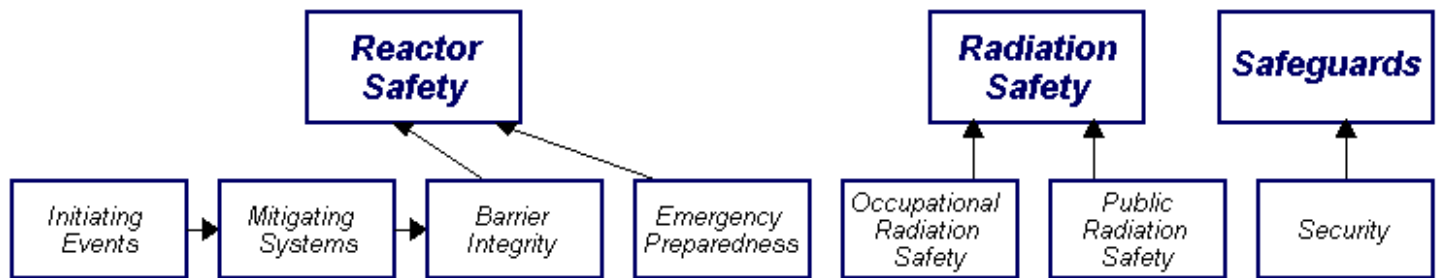
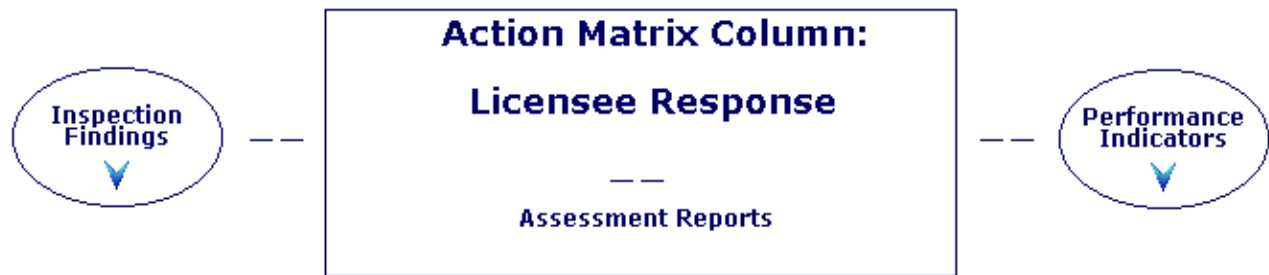
#### ◆ List of Assessment Letters/Inspection Plans

#### ◆ Baseline Inspection Completion Information

Last Modified: May 29, 2012

# Farley 1

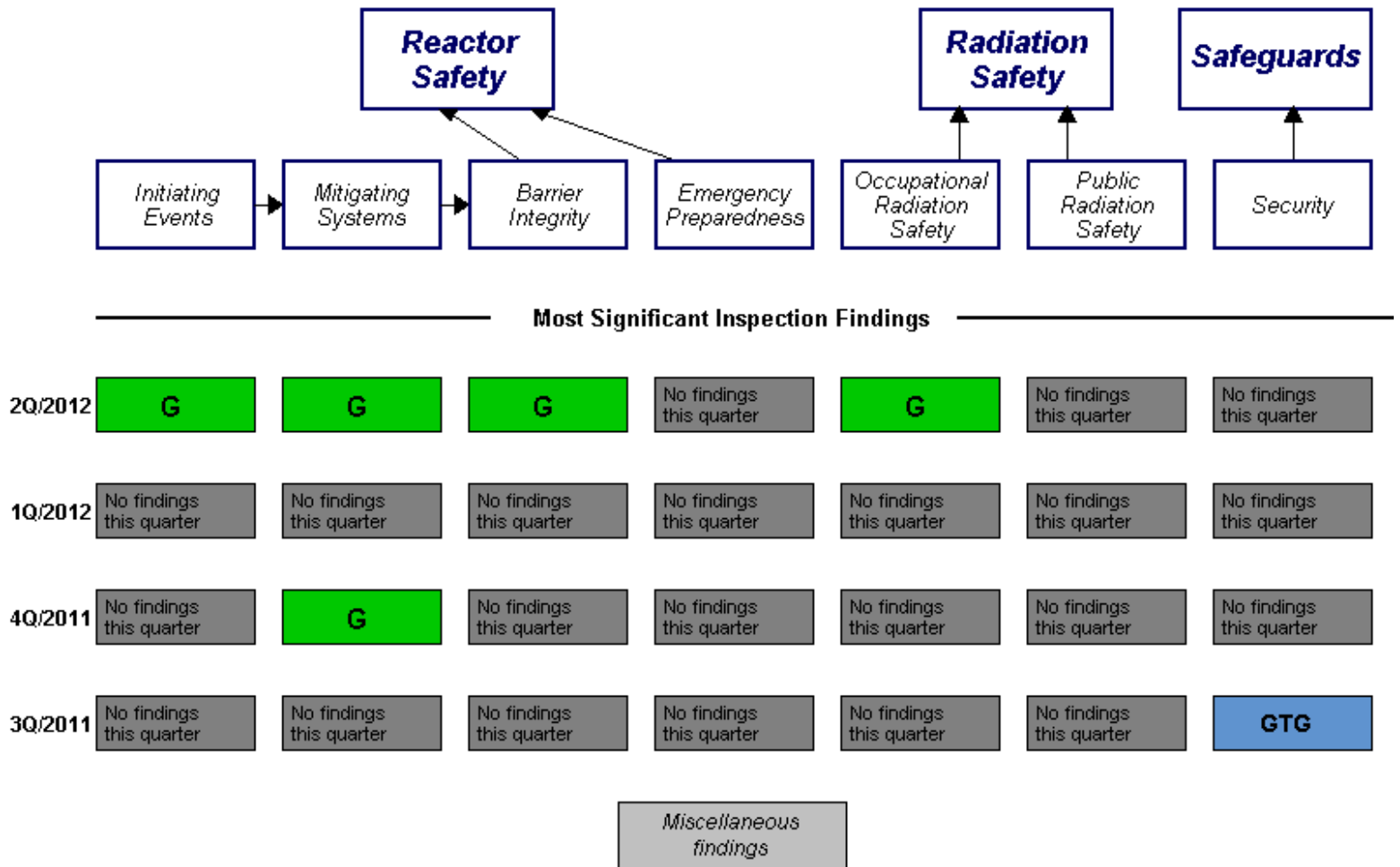
## 2Q/2012 Performance Summary



### Performance Indicators

Unplanned Scrams (G)	Safety System Functional Failures (G)	Reactor Coolant System Activity (G)	Drill/Exercise Performance (G)	Occupational Exposure Control Effectiveness (G)	RETS/ODCM Radiological Effluent (G)	Protected Area Equipment (G)
Unplanned Power Changes (G)	Emergency AC Power System (G)	Reactor Coolant System Leakage (G)	ERD Drill Participation (G)			
Unplanned Scrams with Complications (G)	High Pressure Injection System (G)		Alert and Notification System (G)			
	Heat Removal System (G)					
	Residual Heat Removal System (G)					
	Cooling Water Systems (G)					

Last Modified: August 2, 2012




---

**Additional Inspection & Assessment Information**

---

◆ **Assessment Reports/Inspection Plans:**

2Q/2012

1Q/2012

4Q/2011

3Q/2011

◆ **Cross Reference Of Assessment Reports**

◆ **List of Inspection Reports (IR)**

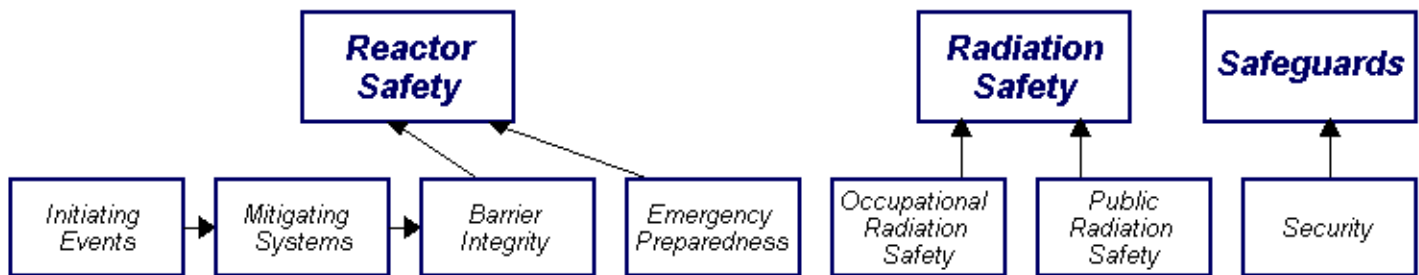
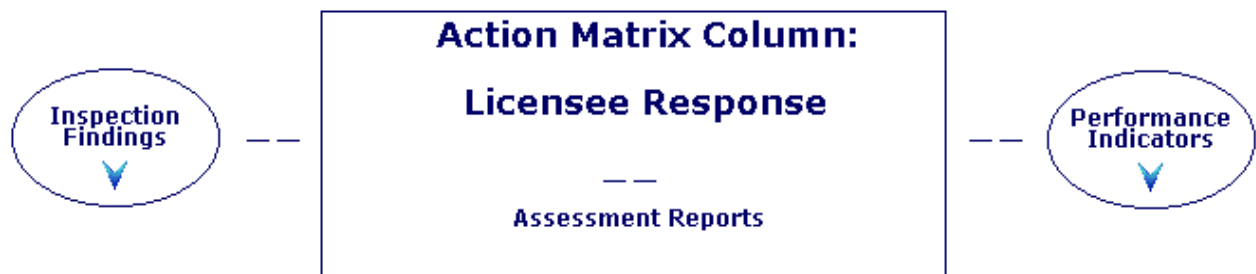
◆ **List of Security IR Cover Letters**

◆ **List of Assessment Letters/Inspection Plans**

◆ **Baseline Inspection Completion Information**

*Last Modified: September 12, 2012*

## Farley 1 3Q/2012 Performance Summary

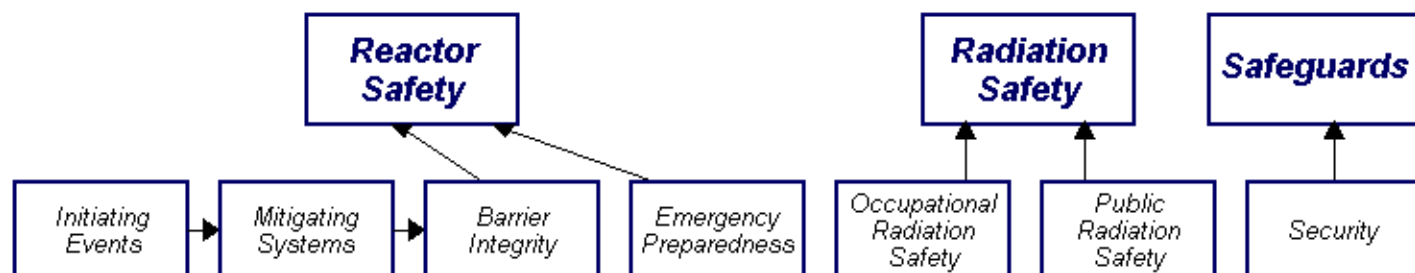


### Performance Indicators

Unplanned Scrams (G)	Safety System Functional Failures (G)	Reactor Coolant System Activity (G)	Drill/Exercise Performance (G)	Occupational Exposure Control Effectiveness (G)	RETS/ODCM Radiological Effluent (G)	Protected Area Equipment (G)
Unplanned Power Changes (G)	Emergency AC Power System (G)	Reactor Coolant System Leakage (G)	ERO Drill Participation (G)			
Unplanned Scrams with Complications (G)	High Pressure Injection System (G)		Alert and Notification System (G)			
	Heat Removal System (G)					
	Residual Heat Removal System (G)					
	Cooling Water Systems (G)					

Last Modified: November 30, 2012

Legend: R=Red W=White GTG=Greater Than Green I=Insufficient Data to Calculate PI U=Unique Design  
 Y=Yellow G=Green T=Thresholds under development N=Not Applicable D=Discrepant



### Most Significant Inspection Findings

3Q/2012	G	G	No findings this quarter	No findings this quarter	No findings this quarter	No findings this quarter	No findings this quarter
2Q/2012	G	G	G	No findings this quarter	G	No findings this quarter	No findings this quarter
1Q/2012	No findings this quarter	No findings this quarter	No findings this quarter	No findings this quarter	No findings this quarter	No findings this quarter	No findings this quarter
4Q/2011	No findings this quarter	G	No findings this quarter	No findings this quarter	No findings this quarter	No findings this quarter	No findings this quarter

Miscellaneous findings

### Additional Inspection & Assessment Information

#### ◆ Assessment Reports/Inspection Plans:

3Q/2012

2Q/2012

1Q/2012

4Q/2011

#### ◆ Cross Reference Of Assessment Reports

#### ◆ List of Inspection Reports (IR)

#### ◆ List of Security IR Cover Letters

#### ◆ List of Assessment Letters/Inspection Plans

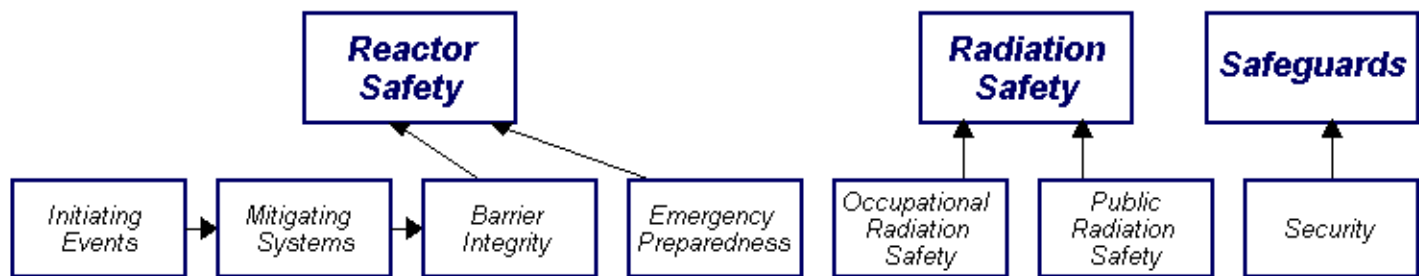
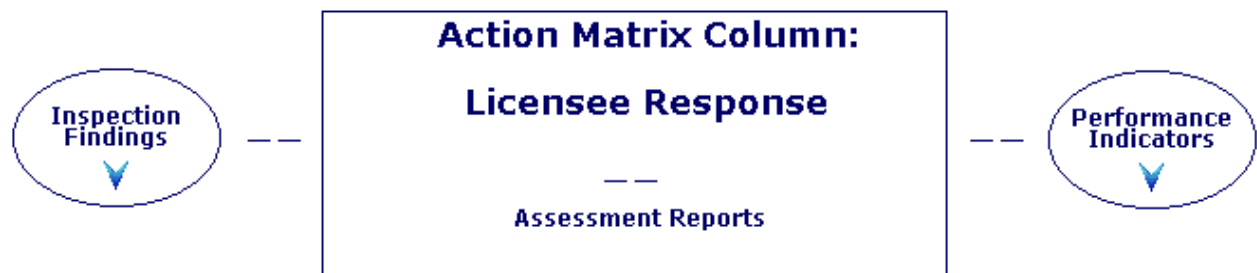
#### ◆ Baseline Inspection Completion Information

Last Modified: November 30, 2012

[Action Matrix Summary](#) | [Inspection Findings Summary](#) | [PI Summary](#) | [Reactor Oversight Process](#)

# Farley 1

## 4Q/2012 Performance Summary

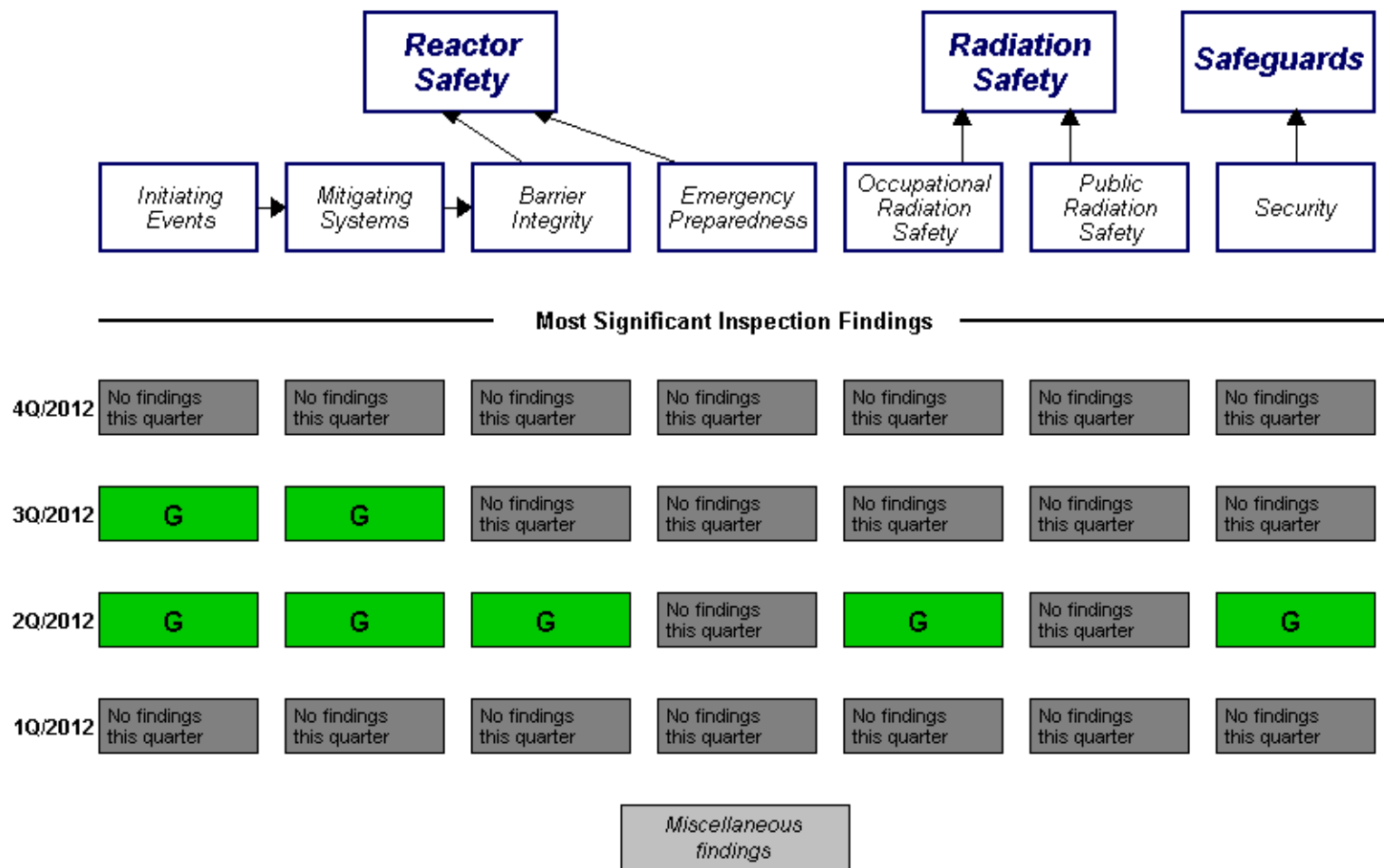


### Performance Indicators

Unplanned Scrams (G)	Safety System Functional Failures (G)	Reactor Coolant System Activity (G)	Drill/Exercise Performance (G)	Occupational Exposure Control Effectiveness (G)	RETS/ODCM Radiological Effluent (G)	Protected Area Equipment (G)
Unplanned Power Changes (G)	Emergency AC Power System (G)	Reactor Coolant System Leakage (G)	ERO Drill Participation (G)			
Unplanned Scrams with Complications (G)	High Pressure Injection System (G)		Alert and Notification System (G)			
	Heat Removal System (G)					
	Residual Heat Removal System (G)					
	Cooling Water Systems (G)					

Last Modified: February 19, 2013

Legend: R=Red    W=White    CTG=Greater Than Green    I=Insufficient Data to Calculate PI    U=Unique Design  
Y=Yellow    G=Green    T=Thresholds under development    N=Not Applicable    D=Discrepant



**Additional Inspection & Assessment Information**

◆ **Assessment Reports/Inspection Plans:**

4Q/2012

3Q/2012

2Q/2012

1Q/2012

◆ **Cross Reference Of Assessment Reports**

◆ **List of Inspection Reports (IR)**

◆ **List of Security IR Cover Letters**

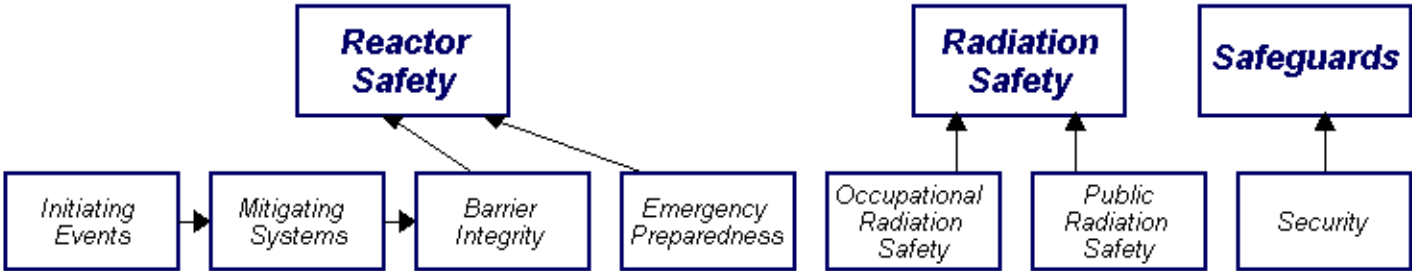
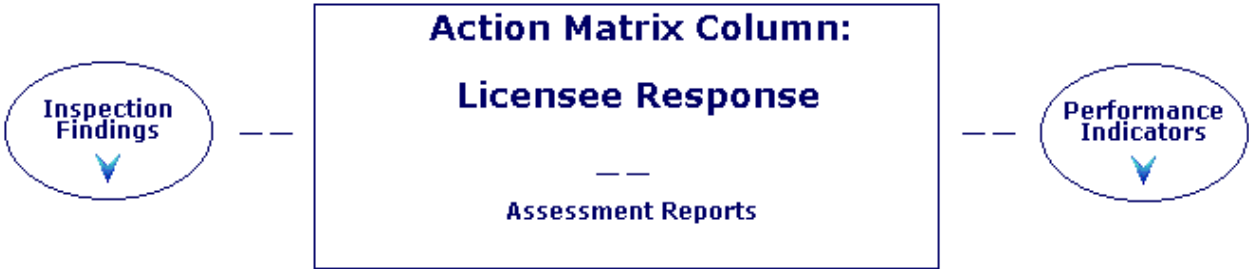
◆ **List of Assessment Letters/Inspection Plans**

◆ **Baseline Inspection Completion Information**

Last Modified: February 28, 2013



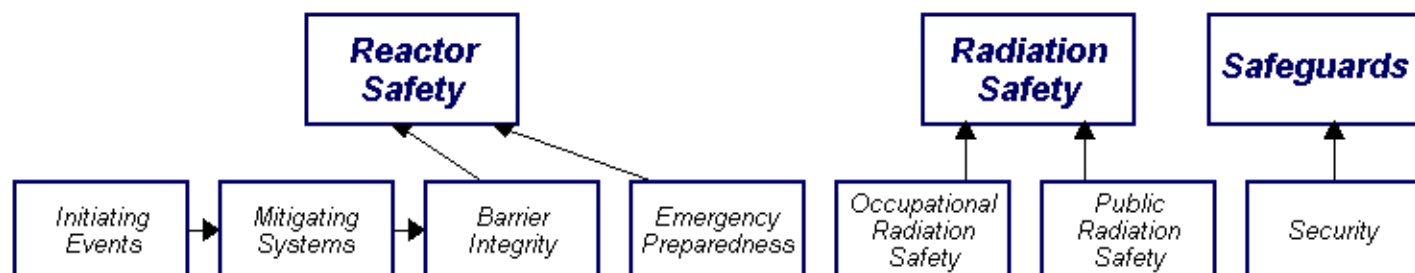
Farley 1  
1Q/2013 Performance Summary



Performance Indicators						
Unplanned Scrams (G)	Safety System Functional Failures (G)	Reactor Coolant System Activity (G)	Drill/Exercise Performance (G)	Occupational Exposure Control Effectiveness (G)	RETS/ODCM Radiological Effluent (G)	Protected Area Equipment (G)
Unplanned Power Changes (G)	Emergency AC Power System (G)	Reactor Coolant System Leakage (G)	ERO Drill Participation (G)			
Unplanned Scrams with Complications (G)	High Pressure Injection System (G)		Alert and Notification System (G)			
	Heat Removal System (G)					
	Residual Heat Removal System (G)					
	Cooling Water Systems (G)					

Last Modified: April 23, 2013

Legend: R=Red W=White GTG=Greater Than Green I=Insufficient Data to Calculate PI U=Unique Design  
 Y=Yellow G=Green T=Thresholds under development N=Not Applicable D=Discrepant



### Most Significant Inspection Findings

1Q/2013	No findings this quarter	G	No findings this quarter	No findings this quarter	No findings this quarter	No findings this quarter	G
4Q/2012	No findings this quarter	No findings this quarter	No findings this quarter	No findings this quarter	No findings this quarter	No findings this quarter	No findings this quarter
3Q/2012	G	G	No findings this quarter	No findings this quarter	No findings this quarter	No findings this quarter	No findings this quarter
2Q/2012	G	G	G	No findings this quarter	G	No findings this quarter	G

Miscellaneous findings

### Additional Inspection & Assessment Information

#### ◆ Assessment Reports/Inspection Plans:

1Q/2013

4Q/2012

3Q/2012

2Q/2012

#### ◆ Cross Reference Of Assessment Reports

#### ◆ List of Inspection Reports (IR)

#### ◆ List of Security IR Cover Letters

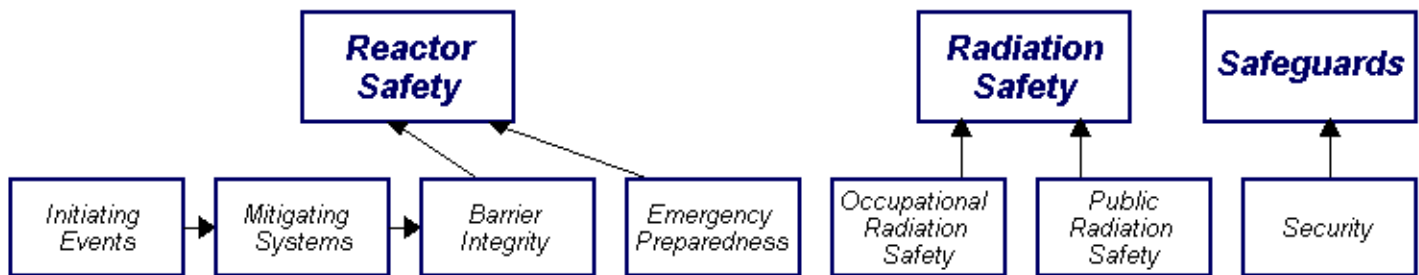
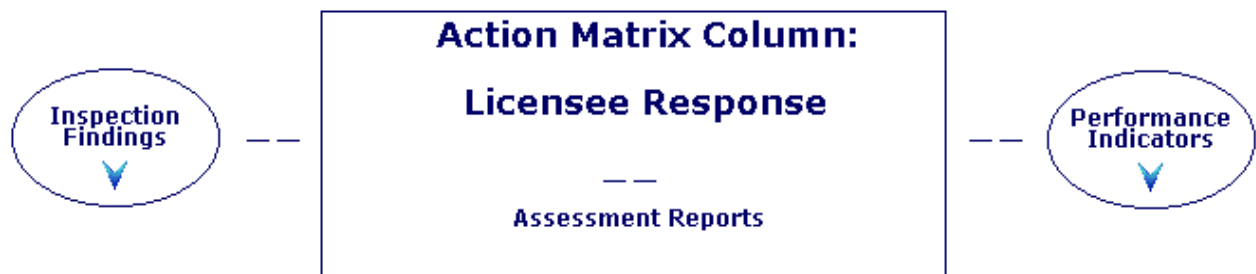
#### ◆ List of Assessment Letters/Inspection Plans

#### ◆ Baseline Inspection Completion Information

Last Modified: June 4, 2013

[Action Matrix Summary](#) | [Inspection Findings Summary](#) | [PI Summary](#) | [Reactor Oversight Process](#)

## Farley 1 2Q/2013 Performance Summary

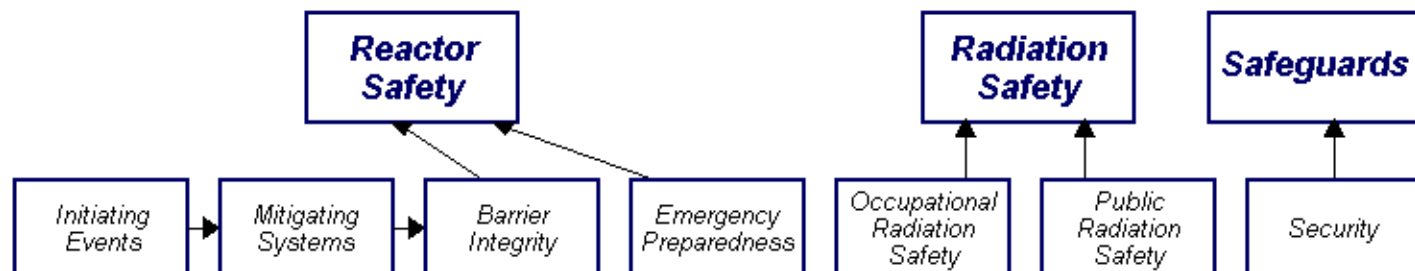


### Performance Indicators

Unplanned Scrams (G)	Safety System Functional Failures (G)	Reactor Coolant System Activity (G)	Drill/Exercise Performance (G)	Occupational Exposure Control Effectiveness (G)	RETS/ODCM Radiological Effluent (G)	Protected Area Equipment (G)
Unplanned Power Changes (G)	Emergency AC Power System (G)	Reactor Coolant System Leakage (G)	ERO Drill Participation (G)			
Unplanned Scrams with Complications (G)	High Pressure Injection System (G)		Alert and Notification System (G)			
	Heat Removal System (G)					
	Residual Heat Removal System (G)					
	Cooling Water Systems (G)					

Last Modified: August 19, 2013

Legend: R=Red W=White GTG=Greater Than Green I=Insufficient Data to Calculate PI U=Unique Design  
 Y=Yellow G=Green T=Thresholds under development N=Not Applicable D=Discrepant



### Most Significant Inspection Findings

2Q/2013	No findings this quarter	No findings this quarter	No findings this quarter	No findings this quarter	No findings this quarter	No findings this quarter	No findings this quarter
1Q/2013	No findings this quarter	G	No findings this quarter	No findings this quarter	No findings this quarter	No findings this quarter	G
4Q/2012	No findings this quarter	No findings this quarter	No findings this quarter	No findings this quarter	No findings this quarter	No findings this quarter	No findings this quarter
3Q/2012	G	G	No findings this quarter	No findings this quarter	G	No findings this quarter	No findings this quarter

Miscellaneous findings

### Additional Inspection & Assessment Information

#### ◆ Assessment Reports/Inspection Plans:

2Q/2013

1Q/2013

4Q/2012

3Q/2012

#### ◆ Cross Reference Of Assessment Reports

#### ◆ List of Inspection Reports (IR)

#### ◆ List of Security IR Cover Letters

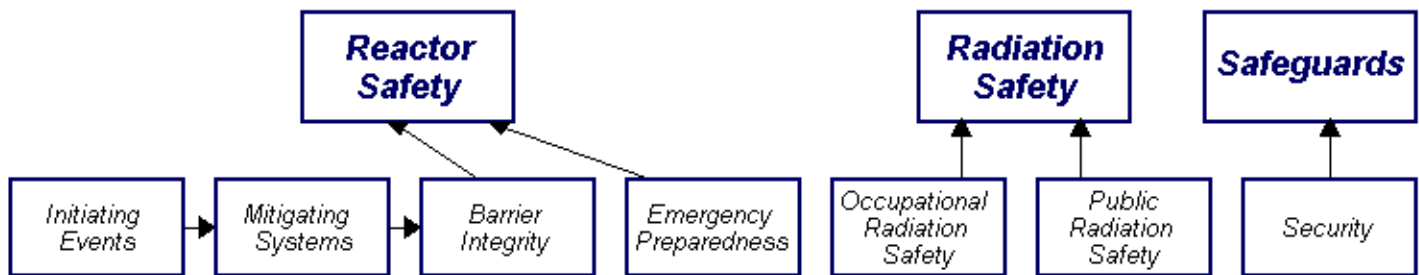
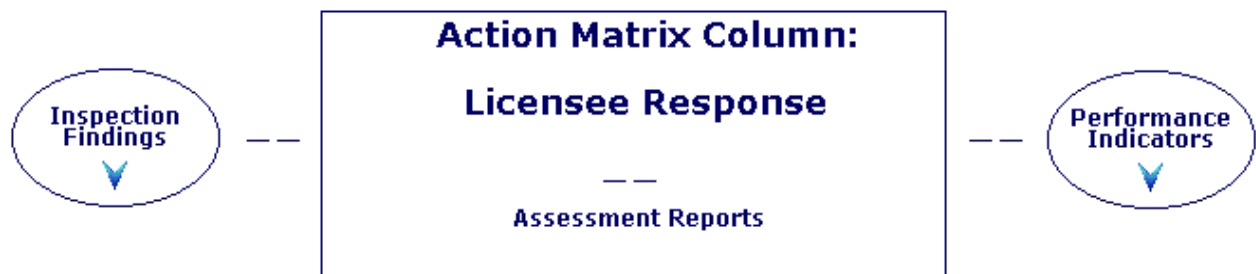
#### ◆ List of Assessment Letters/Inspection Plans

#### ◆ Baseline Inspection Completion Information

Last Modified: September 3, 2013

[Action Matrix Summary](#) | [Inspection Findings Summary](#) | [PI Summary](#) | [Reactor Oversight Process](#)

## Farley 1 3Q/2013 Performance Summary

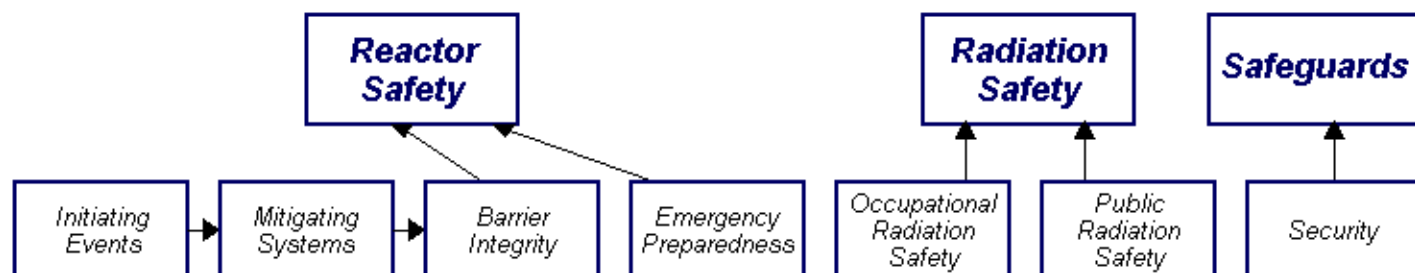


### Performance Indicators

Unplanned Scrams (G)	Safety System Functional Failures (G)	Reactor Coolant System Activity (G)	Drill/Exercise Performance (G)	Occupational Exposure Control Effectiveness (G)	RETS/ODCM Radiological Effluent (G)	Protected Area Equipment (G)
Unplanned Power Changes (G)	Emergency AC Power System (G)	Reactor Coolant System Leakage (G)	ERO Drill Participation (G)			
Unplanned Scrams with Complications (G)	High Pressure Injection System (G)		Alert and Notification System (G)			
	Heat Removal System (G)					
	Residual Heat Removal System (G)					
	Cooling Water Systems (G)					

Last Modified: November 1, 2013

Legend: R=Red W=White GTG=Greater Than Green I=Insufficient Data to Calculate PI U=Unique Design  
 Y=Yellow G=Green T=Thresholds under development N=Not Applicable D=Discrepant



### Most Significant Inspection Findings

3Q/2013	No findings this quarter	G	No findings this quarter	No findings this quarter	No findings this quarter	No findings this quarter	No findings this quarter
2Q/2013	No findings this quarter	No findings this quarter	No findings this quarter	No findings this quarter	No findings this quarter	No findings this quarter	No findings this quarter
1Q/2013	No findings this quarter	G	No findings this quarter	No findings this quarter	No findings this quarter	No findings this quarter	G
4Q/2012	No findings this quarter	No findings this quarter	No findings this quarter	No findings this quarter	G	No findings this quarter	No findings this quarter

Miscellaneous findings

### Additional Inspection & Assessment Information

#### ◆ Assessment Reports/Inspection Plans:

3Q/2013

2Q/2013

1Q/2013

4Q/2012

#### ◆ Cross Reference Of Assessment Reports

#### ◆ List of Inspection Reports (IR)

#### ◆ List of Security IR Cover Letters

#### ◆ List of Assessment Letters/Inspection Plans

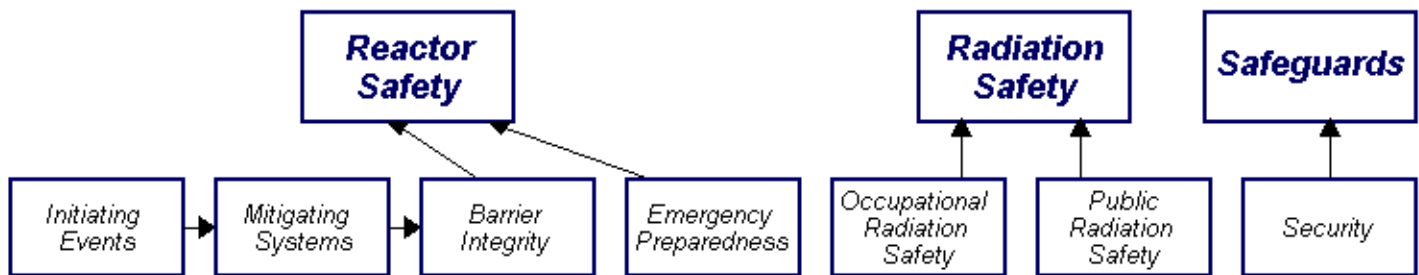
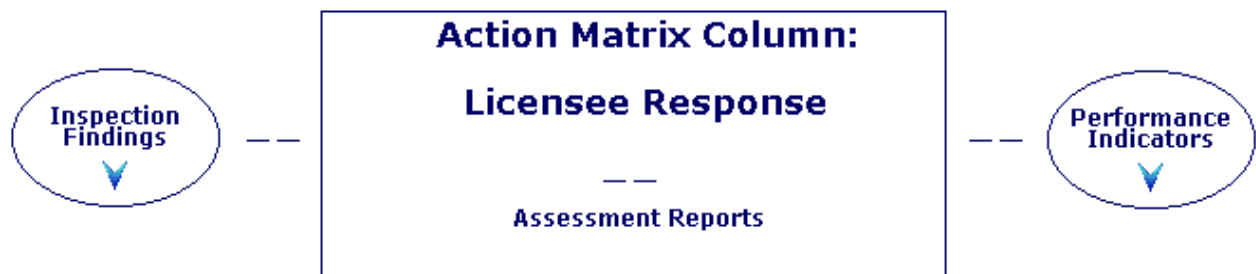
#### ◆ Baseline Inspection Completion Information

Last Modified: December 3, 2013



[Action Matrix Summary](#) | [Inspection Findings Summary](#) | [PI Summary](#) | [Reactor Oversight Process](#)

## Farley 1 4Q/2013 Performance Summary

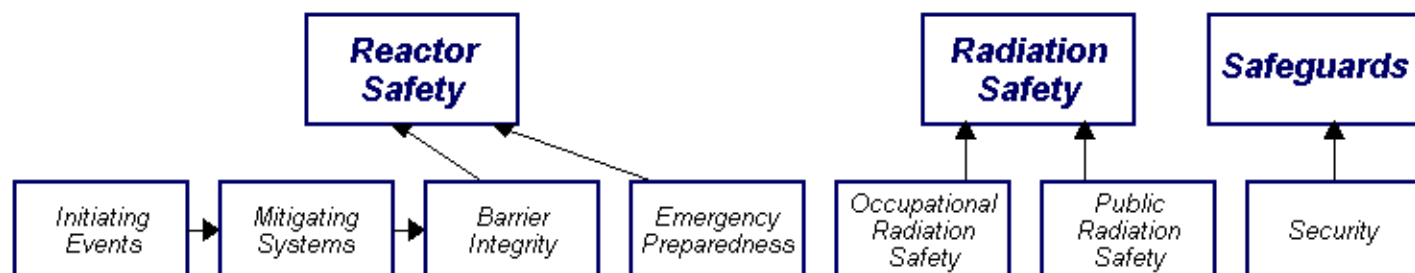


### Performance Indicators

Unplanned Scrams (G)	Safety System Functional Failures (G)	Reactor Coolant System Activity (G)	Drill/Exercise Performance (G)	Occupational Exposure Control Effectiveness (G)	RETS/ODCM Radiological Effluent (G)	Protected Area Equipment (G)
Unplanned Power Changes (G)	Emergency AC Power System (G)	Reactor Coolant System Leakage (G)	ERO Drill Participation (G)			
Unplanned Scrams with Complications (G)	High Pressure Injection System (G)		Alert and Notification System (G)			
	Heat Removal System (G)					
	Residual Heat Removal System (G)					
	Cooling Water Systems (G)					

Last Modified: January 22, 2014

Legend: R=Red W=White GTG=Greater Than Green I=Insufficient Data to Calculate PI U=Unique Design  
 Y=Yellow G=Green T=Thresholds under development N=Not Applicable D=Discrepant



### Most Significant Inspection Findings

4Q/2013	No findings this quarter	No findings this quarter	No findings this quarter	No findings this quarter	No findings this quarter	No findings this quarter	G
3Q/2013	No findings this quarter	G	No findings this quarter	No findings this quarter	No findings this quarter	No findings this quarter	No findings this quarter
2Q/2013	No findings this quarter	No findings this quarter	No findings this quarter	No findings this quarter	No findings this quarter	No findings this quarter	No findings this quarter
1Q/2013	No findings this quarter	G	No findings this quarter	No findings this quarter	No findings this quarter	No findings this quarter	No findings this quarter

Miscellaneous findings

### Additional Inspection & Assessment Information

#### ◆ Assessment Reports/Inspection Plans:

4Q/2013

3Q/2013

2Q/2013

1Q/2013

#### ◆ Cross Reference Of Assessment Reports

#### ◆ List of Inspection Reports (IR)

#### ◆ List of Security IR Cover Letters

#### ◆ List of Assessment Letters/Inspection Plans

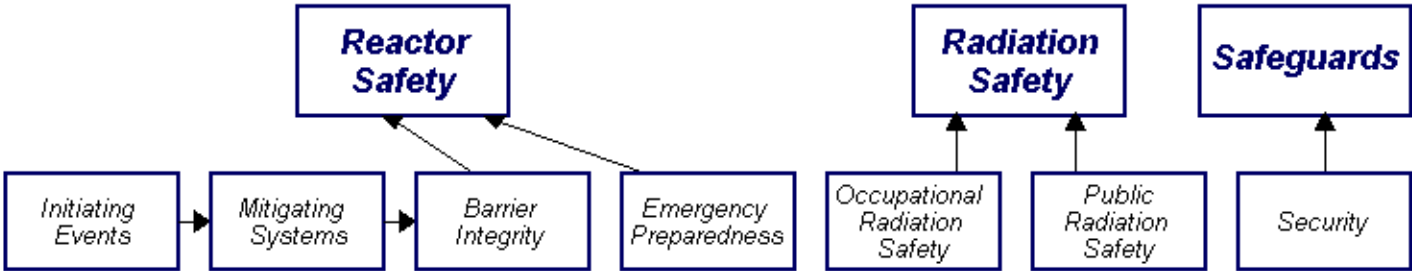
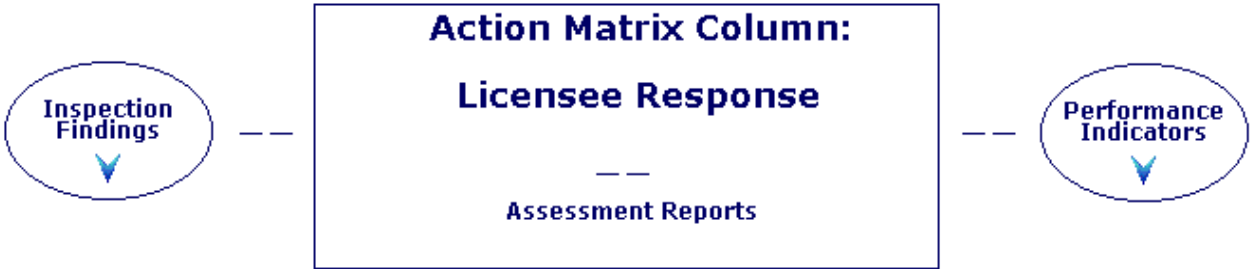
#### ◆ Baseline Inspection Completion Information

Last Modified: February 24, 2014

[Action Matrix Summary](#) | [Inspection Findings Summary](#) | [PI Summary](#) | [Reactor Oversight Process](#)

# Farley 1

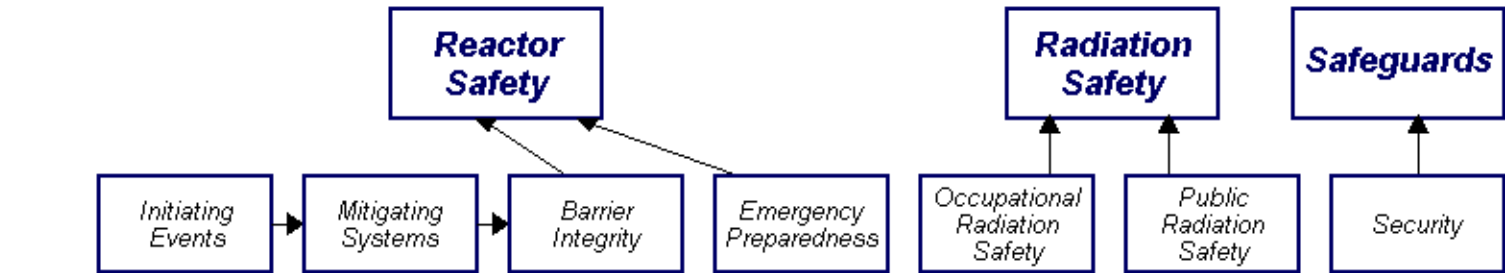
## 1Q/2014 Performance Summary



Performance Indicators						
Unplanned Scrams (G)	Safety System Functional Failures (G)	Reactor Coolant System Activity (G)	Drill/Exercise Performance (G)	Occupational Exposure Control Effectiveness (G)	RETS/ODCM Radiological Effluent (G)	Protected Area Equipment (G)
Unplanned Power Changes (G)	Emergency AC Power System (G)	Reactor Coolant System Leakage (G)	ERO Drill Participation (G)			
Unplanned Scrams with Complications (G)	High Pressure Injection System (G)		Alert and Notification System (G)			
	Heat Removal System (G)					
	Residual Heat Removal System (G)					
	Cooling Water Systems (G)					

Last Modified: April 23, 2014

Legend: R=Red W=White GTG=Greater Than Green I=Insufficient Data to Calculate PI U=Unique Design  
Y=Yellow G=Green T=Thresholds under development N=Not Applicable D=Discrepant



Most Significant Inspection Findings

1Q/2014	No findings this quarter	G	No findings this quarter	No findings this quarter	No findings this quarter	No findings this quarter	No findings this quarter
4Q/2013	No findings this quarter	No findings this quarter	No findings this quarter	W (1)	No findings this quarter	No findings this quarter	G
3Q/2013	No findings this quarter	G	No findings this quarter	No findings this quarter	No findings this quarter	No findings this quarter	No findings this quarter
2Q/2013	No findings this quarter	No findings this quarter	No findings this quarter	No findings this quarter	No findings this quarter	No findings this quarter	No findings this quarter

Miscellaneous findings

Additional Inspection & Assessment Information

◆ Assessment Reports/Inspection Plans:

1Q/2014  
4Q/2013  
3Q/2013  
2Q/2013

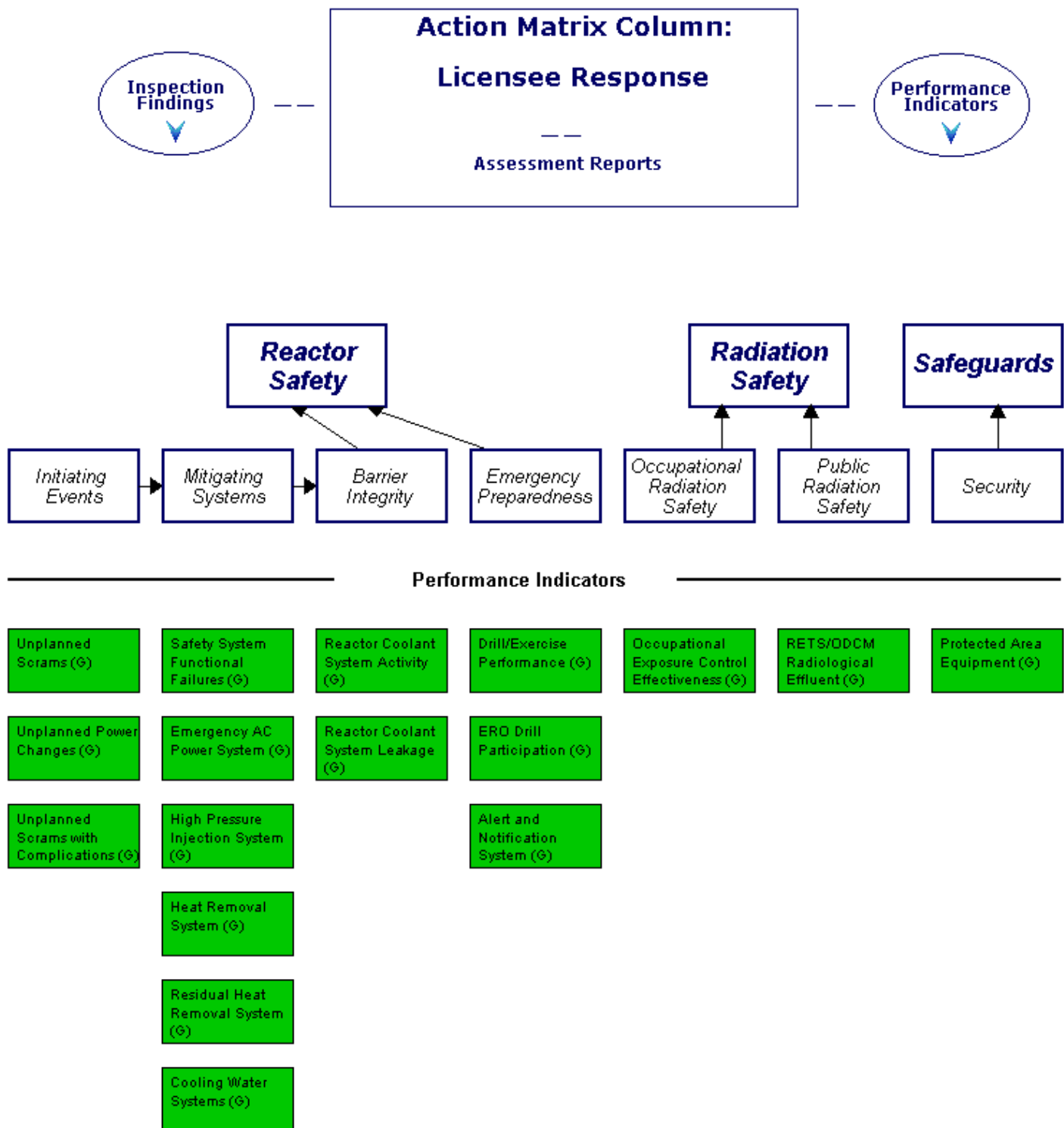
◆ Cross Reference Of Assessment Reports

◆ List of Inspection Reports (IR)

- ◆ List of Security IR Cover Letters
- ◆ List of Assessment Letters/Inspection Plans
- ◆ Baseline Inspection Completion Information

[Action Matrix Summary](#) | [Inspection Findings Summary](#) | [PI Summary](#) | [Reactor Oversight Process](#)

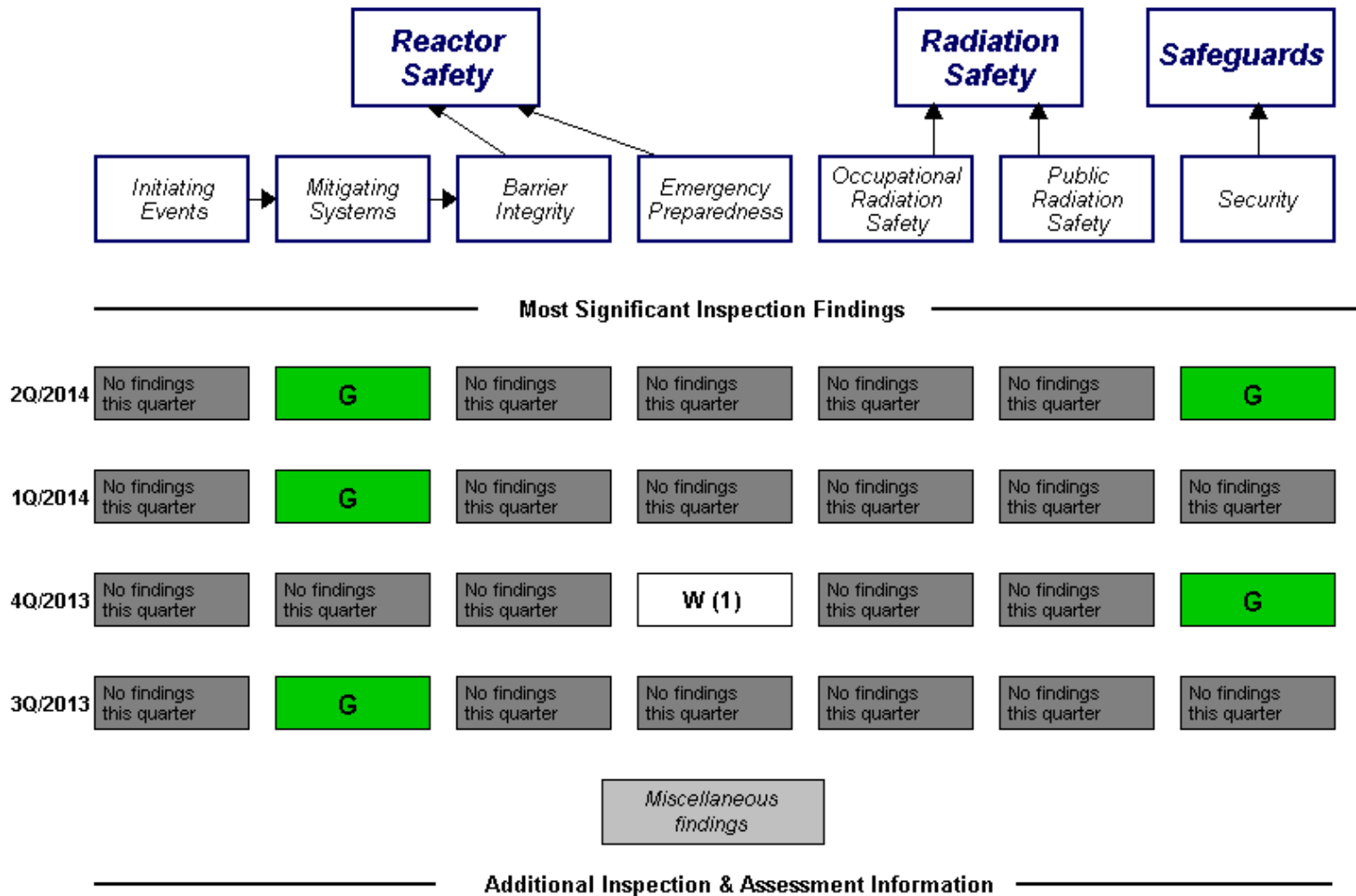
## Farley 1 2Q/2014 Performance Summary



Last Modified: August 29, 2014



Legend: R=Red W=White GTG=Greater Than Green I=Insufficient Data to Calculate PI U=Unique Design  
Y=Yellow G=Green T=Thresholds under development N=Not Applicable D=Discrepant



◆ **Assessment Reports/Inspection Plans:**

2Q/2014

1Q/2014

4Q/2013

3Q/2013

◆ **Cross Reference Of Assessment Reports**

◆ **List of Inspection Reports (IR)**

◆ **List of Security IR Cover Letters**

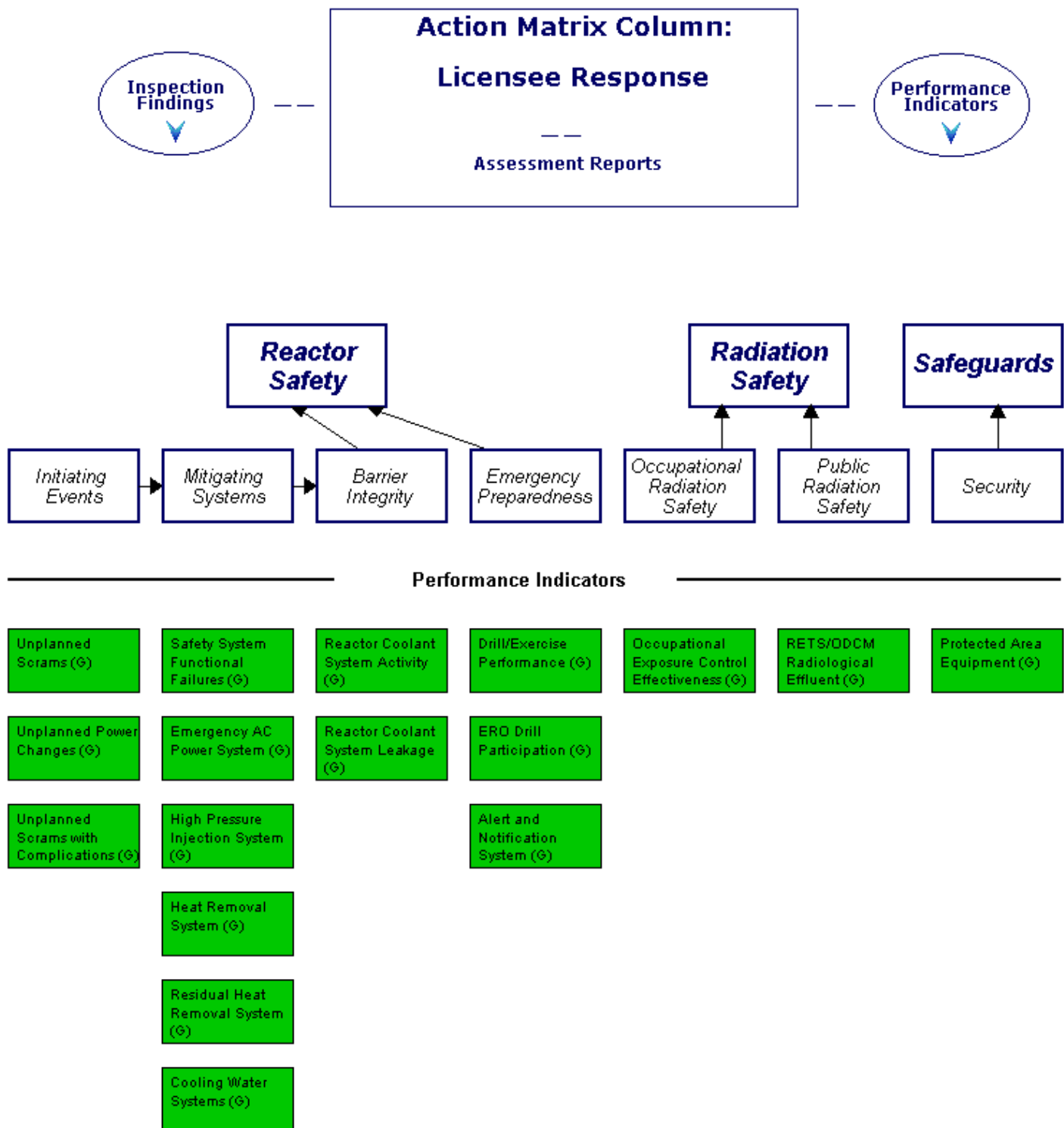
◆ **List of Assessment Letters/Inspection Plans**

◆ **Baseline Inspection Completion Information**

Last Modified: August 29, 2014

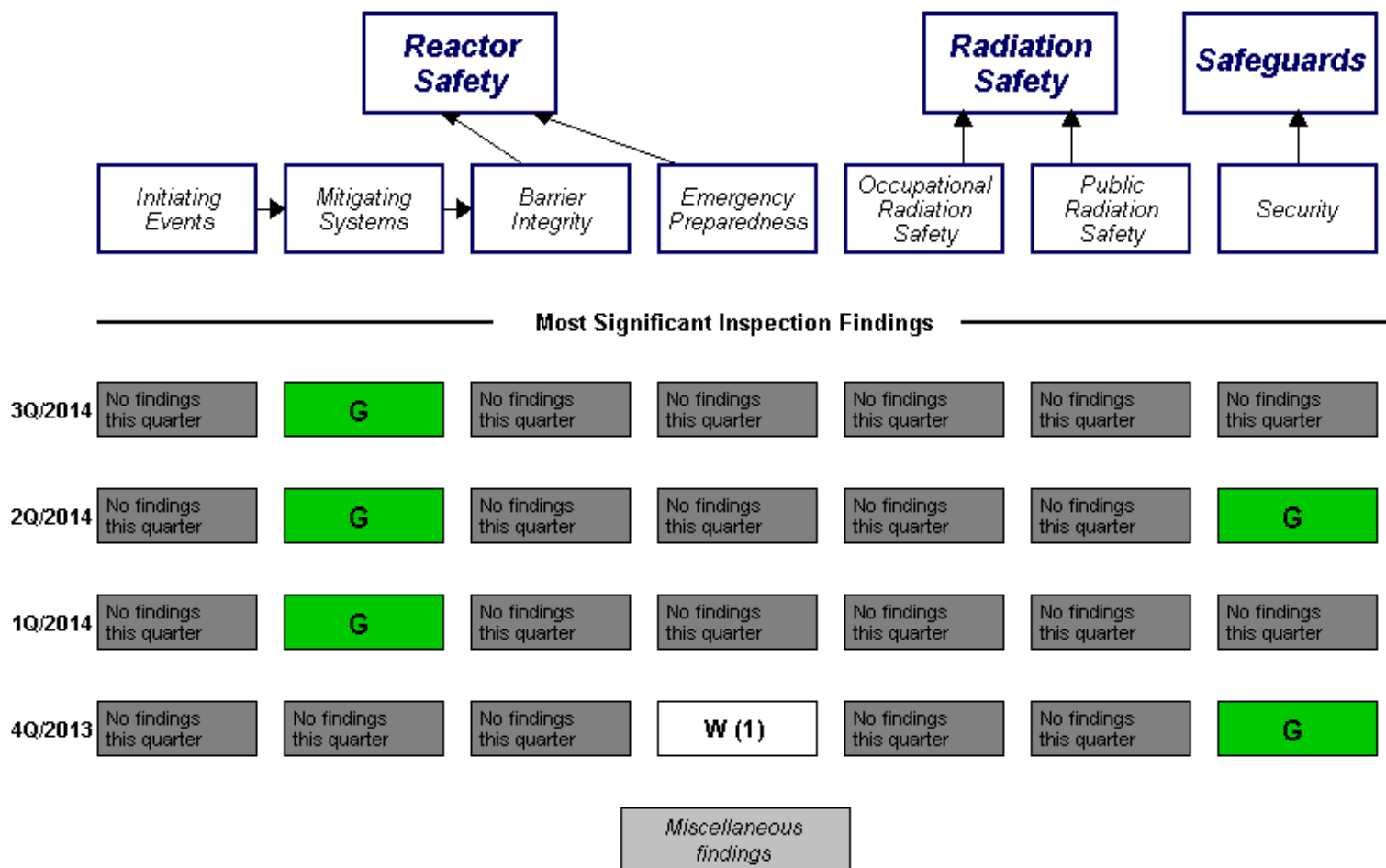
[Action Matrix Summary](#) | [Inspection Findings Summary](#) | [PI Summary](#) | [Reactor Oversight Process](#)

## Farley 1 3Q/2014 Performance Summary



Last Modified: November 3, 2014

Legend: R=Red W=White GTG=Greater Than Green I=Insufficient Data to Calculate PI U=Unique Design  
 Y=Yellow G=Green T=Thresholds under development N=Not Applicable D=Discrepant



### Additional Inspection & Assessment Information

#### ◆ Assessment Reports/Inspection Plans:

3Q/2014

2Q/2014

1Q/2014

4Q/2013

#### ◆ Cross Reference Of Assessment Reports

#### ◆ List of Inspection Reports (IR)

#### ◆ List of Security IR Cover Letters

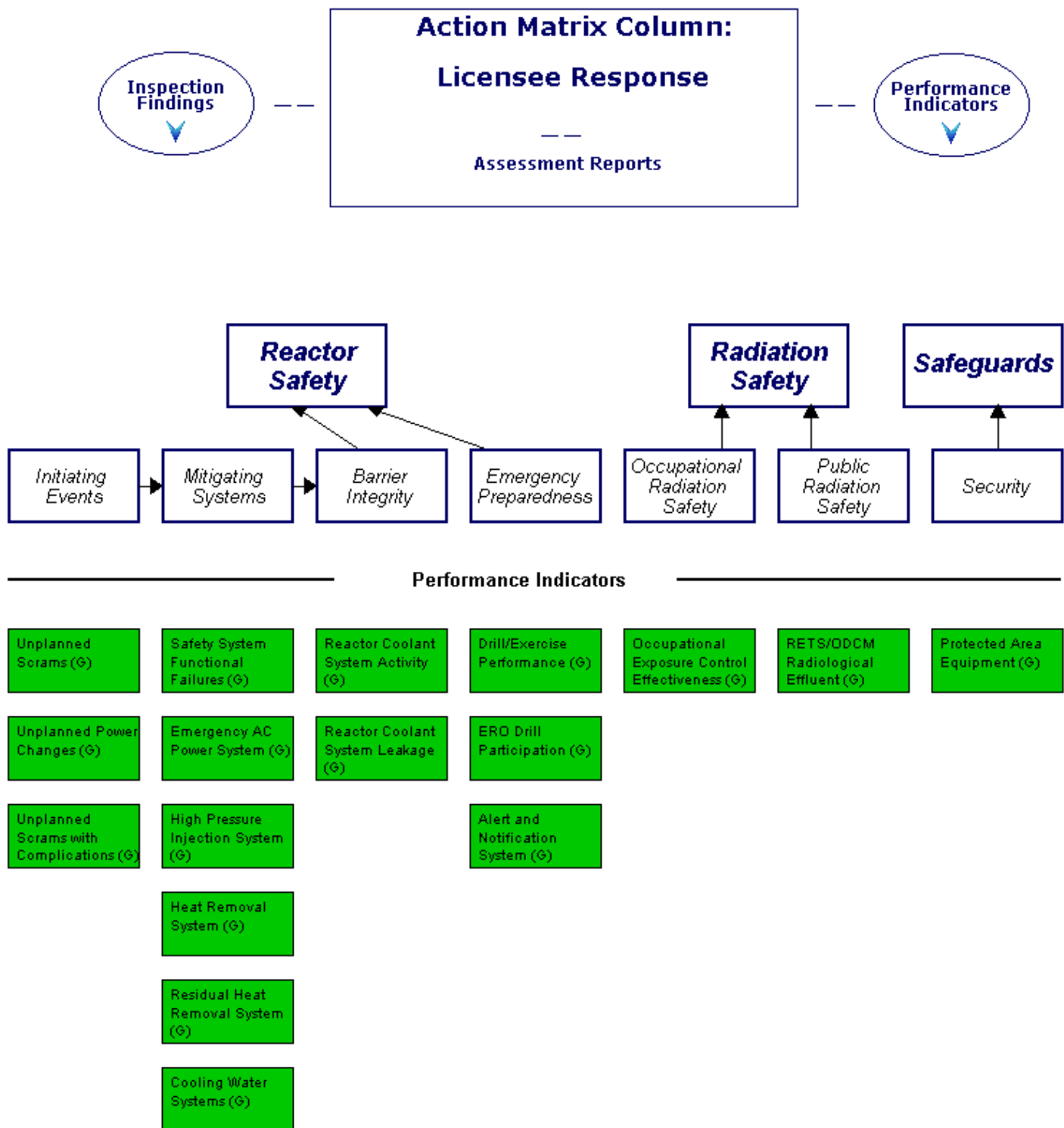
#### ◆ List of Assessment Letters/Inspection Plans

#### ◆ Baseline Inspection Completion Information

Last Modified: November 26, 2014

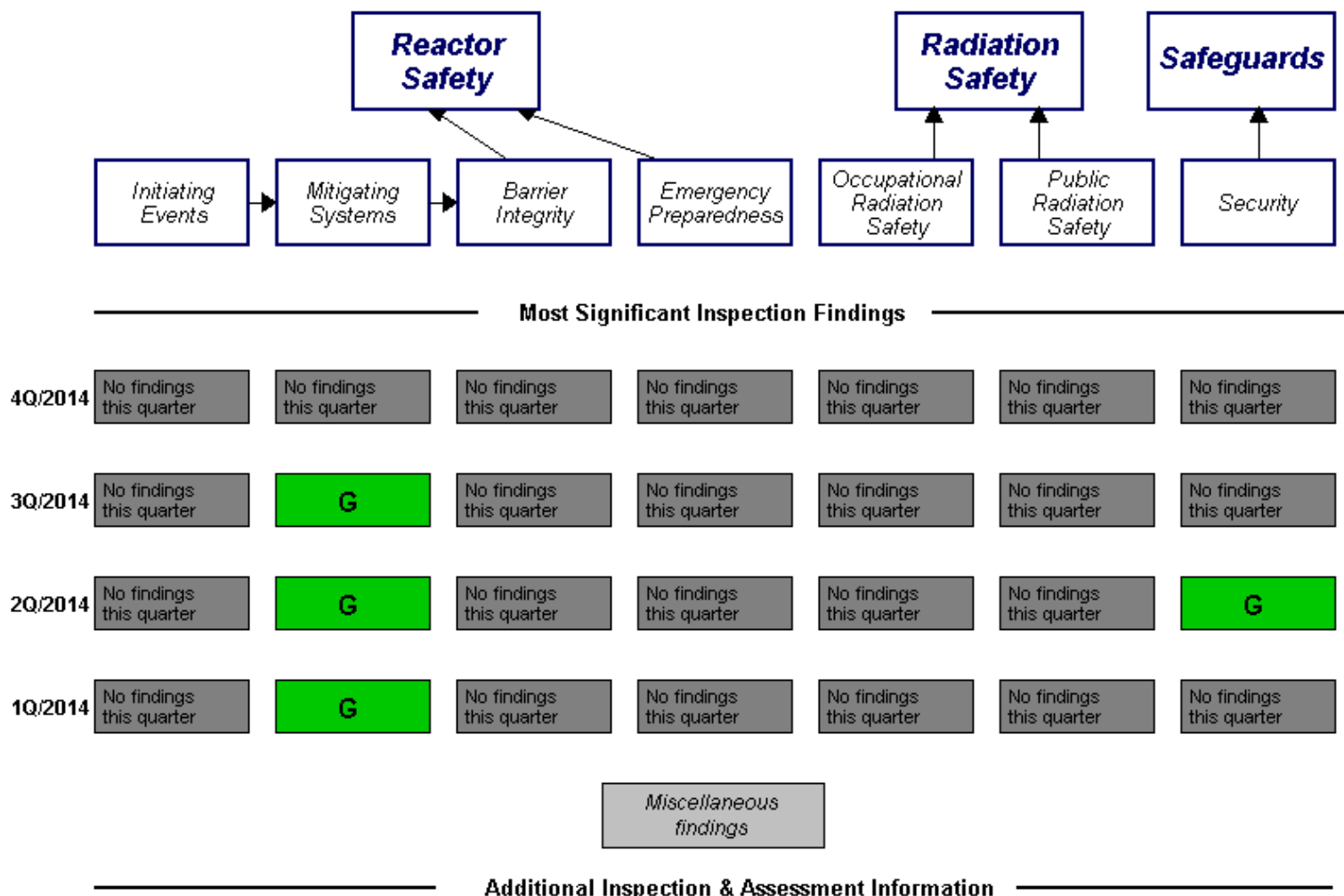
[Action Matrix Summary](#) | [Inspection Findings Summary](#) | [PI Summary](#) | [Reactor Oversight Process](#)

## Farley 1 4Q/2014 Performance Summary



Last Modified: February 3, 2015

Legend: R=Red W=White GTG=Greater Than Green I=Insufficient Data to Calculate PI U=Unique Design  
Y=Yellow G=Green T=Thresholds under development N=Not Applicable D=Discrepant



◆ **Assessment Reports/Inspection Plans:**

4Q/2014

3Q/2014

2Q/2014

1Q/2014

◆ **Cross Reference Of Assessment Reports**

◆ **List of Inspection Reports (IR)**

◆ **List of Security IR Cover Letters**

◆ **List of Assessment Letters/Inspection Plans**

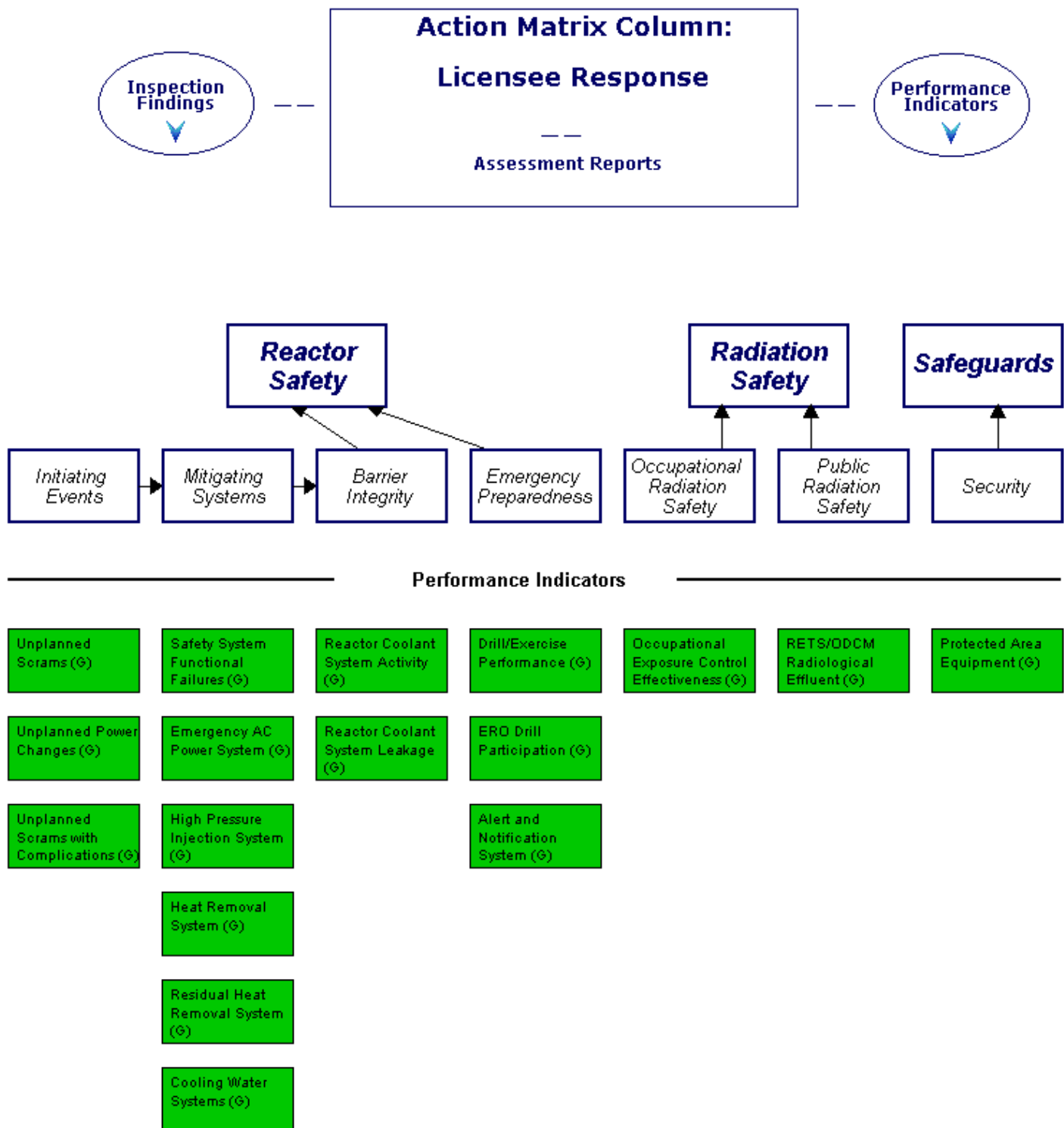
◆ **Baseline Inspection Completion Information**

Last Modified: February 26, 2015

[Action Matrix Summary](#) | [Inspection Findings Summary](#) | [PI Summary](#) | [Reactor Oversight Process](#)

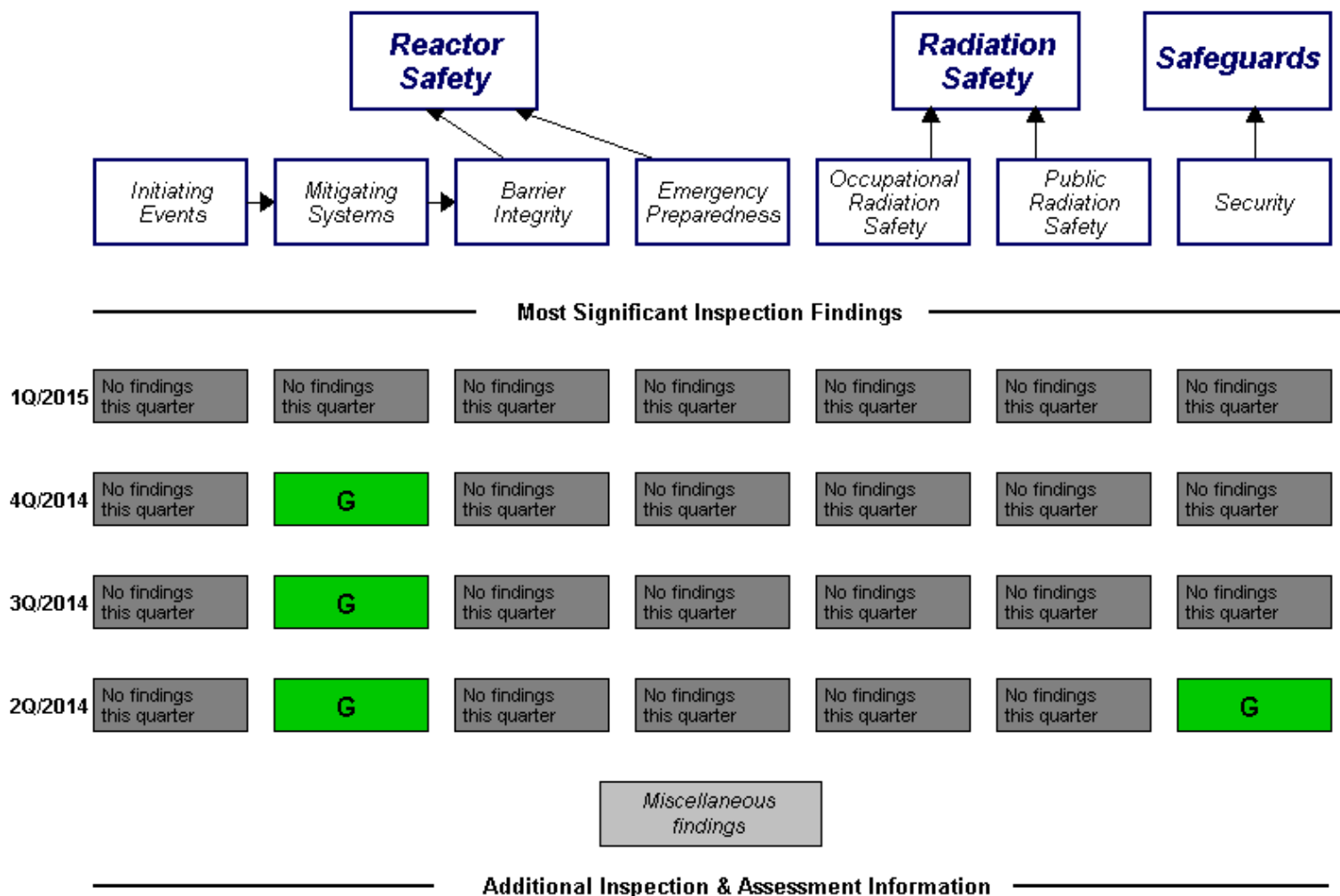


## Farley 1 1Q/2015 Performance Summary



Last Modified: April 23, 2015

Legend: R=Red W=White GTG=Greater Than Green I=Insufficient Data to Calculate PI U=Unique Design  
Y=Yellow G=Green T=Thresholds under development N=Not Applicable D=Discrepant



◆ **Assessment Reports/Inspection Plans:**

1Q/2015

4Q/2014

3Q/2014

2Q/2014

◆ **Cross Reference Of Assessment Reports**

◆ **List of Inspection Reports (IR)**

◆ **List of Security IR Cover Letters**

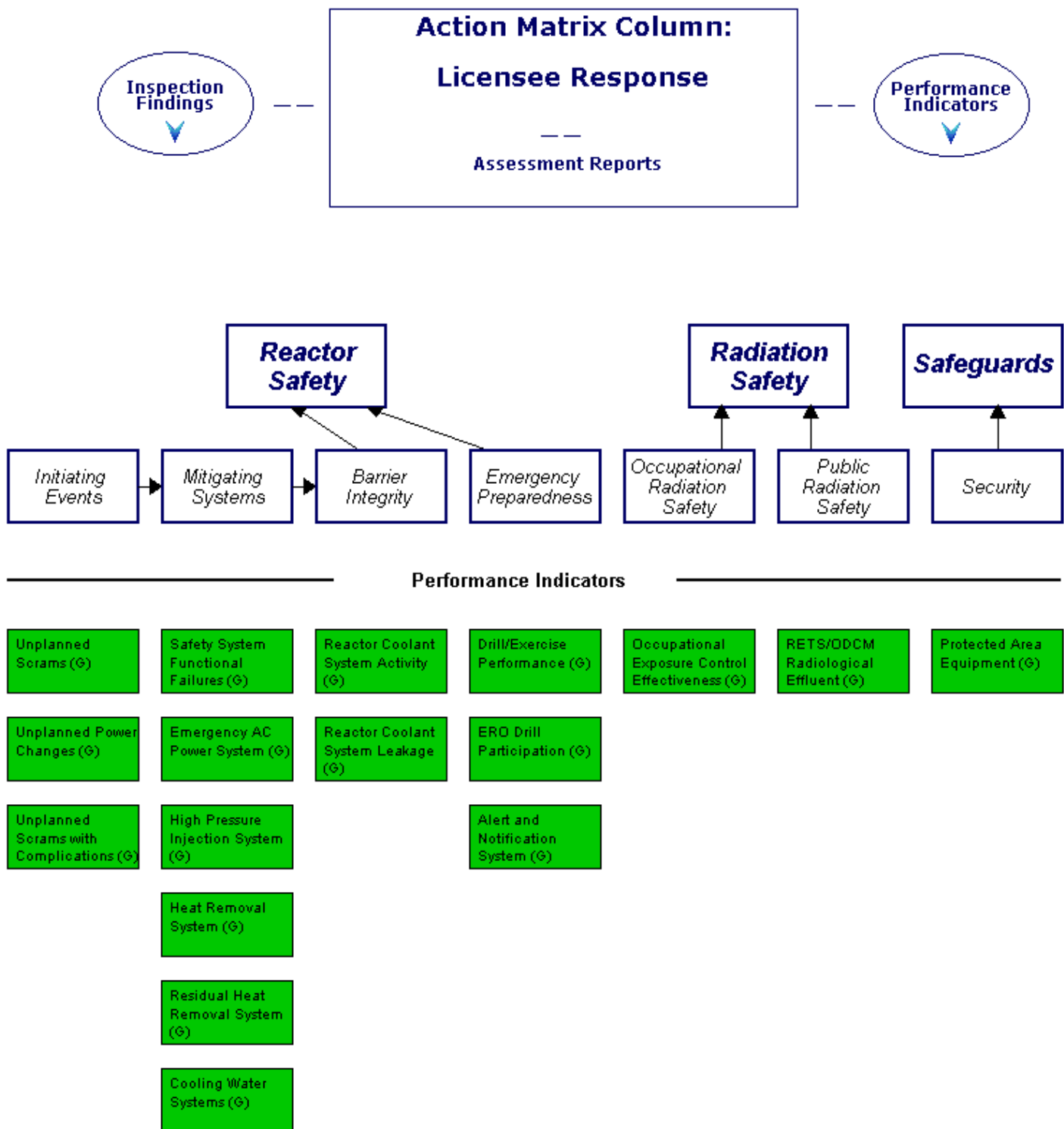
◆ **List of Assessment Letters/Inspection Plans**

◆ **Baseline Inspection Completion Information**

Last Modified: June 16, 2015

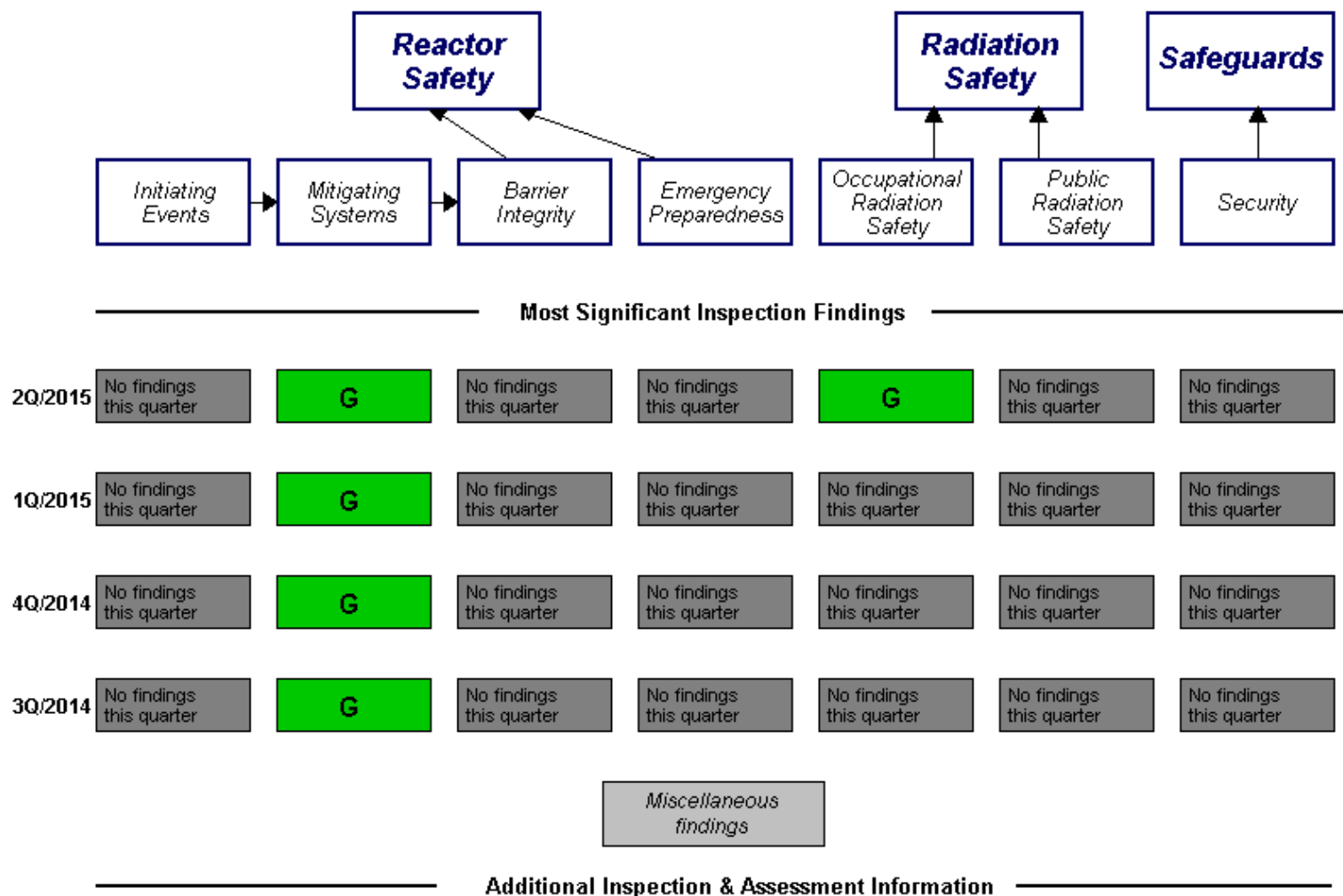
[Action Matrix Summary](#) | [Inspection Findings Summary](#) | [PI Summary](#) | [Reactor Oversight Process](#)

## Farley 1 2Q/2015 Performance Summary



Last Modified: August 4, 2015

Legend: R=Red W=White GTG=Greater Than Green I=Insufficient Data to Calculate PI U=Unique Design  
Y=Yellow G=Green T=Thresholds under development N=Not Applicable D=Discrepant



◆ **Assessment Reports/Inspection Plans:**

2Q/2015

1Q/2015

4Q/2014

3Q/2014

◆ **Cross Reference Of Assessment Reports**

◆ **List of Inspection Reports (IR)**

◆ **List of Security IR Cover Letters**

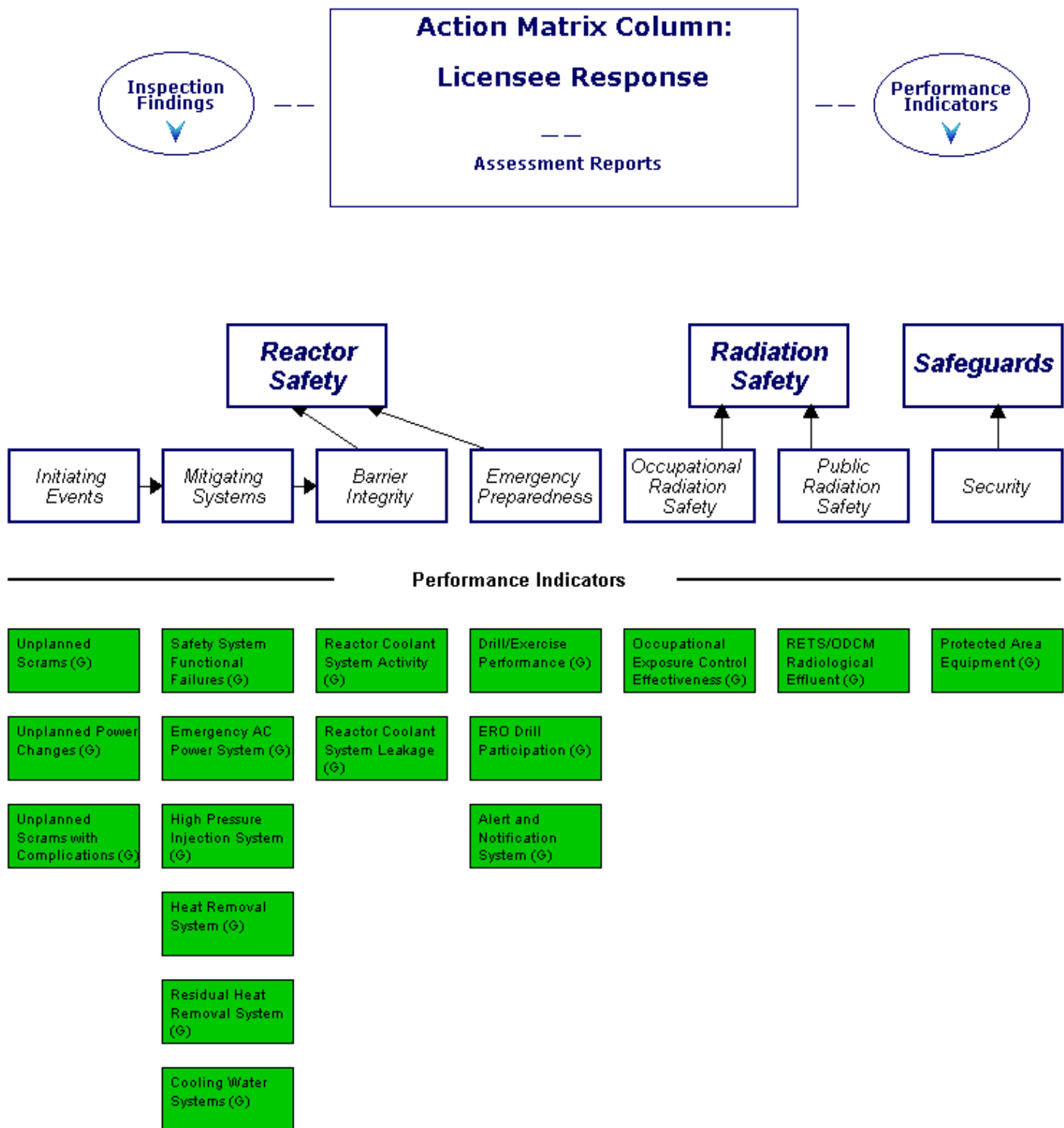
◆ **List of Assessment Letters/Inspection Plans**

◆ **Baseline Inspection Completion Information**

Last Modified: August 7, 2015

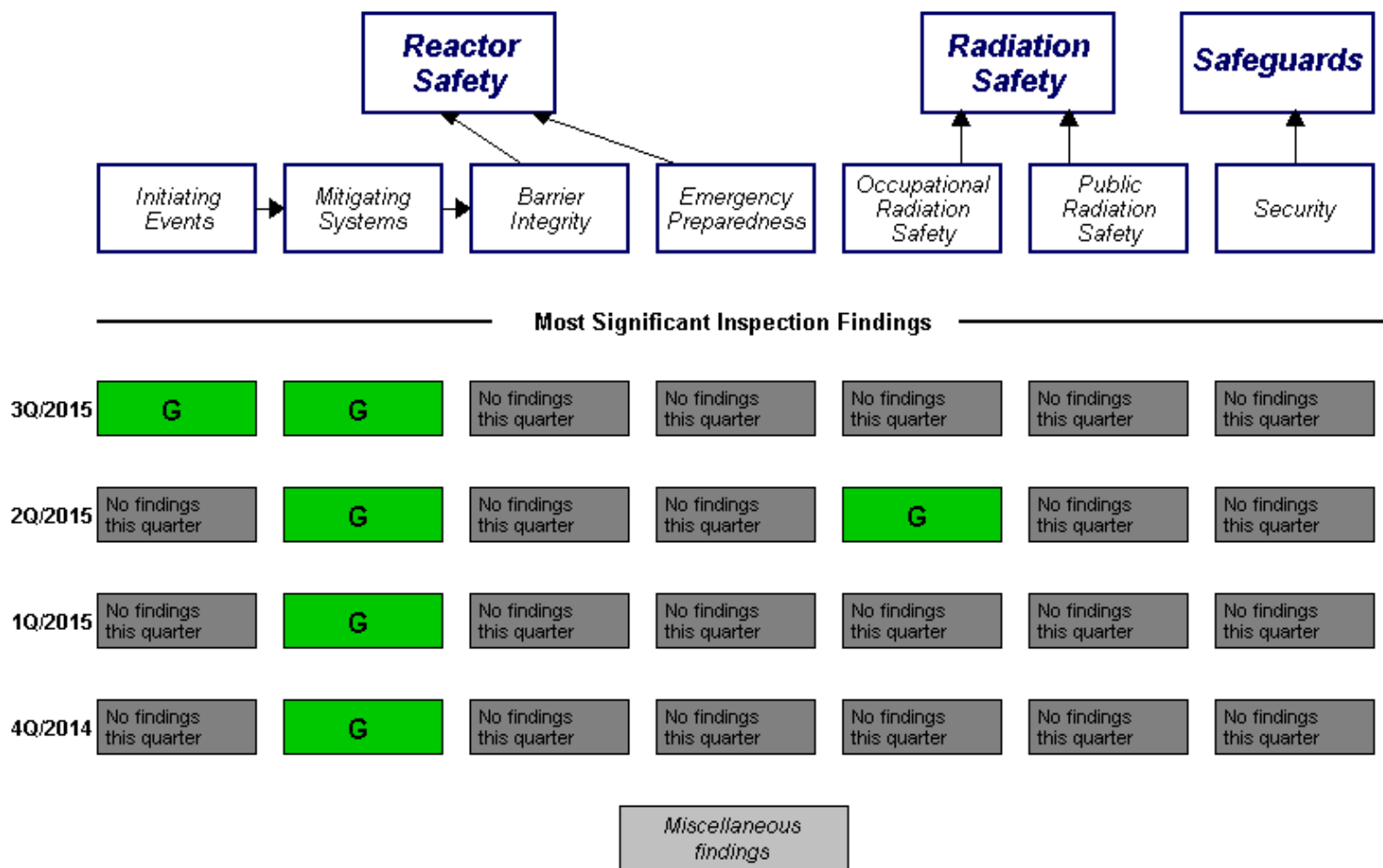
[Action Matrix Summary](#) | [Inspection Findings Summary](#) | [PI Summary](#) | [Reactor Oversight Process](#)

## Farley 1 3Q/2015 Performance Summary



Last Modified: December 15, 2015

Legend: R=Red W=White GTG=Greater Than Green I=Insufficient Data to Calculate PI U=Unique Design  
Y=Yellow G=Green T=Thresholds under development N=Not Applicable D=Discrepant



#### Additional Inspection & Assessment Information

##### ◆ Assessment Reports/Inspection Plans:

3Q/2015

2Q/2015

1Q/2015

4Q/2014

##### ◆ Cross Reference Of Assessment Reports

##### ◆ List of Inspection Reports (IR)

##### ◆ List of Security IR Cover Letters

##### ◆ List of Assessment Letters/Inspection Plans

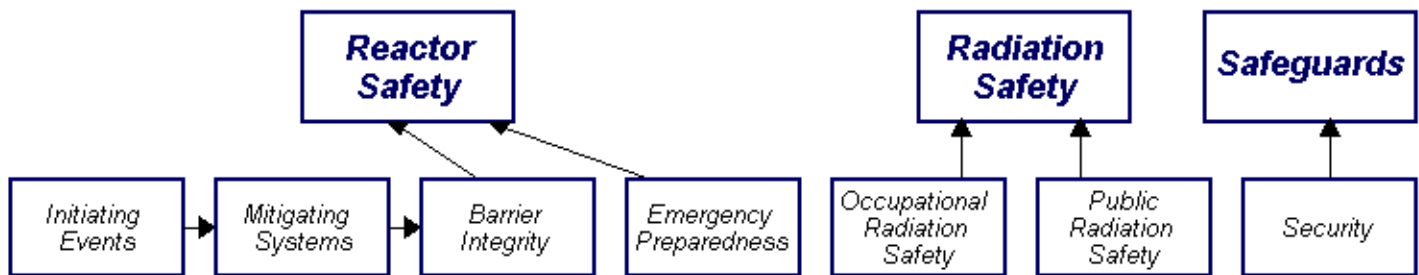
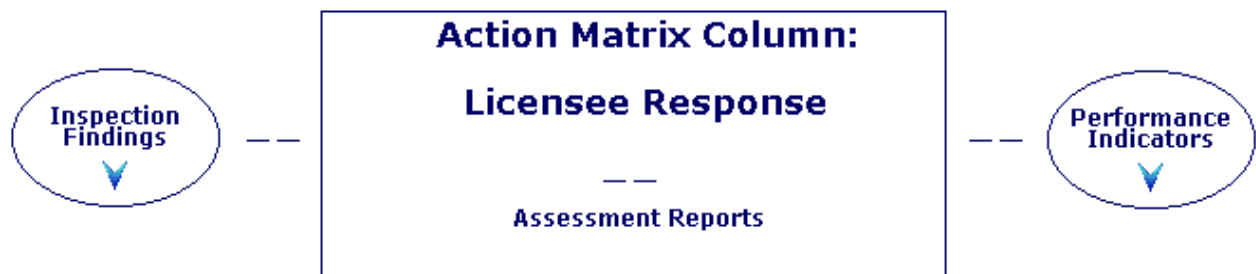
##### ◆ Baseline Inspection Completion Information

Last Modified: December 15, 2015



[Action Matrix Summary](#) | [Inspection Findings Summary](#) | [PI Summary](#) | [Reactor Oversight Process](#)

## Farley 1 4Q/2015 Performance Summary

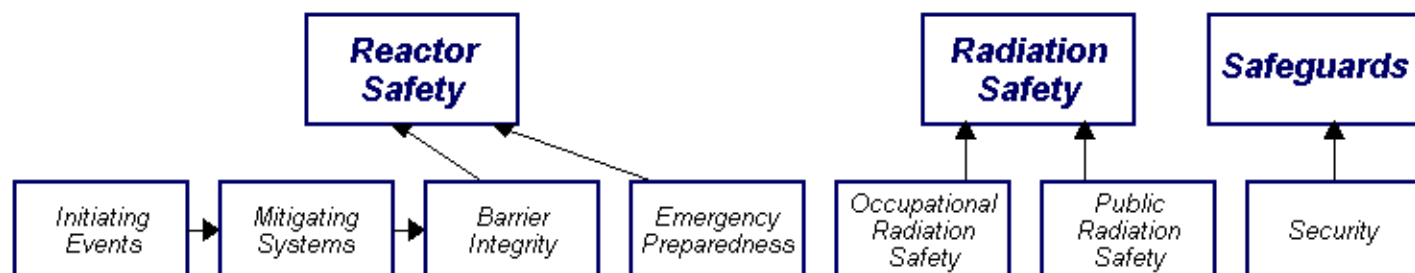


### Performance Indicators

Unplanned Scrams (G)	Safety System Functional Failures (G)	Reactor Coolant System Activity (G)	Drill/Exercise Performance (G)	Occupational Exposure Control Effectiveness (G)	RETS/ODCM Radiological Effluent (G)	Protected Area Equipment (G)
Unplanned Power Changes (G)	Emergency AC Power System (G)	Reactor Coolant System Leakage (G)	ERO Drill Participation (G)			
Unplanned Scrams with Complications (G)	High Pressure Injection System (G)		Alert and Notification System (G)			
	Heat Removal System (G)					
	Residual Heat Removal System (G)					
	Cooling Water Systems (G)					

Last Modified: March 1, 2016

Legend: R=Red W=White GTG=Greater Than Green I=Insufficient Data to Calculate PI U=Unique Design  
Y=Yellow G=Green T=Thresholds under development N=Not Applicable D=Discrepant



### Most Significant Inspection Findings

	Initiating Events	Mitigating Systems	Barrier Integrity	Emergency Preparedness	Occupational Radiation Safety	Public Radiation Safety	Security
4Q/2015	No findings this quarter	No findings this quarter	No findings this quarter	No findings this quarter	No findings this quarter	No findings this quarter	No findings this quarter
3Q/2015	G	G	No findings this quarter	No findings this quarter	No findings this quarter	No findings this quarter	G
2Q/2015	No findings this quarter	G	No findings this quarter	No findings this quarter	G	No findings this quarter	No findings this quarter
1Q/2015	No findings this quarter	G	No findings this quarter	No findings this quarter	No findings this quarter	No findings this quarter	No findings this quarter

Miscellaneous findings

### Additional Inspection & Assessment Information

#### ◆ Assessment Reports/Inspection Plans:

4Q/2015

3Q/2015

2Q/2015

1Q/2015

#### ◆ Cross Reference Of Assessment Reports

#### ◆ List of Inspection Reports (IR)

#### ◆ List of Security IR Cover Letters

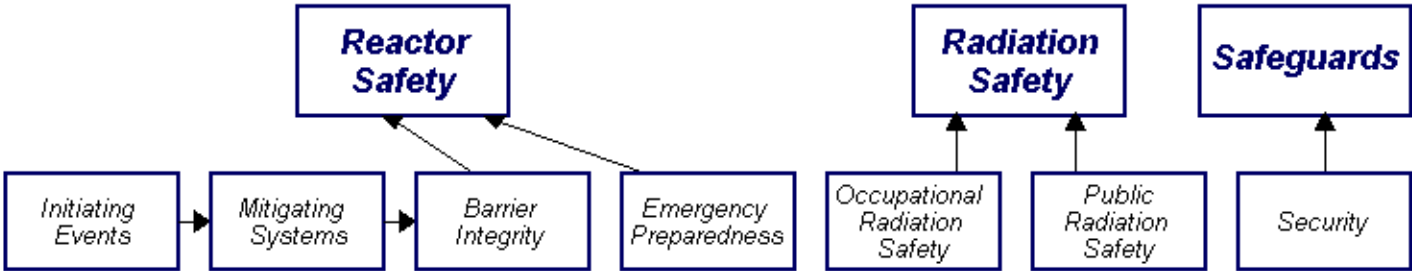
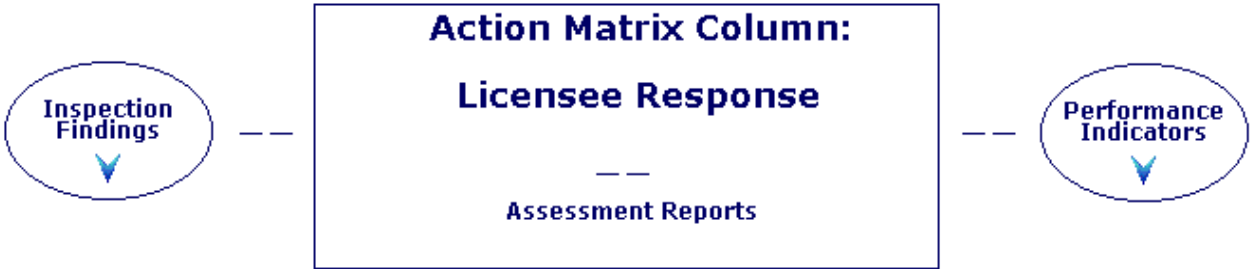
#### ◆ List of Assessment Letters/Inspection Plans

#### ◆ Baseline Inspection Completion Information

Last Modified: March 1, 2016

[Action Matrix Summary](#) | [Inspection Findings Summary](#) | [PI Summary](#) | [Reactor Oversight Process](#)

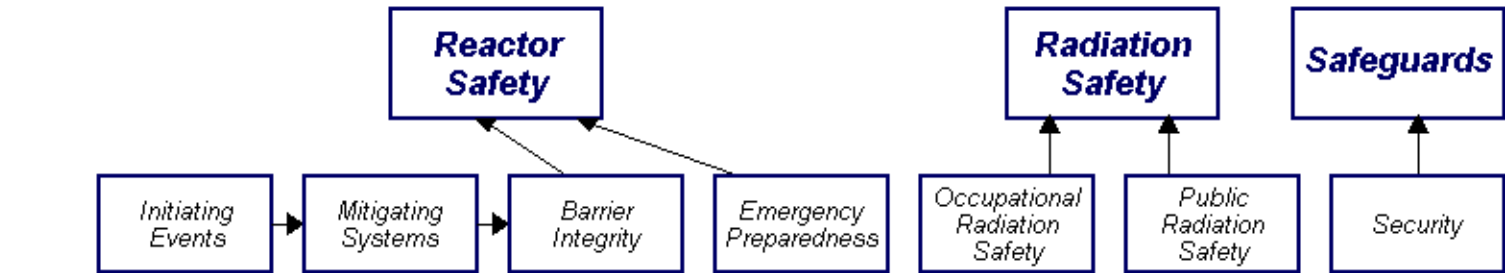
Farley 1  
1Q/2016 Performance Summary



Performance Indicators						
Unplanned Scrams (G)	Safety System Functional Failures (G)	Reactor Coolant System Activity (G)	Drill/Exercise Performance (G)	Occupational Exposure Control Effectiveness (G)	RETS/ODCM Radiological Effluent (G)	Protected Area Equipment (G)
Unplanned Power Changes (G)	Emergency AC Power System (G)	Reactor Coolant System Leakage (G)	ERO Drill Participation (G)			
Unplanned Scrams with Complications (G)	High Pressure Injection System (G)		Alert and Notification System (G)			
	Heat Removal System (G)					
	Residual Heat Removal System (G)					
	Cooling Water Systems (G)					

Last Modified: April 24, 2016

Legend: R=Red    W=White    GTG=Greater Than Green    I=Insufficient Data to Calculate PI    U=Unique Design  
Y=Yellow    G=Green    T=Thresholds under development    N=Not Applicable    D=Discrepant



Most Significant Inspection Findings

1Q/2016	No findings this quarter	No findings this quarter	No findings this quarter	No findings this quarter	No findings this quarter	No findings this quarter	No findings this quarter
4Q/2015	No findings this quarter	No findings this quarter	No findings this quarter	No findings this quarter	No findings this quarter	No findings this quarter	No findings this quarter
3Q/2015	G	G	No findings this quarter	No findings this quarter	No findings this quarter	No findings this quarter	G
2Q/2015	No findings this quarter	G	No findings this quarter	No findings this quarter	G	No findings this quarter	No findings this quarter

Miscellaneous findings

Additional Inspection & Assessment Information

◆ Assessment Reports/Inspection Plans:

1Q/2016  
4Q/2015  
3Q/2015  
2Q/2015

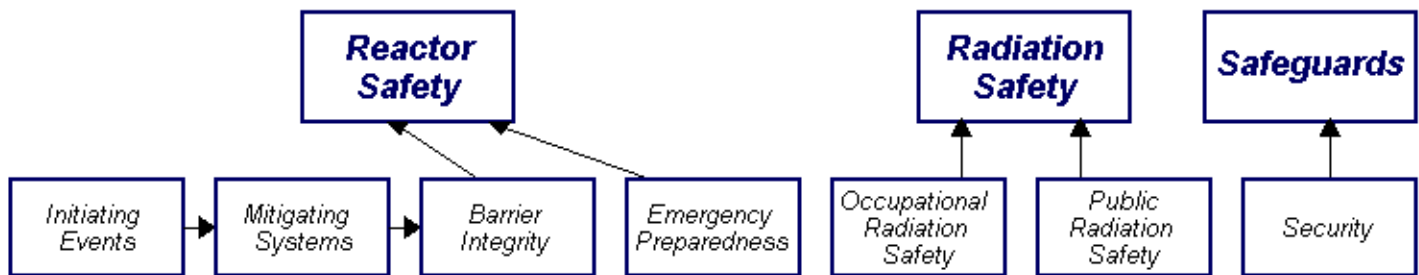
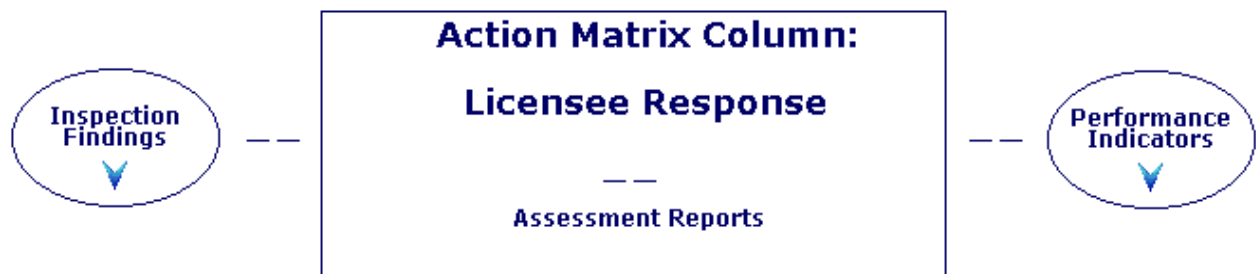
◆ Cross Reference Of Assessment Reports

◆ List of Inspection Reports (IR)

- ◆ List of Security IR Cover Letters
- ◆ List of Assessment Letters/Inspection Plans
- ◆ Baseline Inspection Completion Information

[Action Matrix Summary](#) | [Inspection Findings Summary](#) | [PI Summary](#) | [Reactor Oversight Process](#)

## Farley 1 2Q/2016 Performance Summary



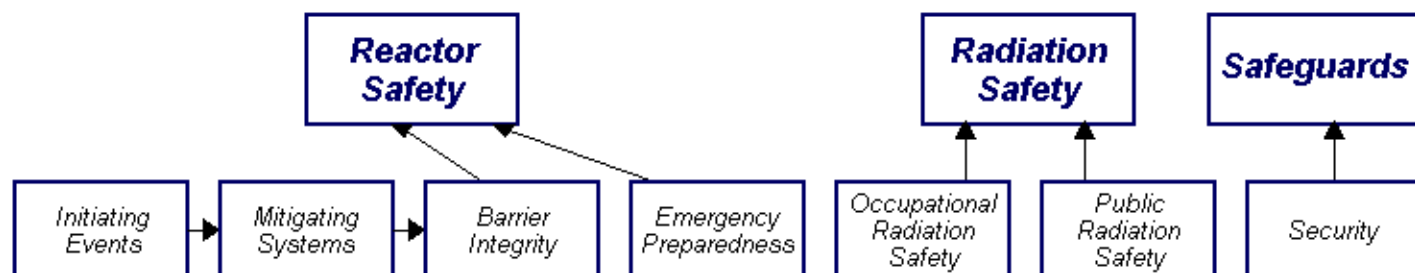
### Performance Indicators

Unplanned Scrams (G)	Safety System Functional Failures (G)	Reactor Coolant System Activity (G)	Drill/Exercise Performance (G)	Occupational Exposure Control Effectiveness (G)	RETS/ODCM Radiological Effluent (G)	Protected Area Equipment (G)
Unplanned Power Changes (G)	Emergency AC Power System (G)	Reactor Coolant System Leakage (G)	ERO Drill Participation (G)			
Unplanned Scrams with Complications (G)	High Pressure Injection System (G)		Alert and Notification System (G)			
	Heat Removal System (G)					
	Residual Heat Removal System (G)					
	Cooling Water Systems (G)					

Last Modified: July 25, 2016



Legend: R=Red W=White GTG=Greater Than Green I=Insufficient Data to Calculate PI U=Unique Design  
Y=Yellow G=Green T=Thresholds under development N=Not Applicable D=Discrepant



### Most Significant Inspection Findings

2Q/2016	No findings this quarter	G	No findings this quarter	No findings this quarter	No findings this quarter	No findings this quarter	No findings this quarter
1Q/2016	No findings this quarter	G	No findings this quarter	No findings this quarter	No findings this quarter	No findings this quarter	No findings this quarter
4Q/2015	No findings this quarter	No findings this quarter	No findings this quarter	No findings this quarter	No findings this quarter	No findings this quarter	No findings this quarter
3Q/2015	G	G	No findings this quarter	No findings this quarter	No findings this quarter	No findings this quarter	G

Miscellaneous findings

### Additional Inspection & Assessment Information

#### ◆ Assessment Reports/Inspection Plans:

2Q/2016

1Q/2016

4Q/2015

3Q/2015

#### ◆ Cross Reference Of Assessment Reports

#### ◆ List of Inspection Reports (IR)

#### ◆ List of Security IR Cover Letters

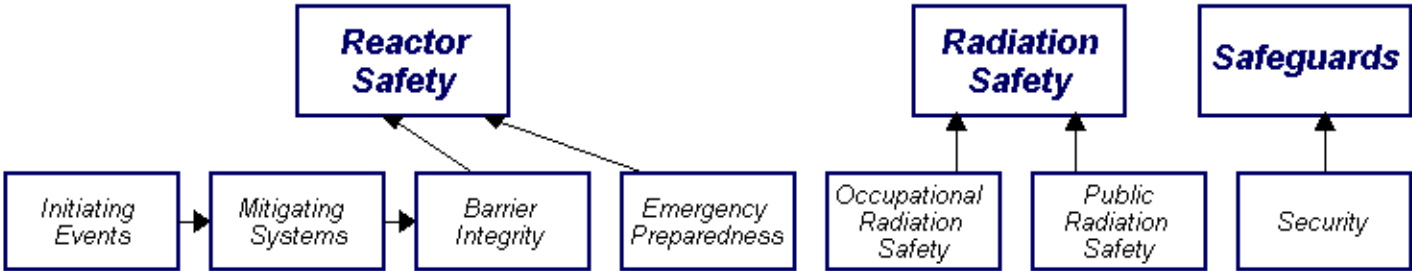
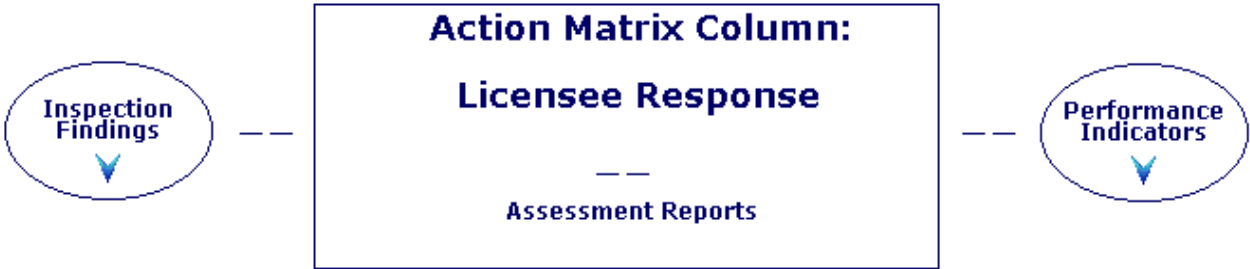
#### ◆ List of Assessment Letters/Inspection Plans

#### ◆ Baseline Inspection Completion Information

Last Modified: August 29, 2016

[Action Matrix Summary](#) | [Inspection Findings Summary](#) | [PI Summary](#) | [Reactor Oversight Process](#)

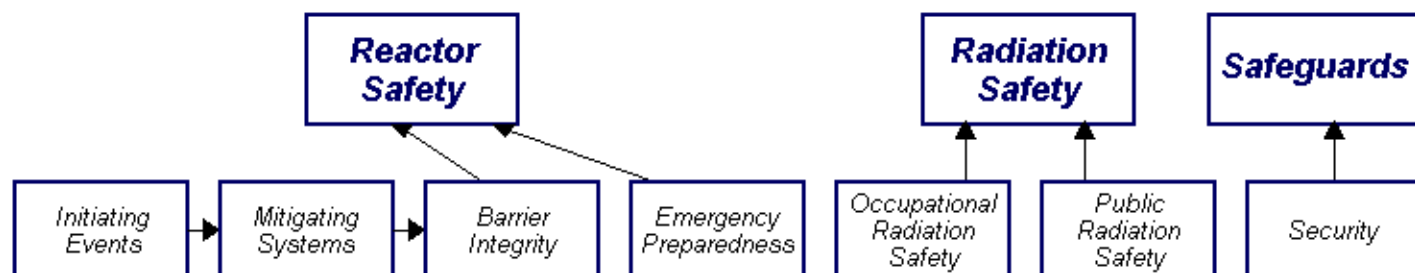
Farley 1  
3Q/2016 Performance Summary



Performance Indicators						
Unplanned Scrams (G)	Safety System Functional Failures (G)	Reactor Coolant System Activity (G)	Drill/Exercise Performance (G)	Occupational Exposure Control Effectiveness (G)	RETS/ODCM Radiological Effluent (G)	Protected Area Equipment (G)
Unplanned Power Changes (G)	Emergency AC Power System (G)	Reactor Coolant System Leakage (G)	ERO Drill Participation (G)			
Unplanned Scrams with Complications (G)	High Pressure Injection System (G)		Alert and Notification System (G)			
	Heat Removal System (G)					
	Residual Heat Removal System (G)					
	Cooling Water Systems (G)					

Last Modified: November 2, 2016

Legend: R=Red W=White GTG=Greater Than Green I=Insufficient Data to Calculate PI U=Unique Design  
Y=Yellow G=Green T=Thresholds under development N=Not Applicable D=Discrepant



### Most Significant Inspection Findings

3Q/2016	No findings this quarter	G	No findings this quarter	No findings this quarter	No findings this quarter	No findings this quarter	No findings this quarter
2Q/2016	No findings this quarter	G	No findings this quarter	No findings this quarter	No findings this quarter	No findings this quarter	No findings this quarter
1Q/2016	No findings this quarter	G	No findings this quarter	No findings this quarter	No findings this quarter	No findings this quarter	No findings this quarter
4Q/2015	No findings this quarter	No findings this quarter	No findings this quarter	No findings this quarter	No findings this quarter	No findings this quarter	No findings this quarter

Miscellaneous findings

### Additional Inspection & Assessment Information

#### ◆ Assessment Reports/Inspection Plans:

3Q/2016

2Q/2016

1Q/2016

4Q/2015

#### ◆ Cross Reference Of Assessment Reports

#### ◆ List of Inspection Reports (IR)

#### ◆ List of Security IR Cover Letters

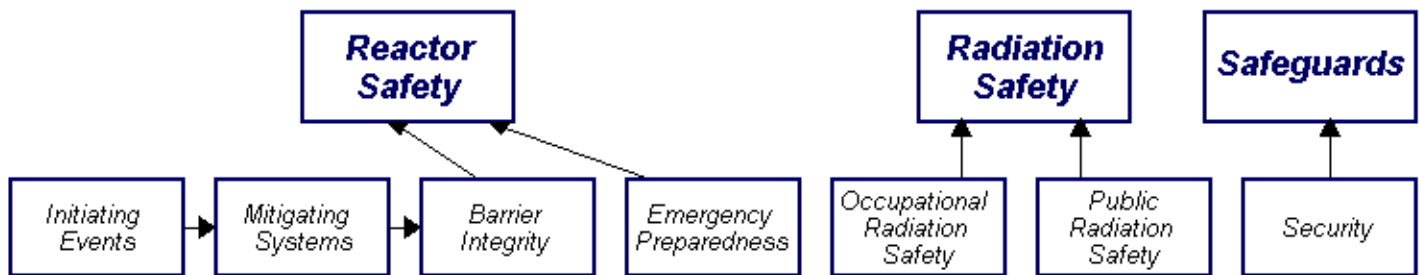
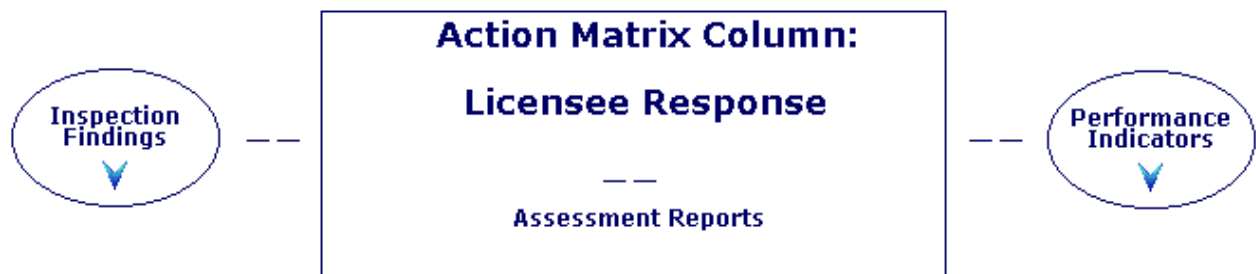
#### ◆ List of Assessment Letters/Inspection Plans

#### ◆ Baseline Inspection Completion Information

Last Modified: December 8, 2016

[Action Matrix Summary](#) | [Inspection Findings Summary](#) | [PI Summary](#) | [Reactor Oversight Process](#)

## Farley 1 4Q/2016 Performance Summary

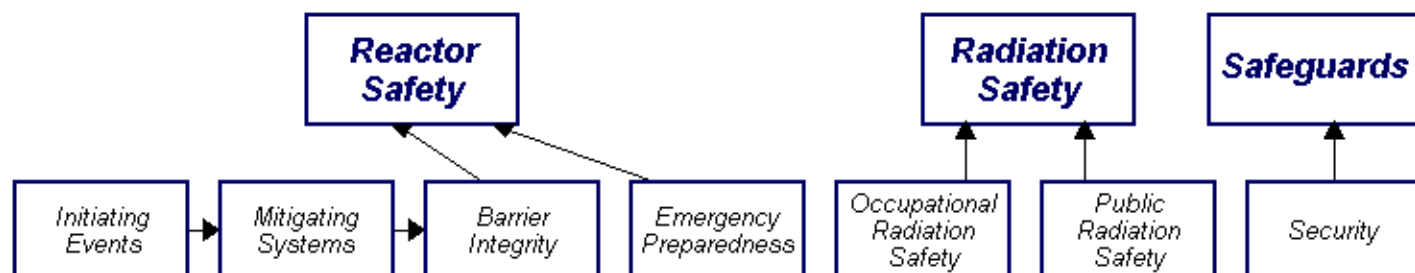


### Performance Indicators

Unplanned Scrams (G)	Safety System Functional Failures (G)	Reactor Coolant System Activity (G)	Drill/Exercise Performance (G)	Occupational Exposure Control Effectiveness (G)	RETS/ODCM Radiological Effluent (G)	Protected Area Equipment (G)
Unplanned Power Changes (G)	Emergency AC Power System (G)	Reactor Coolant System Leakage (G)	ERO Drill Participation (G)			
Unplanned Scrams with Complications (G)	High Pressure Injection System (G)		Alert and Notification System (G)			
	Heat Removal System (G)					
	Residual Heat Removal System (G)					
	Cooling Water Systems (G)					

Last Modified: February 1, 2017

Legend: R=Red W=White GTG=Greater Than Green I=Insufficient Data to Calculate PI U=Unique Design  
 Y=Yellow G=Green T=Thresholds under development N=Not Applicable D=Discrepant



### Most Significant Inspection Findings

4Q/2016	G	G	No findings this quarter	No findings this quarter	No findings this quarter	No findings this quarter	No findings this quarter
3Q/2016	No findings this quarter	G	No findings this quarter	No findings this quarter	No findings this quarter	No findings this quarter	No findings this quarter
2Q/2016	No findings this quarter	G	No findings this quarter	No findings this quarter	G	No findings this quarter	No findings this quarter
1Q/2016	No findings this quarter	G	No findings this quarter	No findings this quarter	No findings this quarter	No findings this quarter	No findings this quarter

Miscellaneous findings

### Additional Inspection & Assessment Information

#### ◆ Assessment Reports/Inspection Plans:

4Q/2016

3Q/2016

2Q/2016

1Q/2016

#### ◆ Cross Reference Of Assessment Reports

#### ◆ List of Inspection Reports (IR)

#### ◆ List of Security IR Cover Letters

#### ◆ List of Assessment Letters/Inspection Plans

#### ◆ Baseline Inspection Completion Information

Last Modified: February 1, 2017

[Action Matrix Summary](#) | [Inspection Findings Summary](#) | [PI Summary](#) | [Reactor Oversight Process](#)

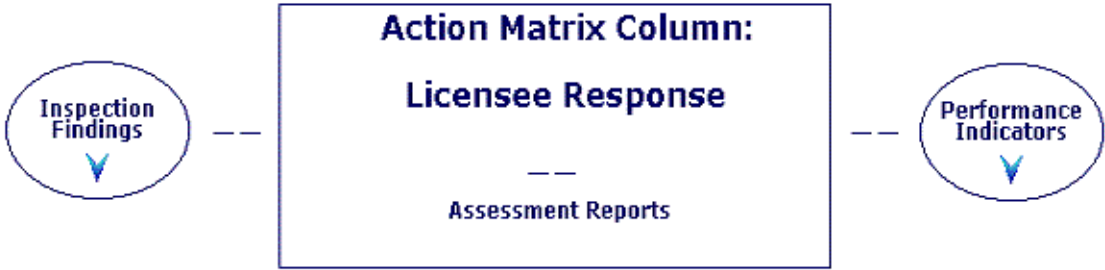


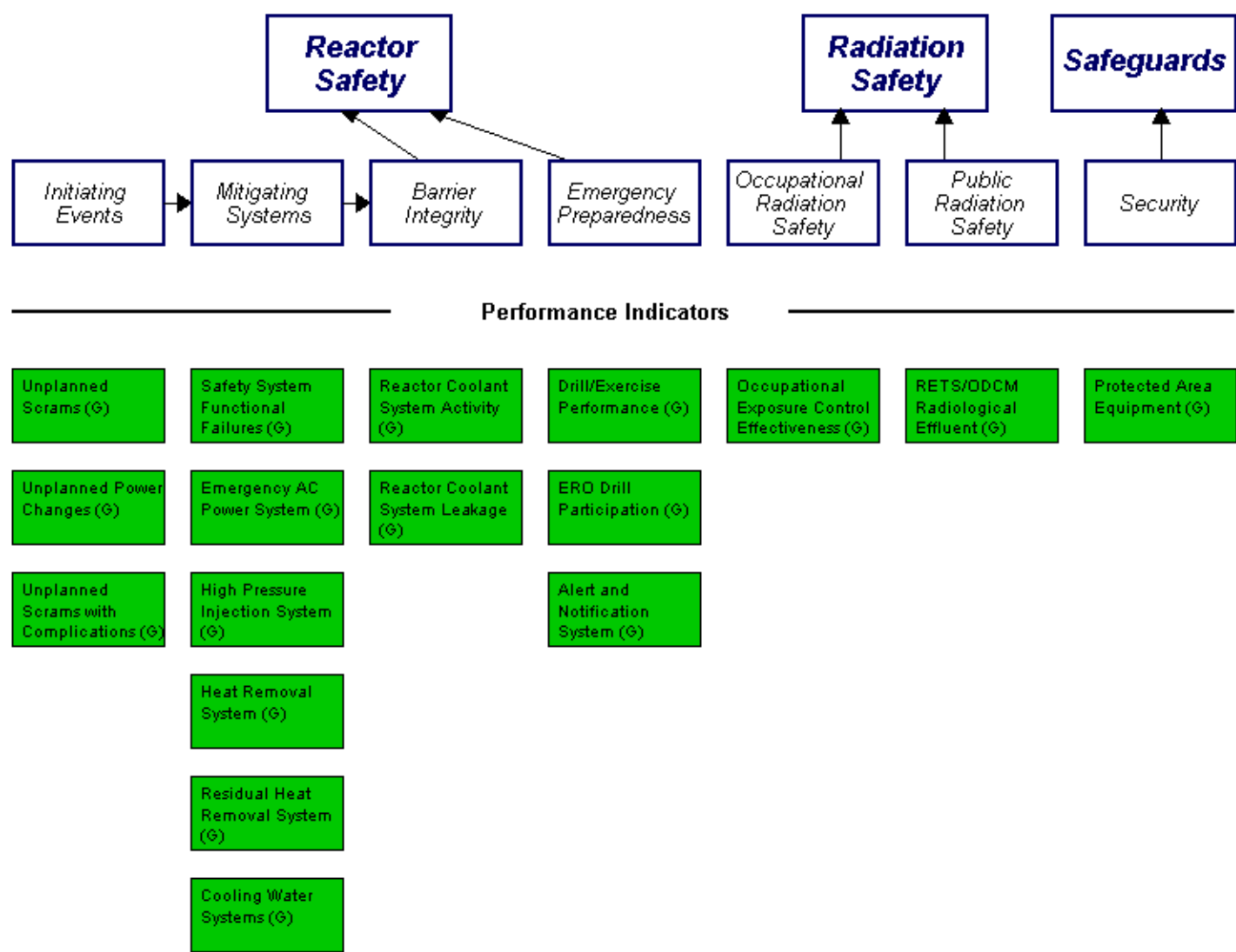


Home > Nuclear Reactors > Operating Reactors > Reactor Oversight Process > Plant Summaries > Farley 1 – Quarterly Performance Summary

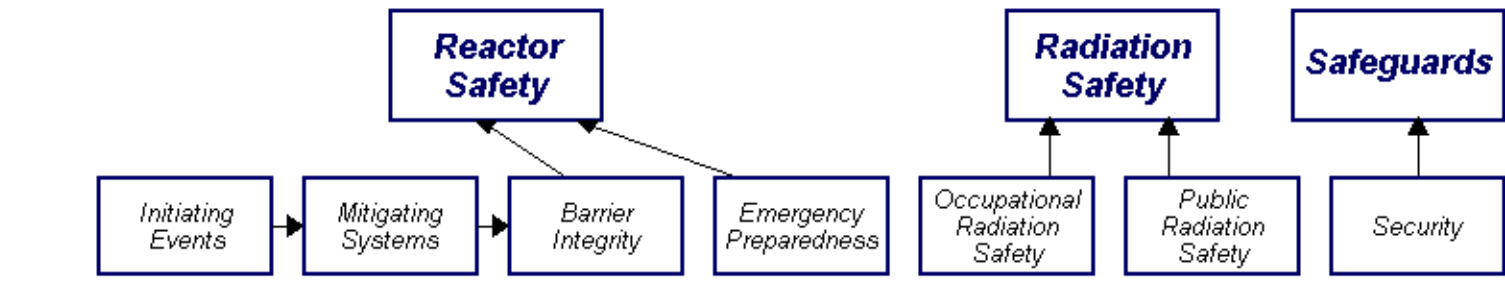
## Farley 1 – Quarterly Performance Summary

### 2Q/2017 Performance Summary





Current data as of: May 25, 2017



Most Significant Inspection Findings

2Q/2017	No findings this quarter	No findings this quarter	No findings this quarter	No findings this quarter	No findings this quarter	No findings this quarter	No findings this quarter
1Q/2017	G	No findings this quarter	No findings this quarter	No findings this quarter	No findings this quarter	No findings this quarter	No findings this quarter
4Q/2016	G	G	No findings this quarter	No findings this quarter	No findings this quarter	No findings this quarter	No findings this quarter
3Q/2016	No findings this quarter	G	No findings this quarter	No findings this quarter	G	No findings this quarter	No findings this quarter

Miscellaneous findings

Additional Inspection & Assessment Information

◆ Assessment Letters:

2Q/2017  
1Q/2017  
4Q/2016  
3Q/2016

◆ Inspection Reports

◆ Security Cover Letters  
◆ List of Assessment Letters

Current data as of: June 6, 2017

Legend: R=Red W=White GTG=Greater Than Green I=Insufficient Data to Calculate PI U=Unique Design  
Y=Yellow G=Green T=Thresholds under development N=Not Applicable D=Discrepant

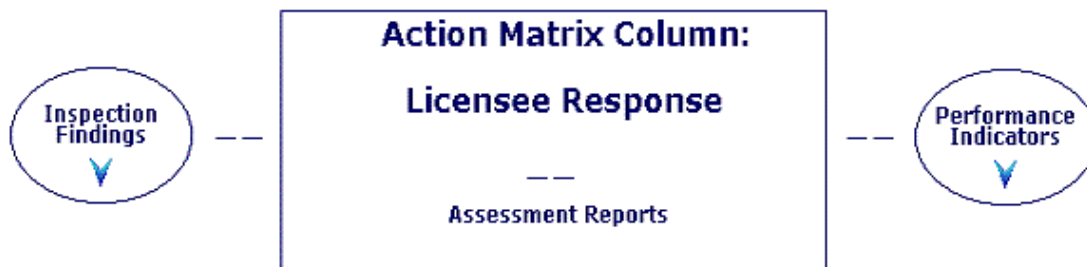
*Page Last Reviewed/Updated Wednesday, June 15, 2016*

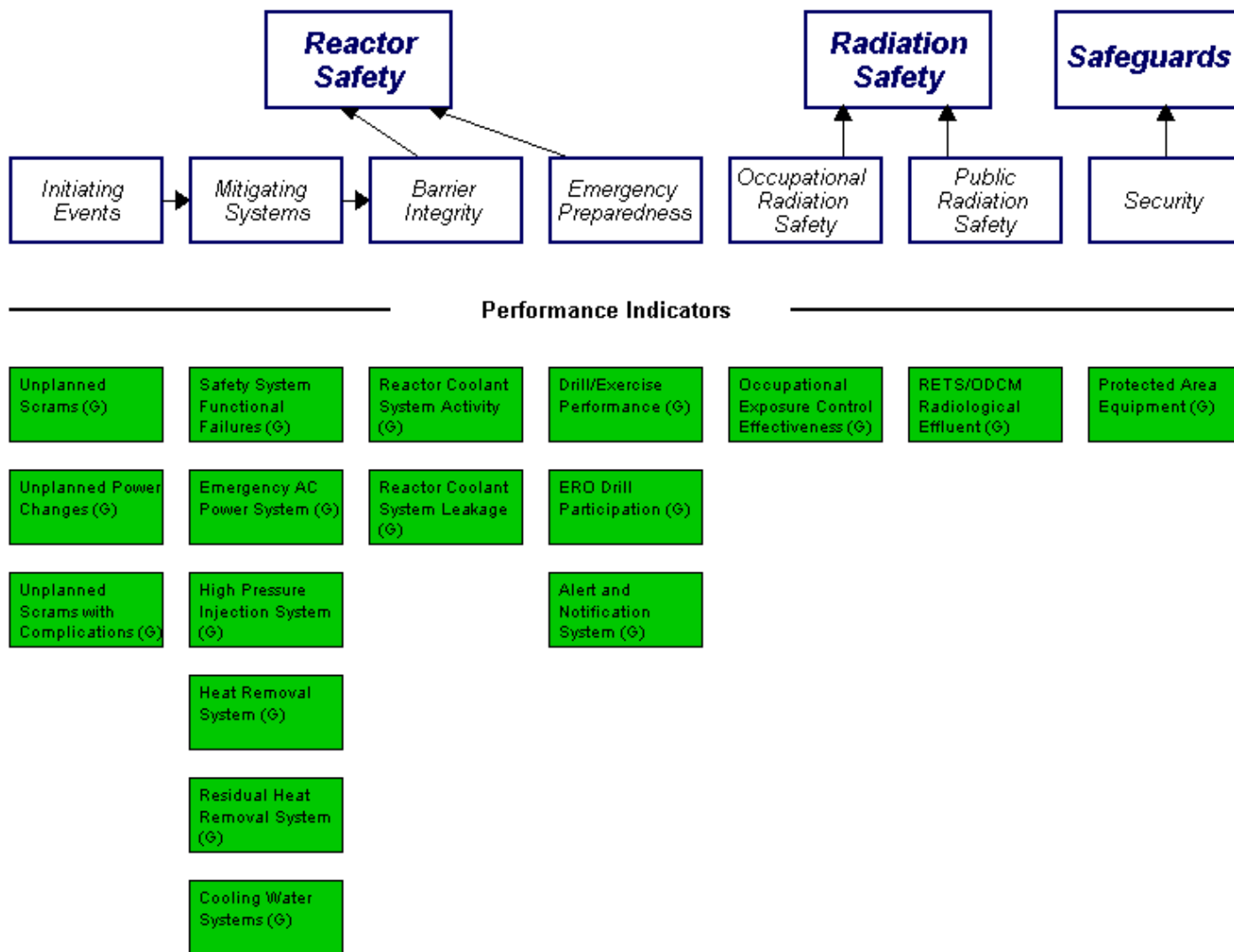


Home > Nuclear Reactors > Operating Reactors > Reactor Oversight Process > Plant Summaries > Farley 1 – Quarterly Performance Summary

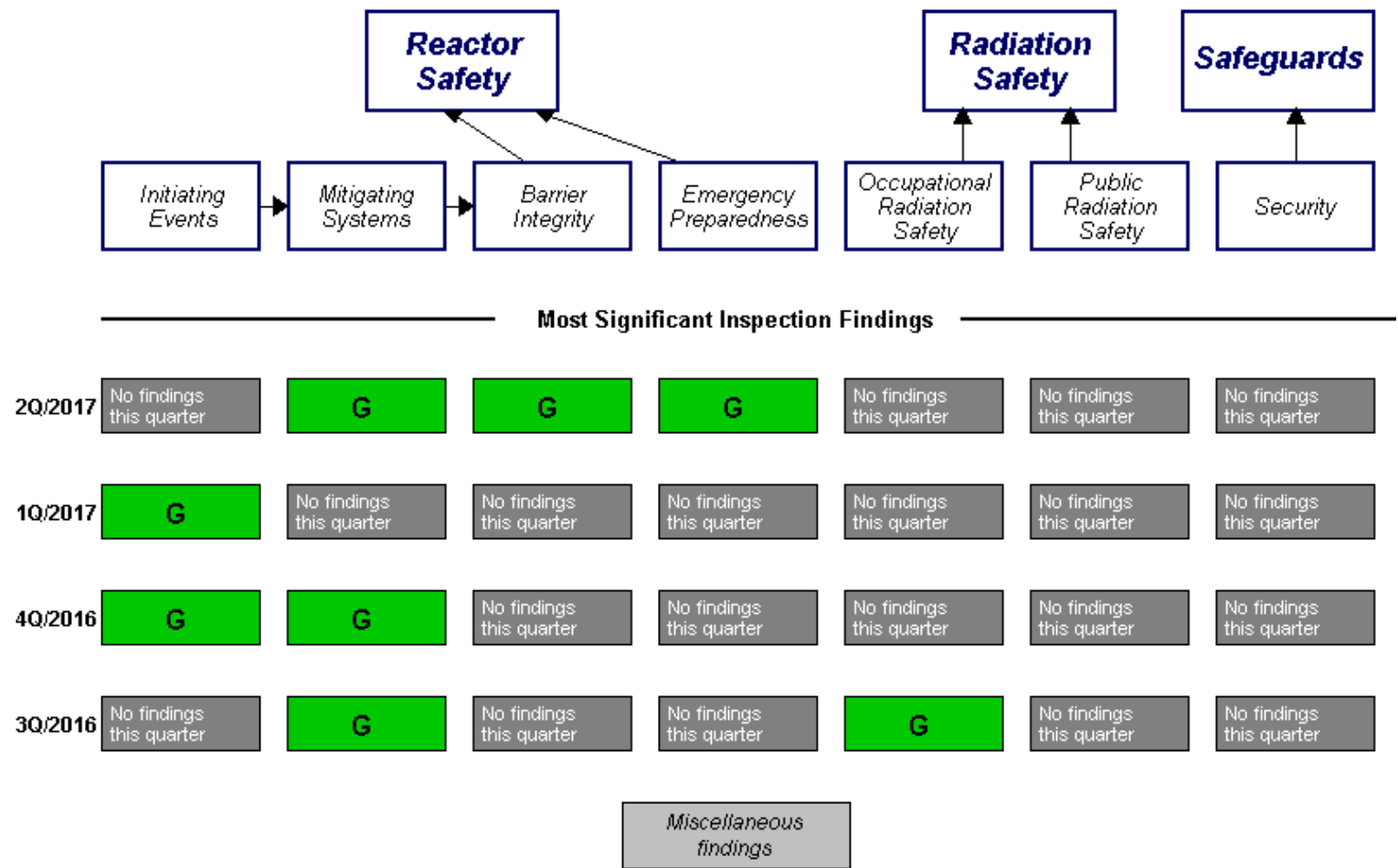
## Farley 1 – Quarterly Performance Summary

### 2Q/2017 Performance Summary





Current data as of: July 26, 2017



### Additional Inspection & Assessment Information

#### ◆ Assessment Letters:

2Q/2017

1Q/2017

4Q/2016

3Q/2016

#### ◆ Inspection Reports

#### ◆ Security Cover Letters

#### ◆ List of Assessment Letters

Current data as of: September 5, 2017

Legend: R=Red W=White GTG=Greater Than Green I=Insufficient Data to Calculate PI U=Unique Design  
Y=Yellow G=Green T=Thresholds under development N=Not Applicable D=Discrepant



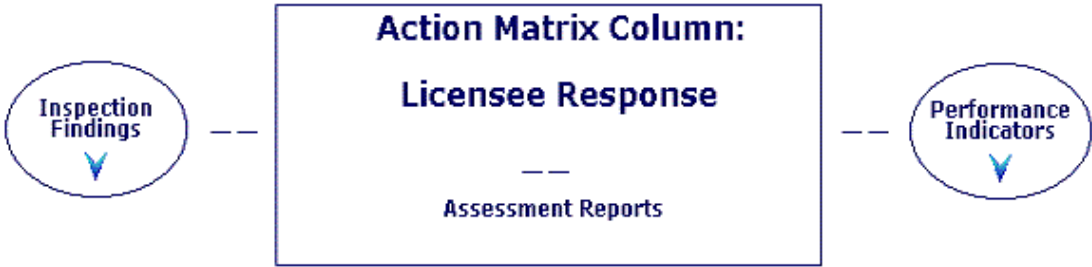


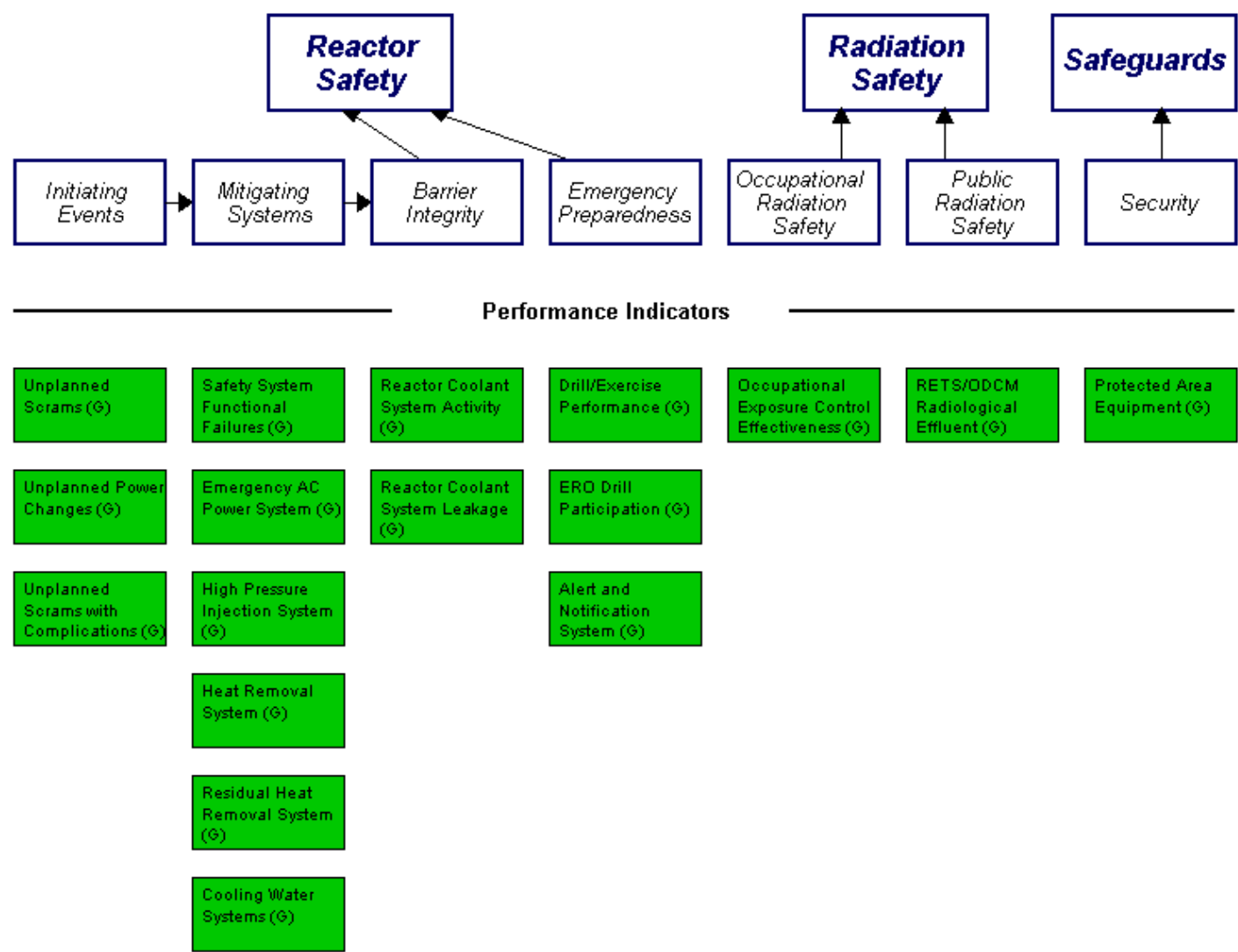


Home > Nuclear Reactors > Operating Reactors > Reactor Oversight Process > Plant Summaries > Farley 1 – Quarterly Performance Summary

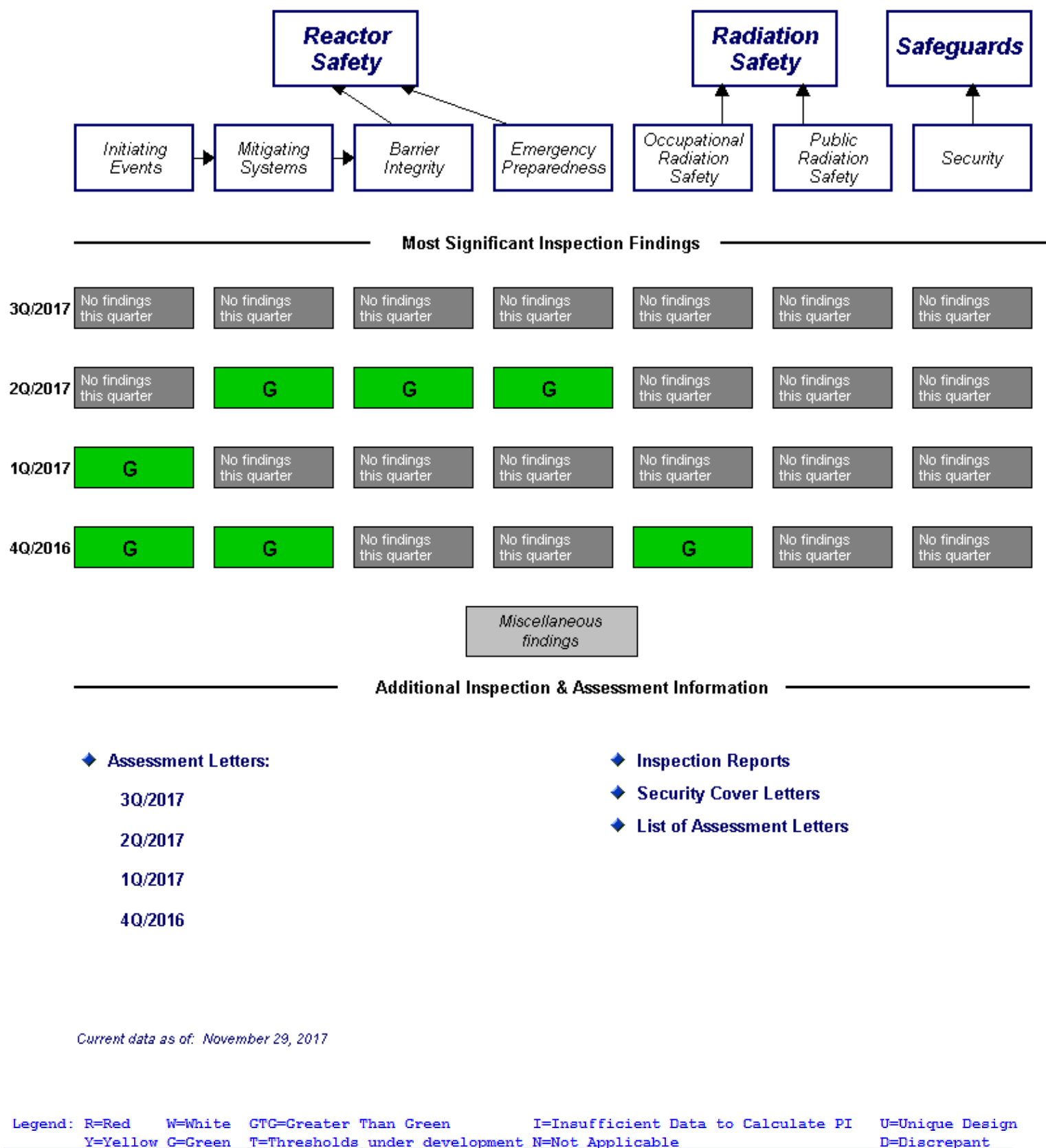
## Farley 1 – Quarterly Performance Summary

### 3Q/2017 Performance Summary





Current data as of: October 31, 2017



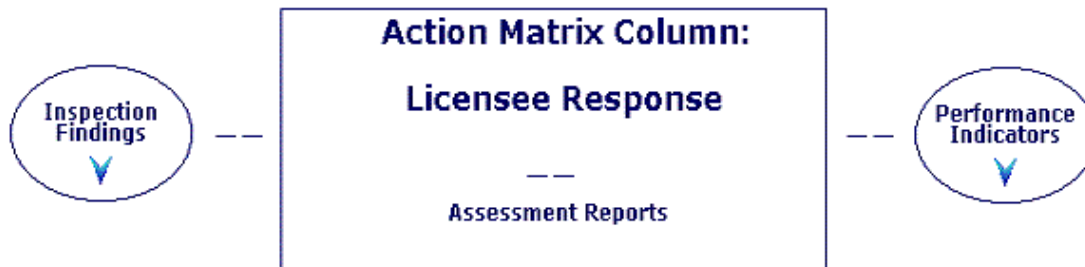


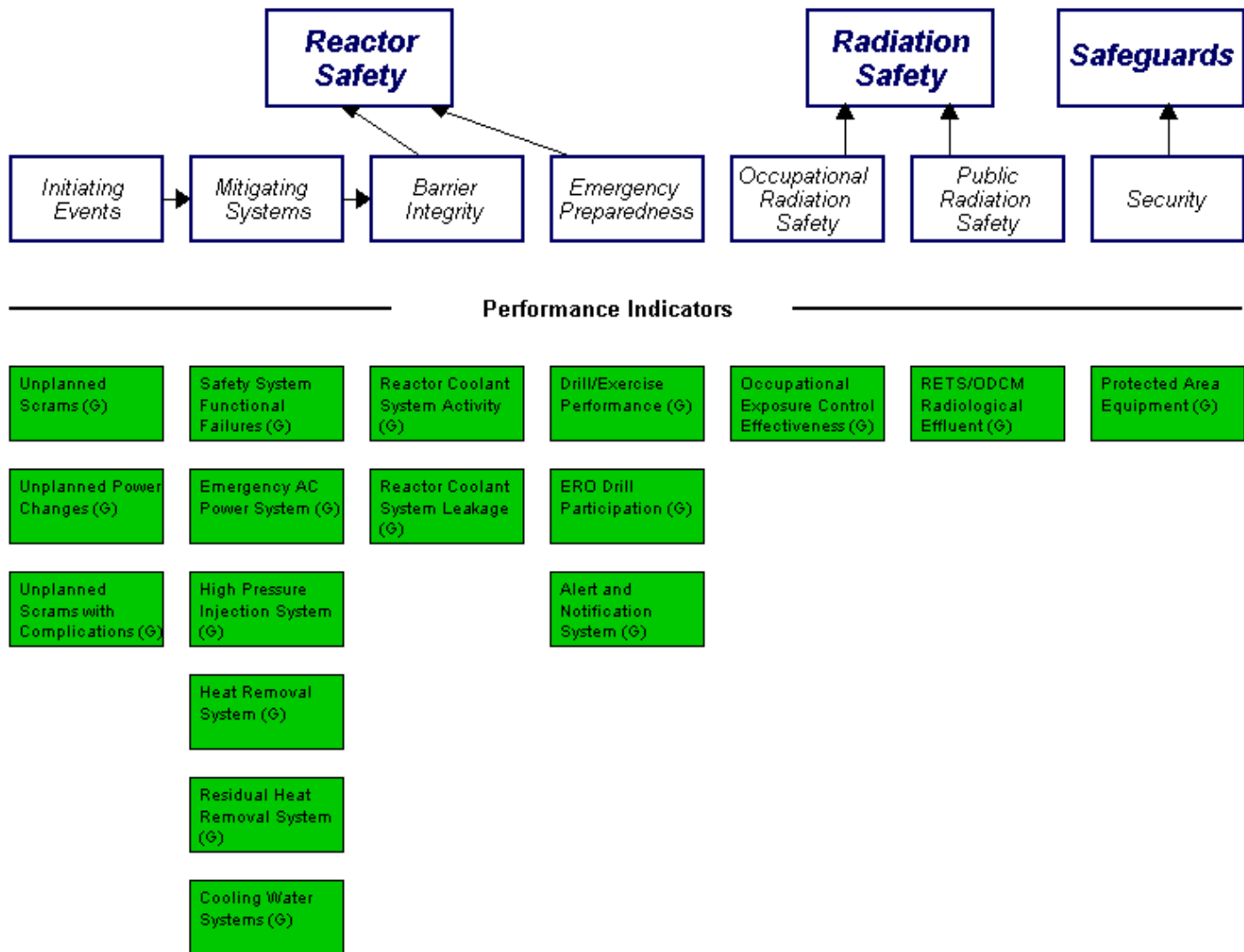


Home > Nuclear Reactors > Operating Reactors > Reactor Oversight Process > Plant Summaries > Farley 1 – Quarterly Performance Summary

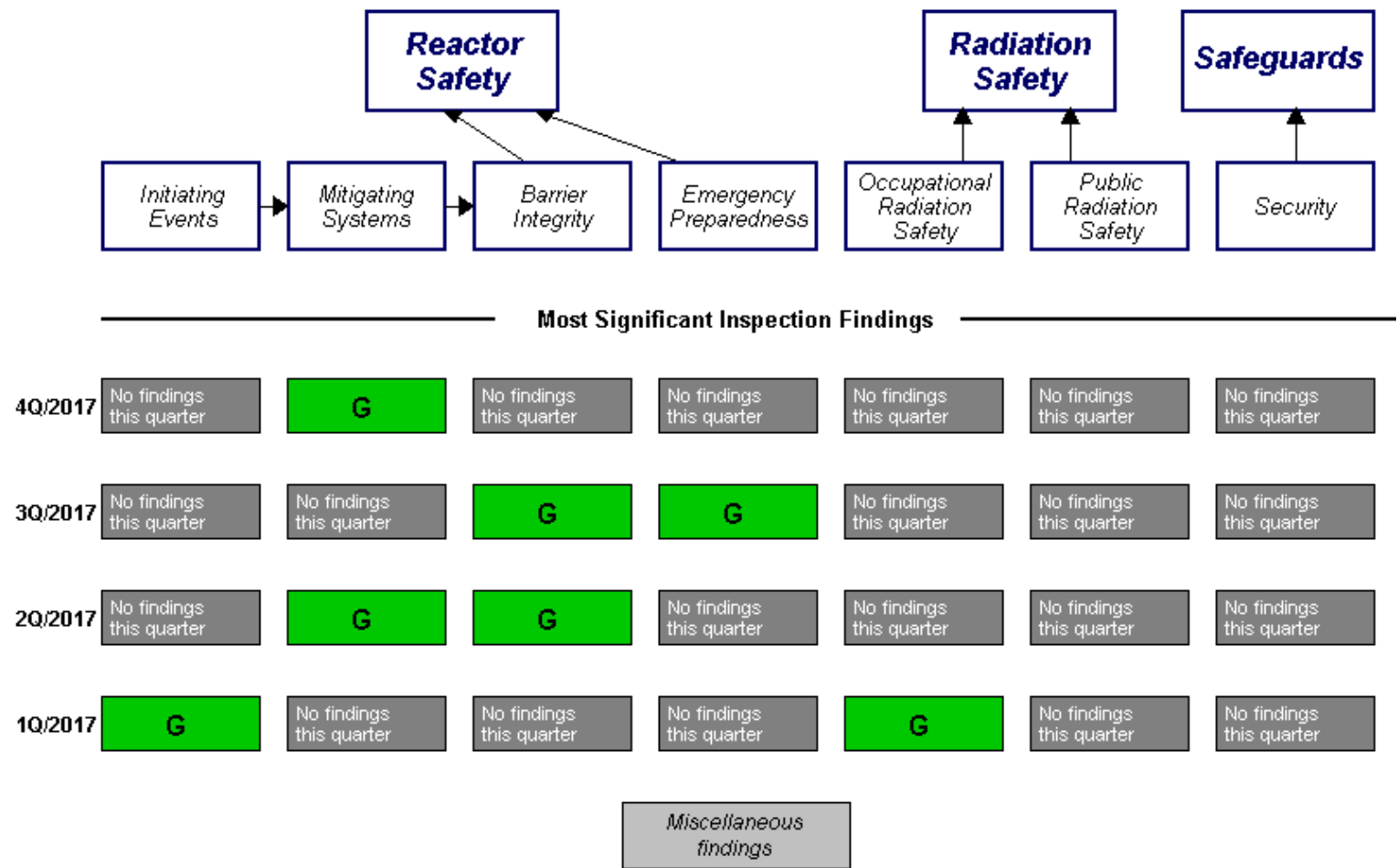
## Farley 1 – Quarterly Performance Summary

### 4Q/2017 Performance Summary





Current data as of: February 1, 2018




---

**Additional Inspection & Assessment Information**

---

◆ **Assessment Letters:**

4Q/2017

3Q/2017

2Q/2017

1Q/2017

◆ **Inspection Reports**

◆ **Security Cover Letters**

◆ **List of Assessment Letters**

Current data as of: February 1, 2018

Legend: R=Red W=White GTG=Greater Than Green I=Insufficient Data to Calculate PI U=Unique Design  
Y=Yellow G=Green T=Thresholds under development N=Not Applicable D=Discrepant

