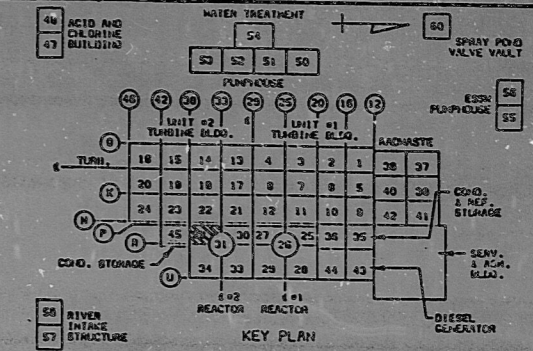
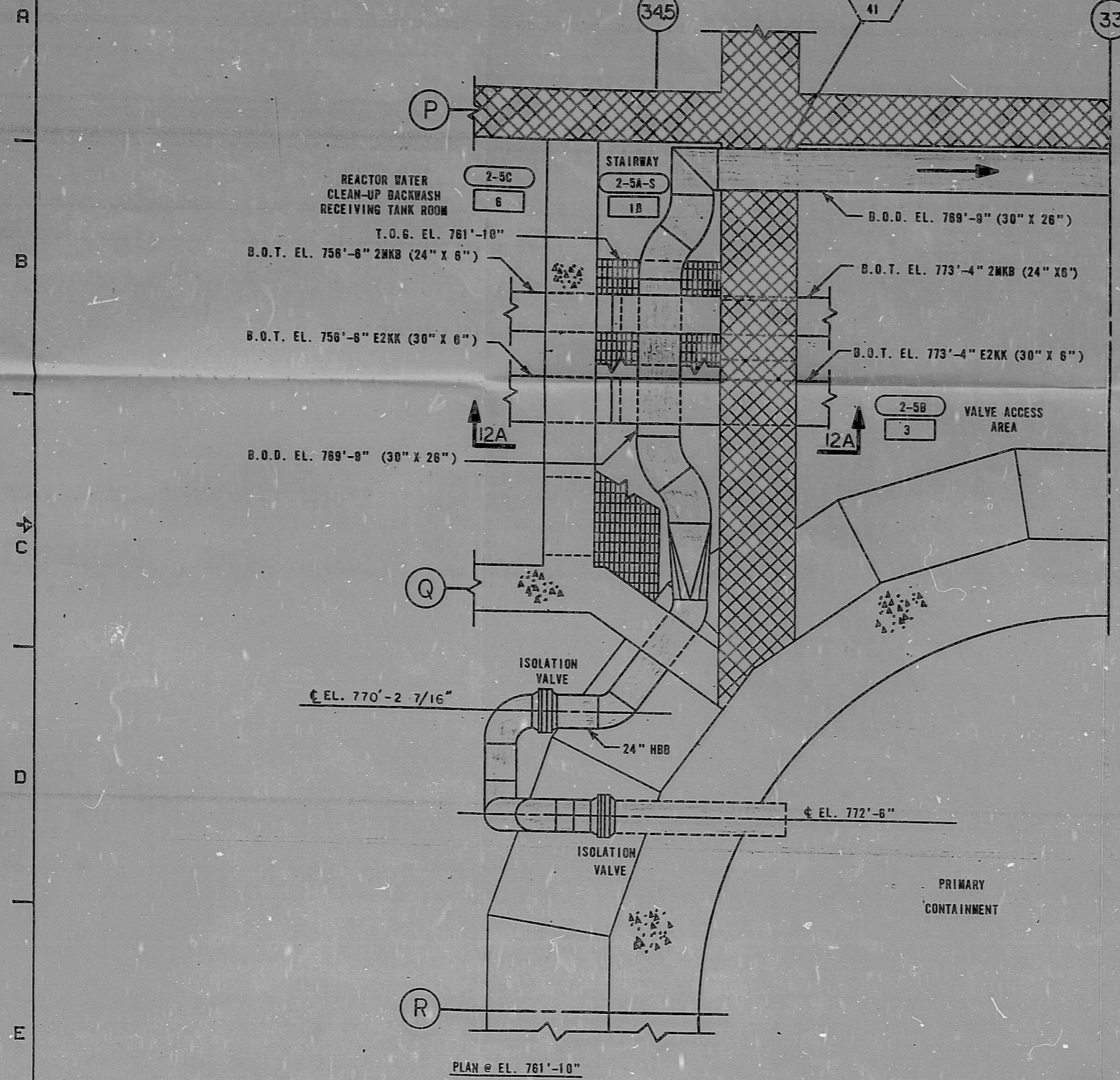



1 2 3 4 5 6 7




NOTE:
 1. FOR LEGEND SEE DWG. A-205790, SHT. 1.
 2. WORK THIS DWG. WITH C-205789, SHT. 12A.

FOR CONT. SEE C-205789 SH. 11

Y-32-5		E-108457 SH. 5	
RE DRAWING NO.		PP&L DRAWING NO.	
REFERENCE DRAWINGS			
0	INITIAL ISSUE	4/3/84	TAG 43-8
REV	DESCRIPTION	DR CH	APPROVED DATE
NON-QUALITY RELATED			
SUSQUEHANNA S.E.S.			
UNIT 2			
APPENDIX "R"			
DEVIATION REQUEST NO. 11			
PENETRATION X-32-5-41			
AREA 32	ELEV 749'-1"	SCALE	NA
PENNSYLVANIA POWER & LIGHT COMPANY ALLENTOWN PA.			
PP&L DRAWING NO.	SHEET NO.	REV. NO.	
C-205789	12	0	
RE DRAWING NO.	C-1693 SH. 12		

TI
 APERTURE
 CARD



LOCATION CODES: G 2 B 0 1 C F SORTS

PP&L FORM 3555C (1/84)

PDR RIDS

8604250052

