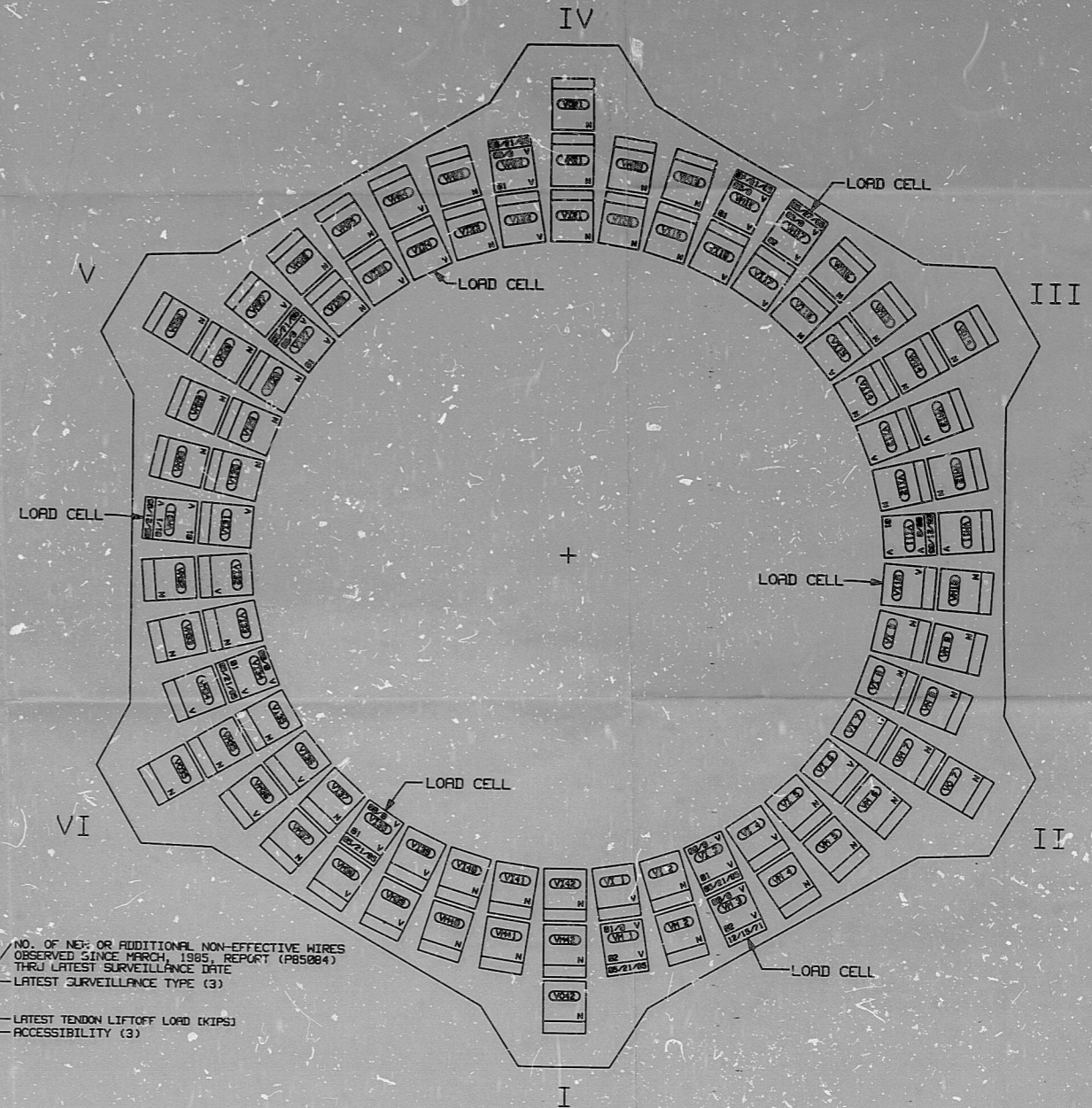
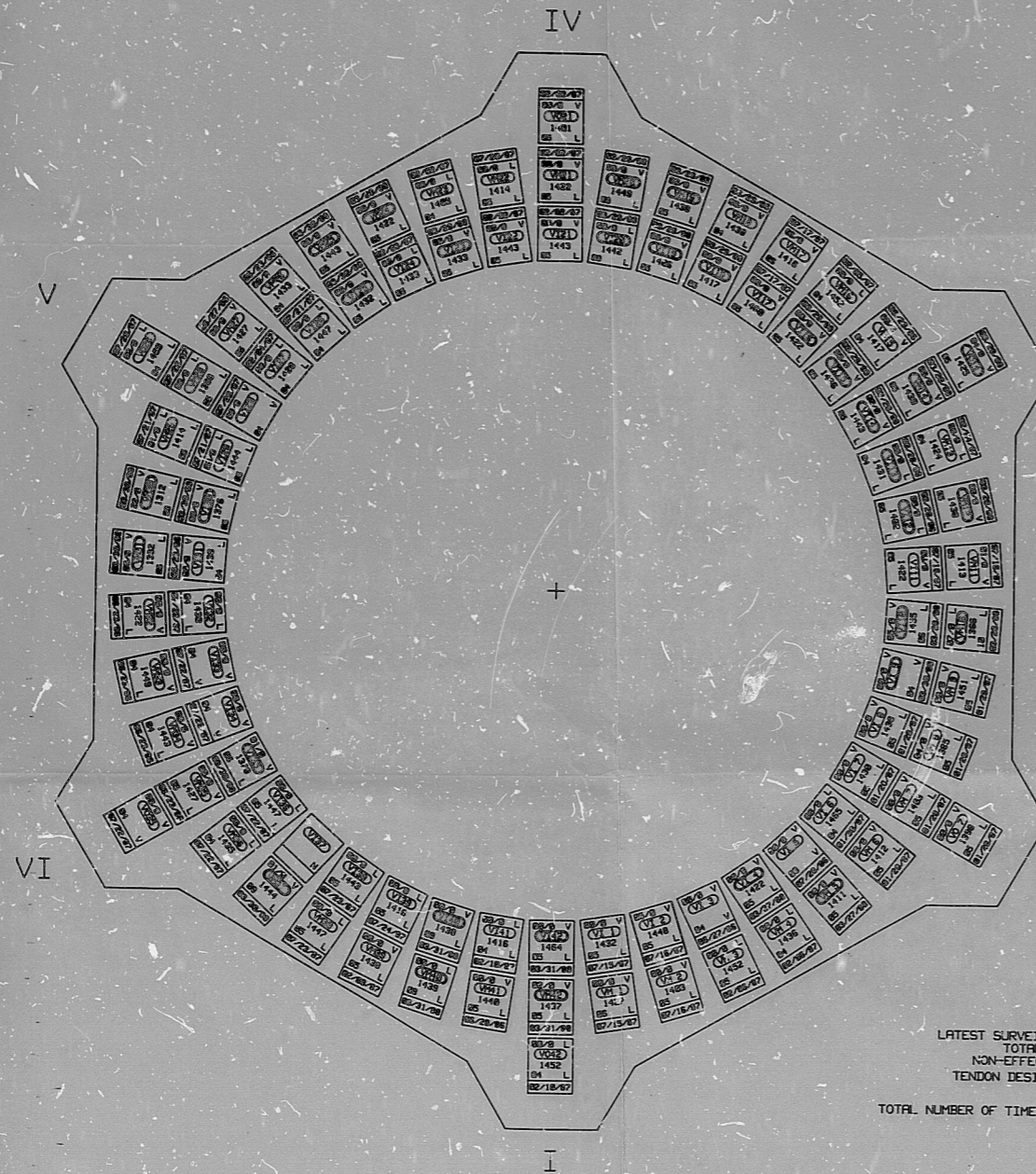


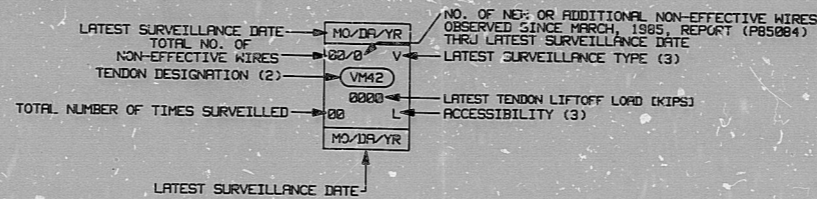
PLAN - TOP OF LONGITUDINAL TENDONS



REFLECTED PLAN - BOTTOM OF LONGITUDINAL TENDONS



KEY (1)



NOTES:

- 1) ALL INFORMATION PROVIDED IS ON A "PER TENDON END" BASIS.
- 2) A HEAVY OVAL AROUND TENDON DESIGNATION INDICATES THAT THIS TENDON END HAS HAD A SURVEILLANCE SINCE THE JANUARY, 1988 TENDON SURVEILLANCE REPORT.  
EXAMPLE:  
VM2 NO SURVEILLANCE SINCE JANUARY, 1988 REPORT.  
VM2 SURVEILLANCE SINCE JANUARY, 1988 REPORT.
- 3) V - VISUAL INSPECTION ONLY OF TENDON END ANCHOR ASSEMBLY.  
L - LIFTOFF PLUS VISUAL INSPECTION OF TENDON END ANCHOR ASSEMBLY AND WIRE BUNDLE.  
D - DETENSIONED.  
N - NOT ACCESSIBLE FOR VISUAL OR LIFTOFF.

DRAWING GENERATED FOR TENDON INTERIM SURVEILLANCE REPORT, AUGUST, 1988.

DRAWING NUMBER 13569.07-EC-1A

|                                       |                                       |          |                            |              |
|---------------------------------------|---------------------------------------|----------|----------------------------|--------------|
| Public Service<br>Company of Colorado | PCRV TENDON SURVEILLANCE PLAN SHEET 1 | CHKD     | CORRECT                    | DATE         |
|                                       |                                       | APPROVAL |                            |              |
|                                       |                                       | M        | BY: HELLING DATE: 08/15/88 | CHKD: JTC    |
|                                       |                                       | R        | SCALE                      | SHEET 1 OF 4 |

FT. ST. VRAIN

8809160227

SI APERTURE CARD

PDR RIDS

8809160227

