E-1174 SH.2 | M-198 | M-1045 | M-103

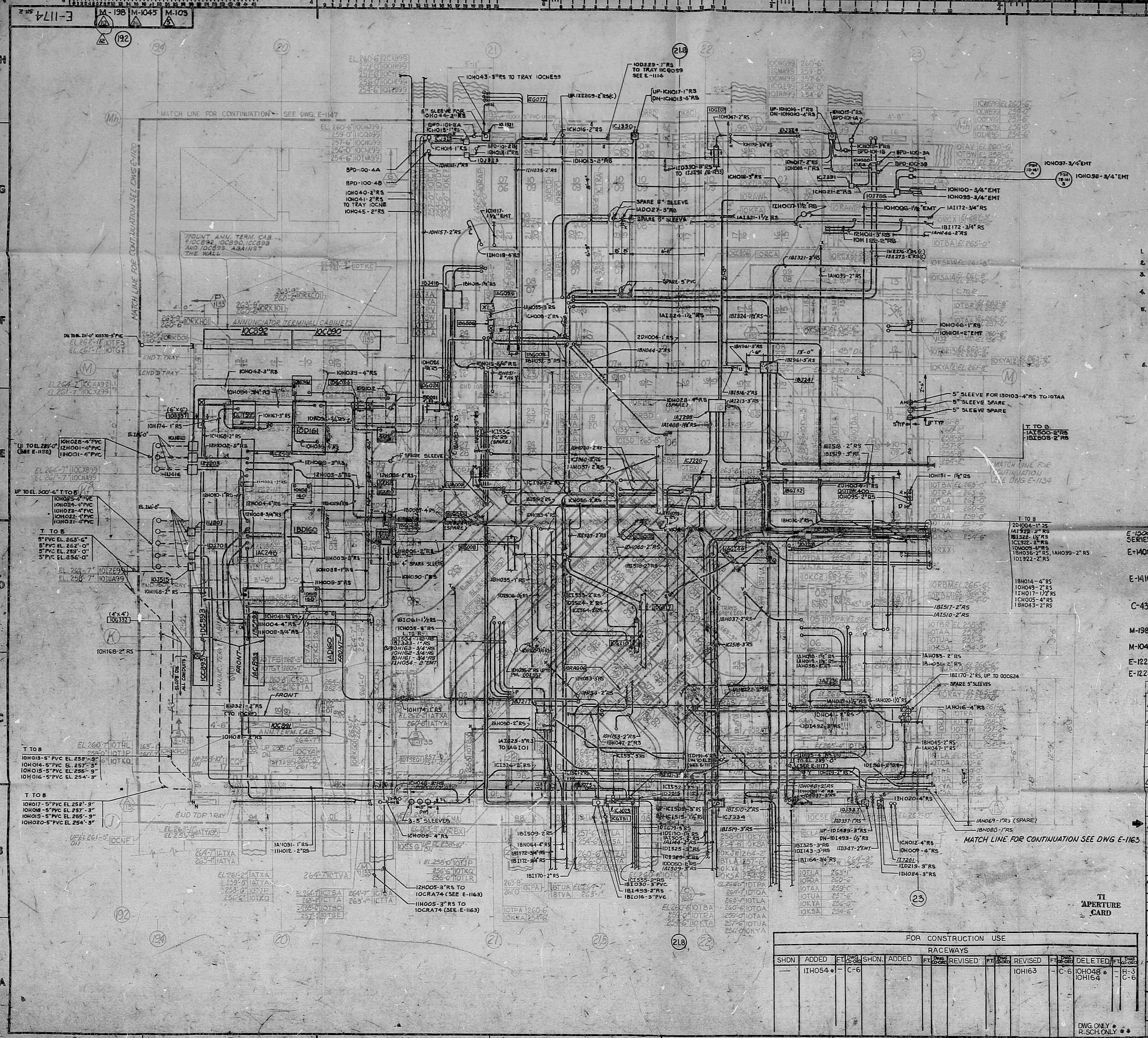

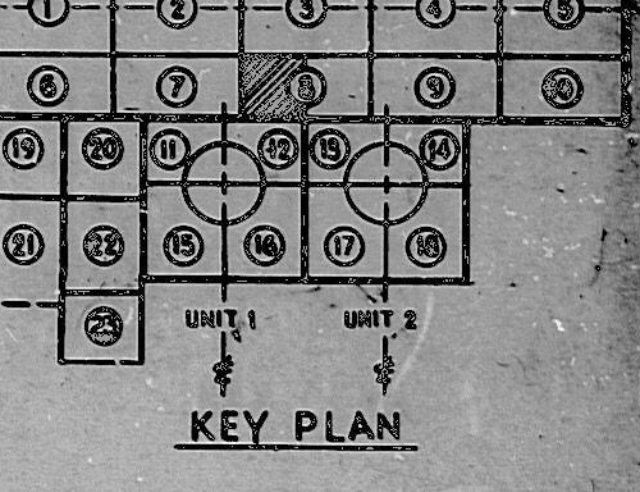

KEY PLAN

NOTES

1. FOR "Mh" WALL ELEVATION, SEE DWG E-1145.
2. FOR "J" WALL ELEVATION, SEE DWG E-1183.
3. FOR CONTINUATION OF RACEWAY UP, SEE DWG E-1126. AND DOWN DWG E-1117.
4. FOR TRAY LAYOUT, SEE DWG E-1118 FOR GUTTER LAYOUT, SEE DWG E-1174 SH. 1.
5. THE CONDUITS LISTED BELOW ARE OUTSIDE OF THE TWO FOOT TOLERANCE BUT ARE SHOWN WITHIN THE FIVE FOOT TOLERANCE OF THE AS BUILT LOCATION AS PER FCR # E-7219F:
   a. 1BH020 (F-6) b. 1CH008 (F-5) c. 1DH050(E-5) d. 1CH035(E-5) PER FCR E-7291F PAGE 16. e. 1BH032(F-5) PER FCN 2908E
6. THE FOLLOWING FCRS & FCNS ARE LISTED FOR REFERENCE ONLY. REFER TO THE PARTICULAR FCR OR FCN FOR DETAILS a. 2879E (C/4), b. 4026E, C. 4102E

REFERENCE DRAWINGS

E-1500 SERIES	RACEWAY SCHEDULE 1 UNIT AND COMMON.
E-1406	CONDUIT AND CABLE TRAY SYMBOLS, NOTES AND DETAILS.
E-1410	TERMINAL AND PULL BOX NOTES, DETAILS AND SCHEDULES.
C-432	CONTROL ROOM AREA STRUCTURAL STEEL FRAMING PLAN EL 254'-0" AND EL 269'-0".
M-198	PIPING & MECHANICAL.
M-1045	HEATING, VENT, & AIR CONDITIONING.
E-1225	TRAY SUPPORTS.
E-1221	ELECTR. EMBED LOCATIONS

NO.	DATE	REVISION
12	3/22/84	INCORP. FCR E9359F, E9474F, E9552F & E9514F.
11	12/19/83	INCORP. FCR E9047F, E9145F, E9318F. REV. NOTE 6 TO REF. FCN 4102E. ADD, REV. & DEL. RACEWAYS
10	10/20/83	INCORP. FCR E9025F, E9053F, E9064F, E9063F, E9047F, E8937F, FCN 3876E, 4009E, DCN 42. REV. NOTE 6 TO REF. FCN #4026E. ADDED RACEWAY FOR DCP 118.
9	8/5/83	INCORP. FCN 3742E. ADDED RACEWAYS FOR DCP-85.45.
8	6/16/83	INCORP. DCN #40, FCN # 3457E, FCRS # E8574F, E8499F, E8538F, E8548F, E8580F, E8438F, E8440F, E8649F, E8647F, FCN # 231N.
7	4/1/83	INCORP. FCR E8360F, E8439F, E8440F, E8447F, DCNS # 37, 38, 39 & FCR E8809F (INCORP. IN REV. 6) FCN 119N
6	3/7/83	ADDED NOTE 6 TO REF. FCN 2879E. REV. NOTE 5 TO REF. FCN 2908E. INCORP. DCN 33 & 35, FCN 2734E (REV) FCR E-8011 (INC. IN REV 5), E-8154 (REV), E-8203, E-8212 (REV), E-8219 (REV), E-8257, ADD RACEWAY PER DCP 42 & RMMS, MCD 887.
5	12/20/82	ADDED PANELS, INCORP FCRS E-7746, E-7842, E-7939, FCN 2546E, ADD, REV. & DEL. RACEWAYS
0	7/23/81, 10/20/82	REDRAWN, INCORP. DCN #21, FCRS E-4719, F-4720, F-4994, F-5042, E-5083 & ISSUED FOR CONSTRUCTION

SCALE 3/16"=1'-0" | DESIGNED G. KUMANSKY | DRAWN J. E. JAMES

BECHTEL
SAN FRANCISCO

LIMERICK GENERATING STATION UNITS 1 & 2
PHILADELPHIA ELECTRIC COMPANY

CONDUIT LAYOUT - TURBINE ENCLOSURE UNIT 1 COLUMNS N-J & 19.2-23 (AREA 8) CABLE SPR. RM-PLAN EL. 254'-0" SLAB & ABOVE

JOB No.	DRAWING No.	REV.
8031	E-1174 SH. 2 OF 2	12

FOR CONSTRUCTION USE — RACEWAYS

SHDN	ADDED	FT.	DWG CO-ORD	SHDN.	ADDED	FT.	DWG CO-ORD	REVISED	FT.	DWG CO-ORD	REVISED	FT.	DWG CO-ORD	DELETED	FT.	DWG CO-ORD
—	1IH054 *	-	C-6								1OH163	-	C-6	1OH048 * / 1OH164	- / -	H-3 / C-6

DWG. ONLY *
R. SCH. ONLY **

TI APERTURE CARD

8708280126

PDR RIDS

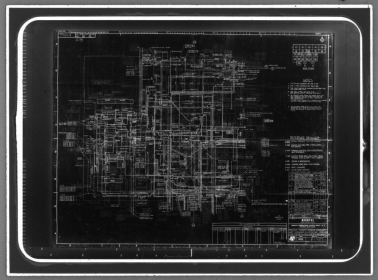

MM 5824 FILMSORT® Broad Aperture 8 Camera Cards and DUPLICARD® Broad Copy Cards—Product of 3M—St. Paul, Minn.