


NOTES

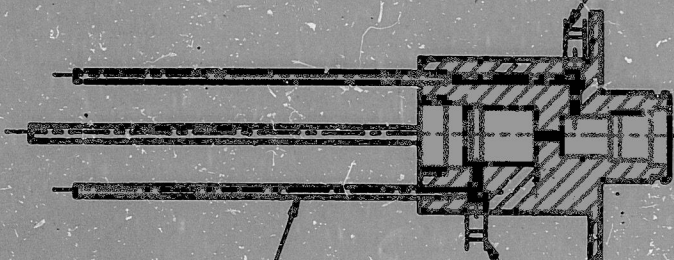
- 1~CARE MUST BE TAKEN TO PROTECT THE INTERNAL BORES AND THREADS.
- 2~THE PIPES SHOULD BE PARALLEL TO EACH OTHER.
- 3~2off~BLANKING BILLETS TO BLANK OFF CROSS HOLES, PART NUMBER 200061.
- 4~THE PIPES AND THE BLANKING BILLETS SHOULD BE FITTED INTO THEIR HOLES, AND THEN VACUUM BRAZED.
- 5~NO BRAZE SHOULD BE ALLOWED TO RUN DOWN THE HOLES CAUSING THEM TO BLOCK.
- 6~ALL COMPONENTS MUST BE CLEANED BEFORE AND AFTER BRAZING.

PART NO. 81820



SEP 27 1994

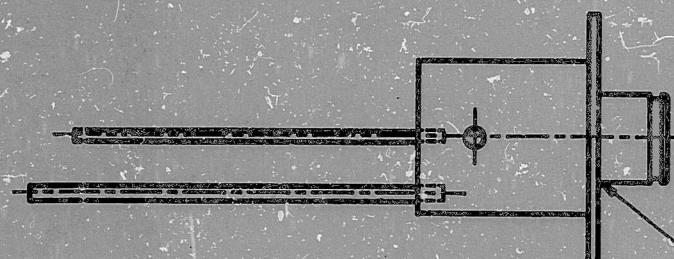
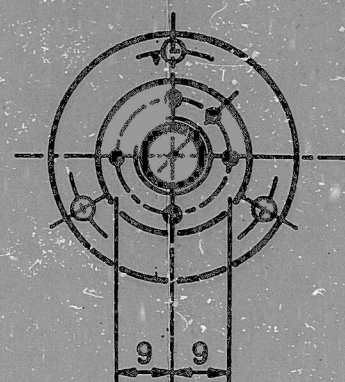
SEE NOTE.3.



2 OFF ~ PART NO. 81048

SEE NOTE.3.

ANSTEC
APERTURE
CARD



PART NO. 200035

9602290190

DATE	17/11/92	14/3/94	8-7-94																	
CONFORMS TO BS308	1 : 1	1 : 1	1 : 1	1 : 1	1 : 1	1 : 1	1 : 1	1 : 1	1 : 1	1 : 1	1 : 1	1 : 1	1 : 1	1 : 1	1 : 1	1 : 1	1 : 1	1 : 1	1 : 1	1 : 1
17/11/92	17/11/92	17/11/92	17/11/92	17/11/92	17/11/92	17/11/92	17/11/92	17/11/92	17/11/92	17/11/92	17/11/92	17/11/92	17/11/92	17/11/92	17/11/92	17/11/92	17/11/92	17/11/92	17/11/92	17/11/92
DIM. DO NOT SCALE PRINT				REMOVE ALL BURRS & SHARP EDGES				TOLERANCES UNLESS OTHERWISE STATED												
1 : 1				STAINLESS STEEL				VOLUME NUMBER 40.4												
1 : 1				STAINLESS STEEL				1. DIMENSIONAL PLACES - ±0.2												
1 : 1				STAINLESS STEEL				2. DIMENSIONAL PLACES - ±0.1												
1 : 1				STAINLESS STEEL				SCREEN THREADS MOD. FIT												
1 : 1				STAINLESS STEEL				ANGLES ±30°												
1 : 1				STAINLESS STEEL				VACUUM BRAZING ASSEMBLY DETAIL												
1 : 1				STAINLESS STEEL				200008												
1 : 1				STAINLESS STEEL				1A3												

9602290190

PDR RIDS

9602290190

