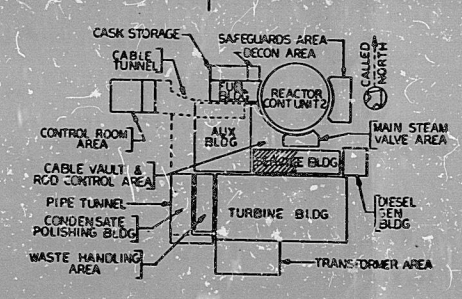
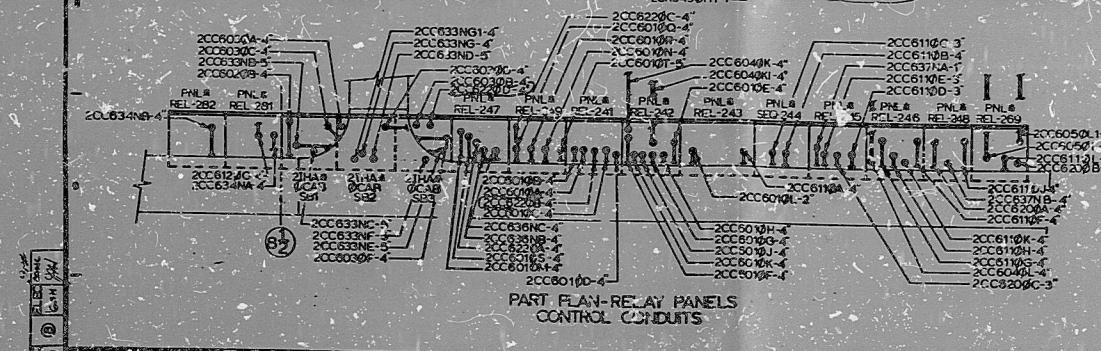
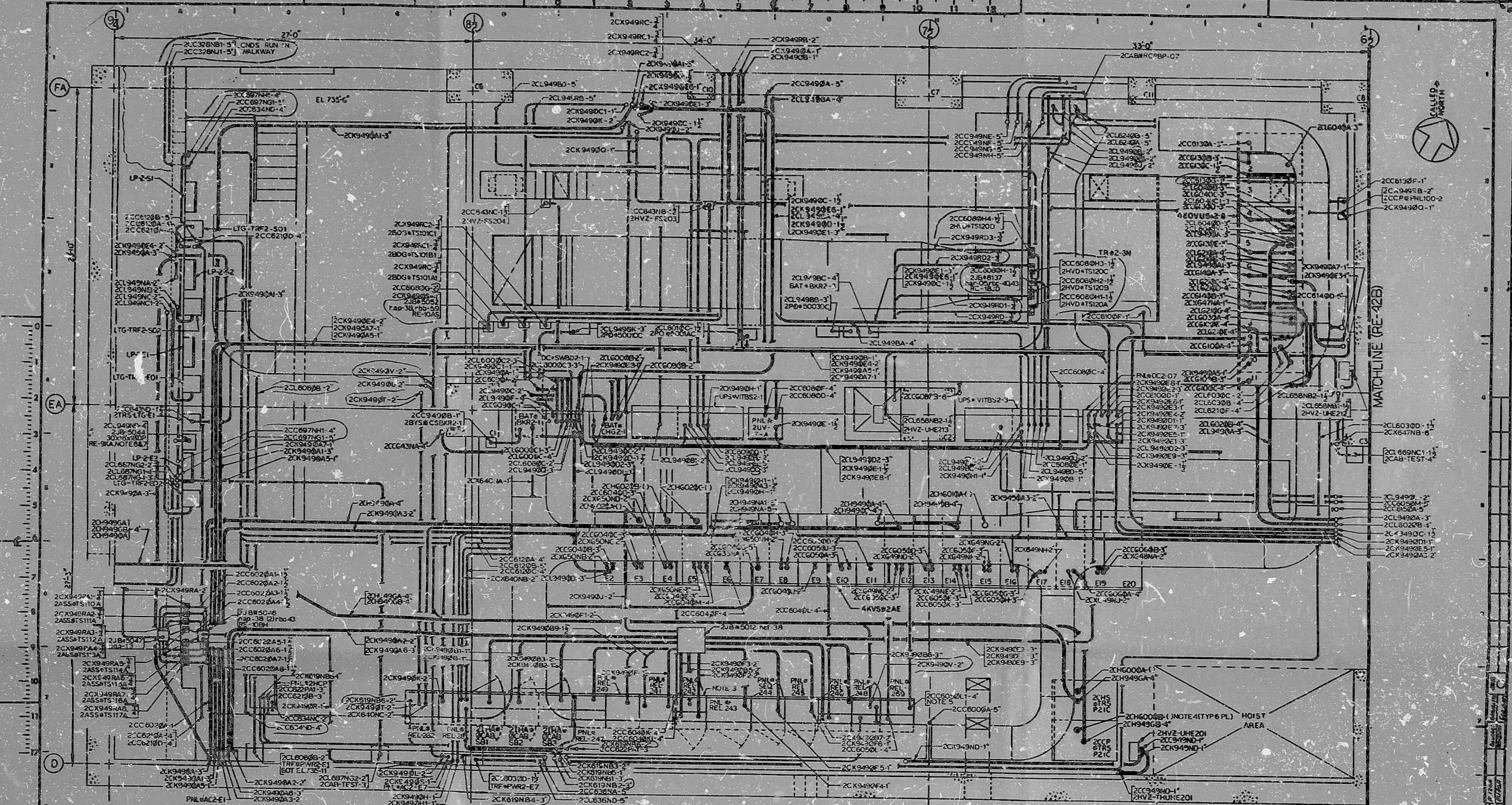


No. 10090-RE-42A



- NOTES:
1. ALL JUNCTION BOXES WITH TERMINAL BLOCKS SHALL BE MOUNTED IN A VERTICAL MODE IN THE DOWN COMING CONDUIT 5'0" OR LESS ABOVE FLOOR WHERE PRACTICAL.
 2. BATT ROOM 2-12-2-3-2-4-2-5 ARE SHCAN ON RE-421.
 3. FIELD TO PROVIDE ALUMINUM TOP HAT 2'-6" x 4'-6" x 6" DEEP WITH ACCESS PLATES FRONT AND REAR.
 4. (1) RACKWAY IS FOR ARMOR TERMINATOR SIZE LISTED IN EC-9 IS FOR FILL, PURPOSES ONLY.
 7. FIELD TO INSTALL REMOVABLE MICARTA BARRIER 1/4" THK (MAY) IN JG BELOW COVERS.

PORTIONS OF THIS DOCUMENT ARE
NUCLEAR SAFETY RELATED

FOR CONTROL ROOM IDENTIFICATION SEE PLAN (C-9)
 6. HEAVY SIGN ON OUTSIDE OF JUNCTION BOX DANGER LIVE EXPOSED BUS

FOR BILL OF MATERIAL NO. 10090-RE-42A		DUQUESNE LIGHT COMPANY		CONDUIT PLAN SERVICE BUILDING	
DATE	10-17-71	AMOUNT	100	NO.	10090-RE-42A
BY	J. J. J.	PRICE	100.00	NO.	10090-RE-42A
CHECKED	J. J. J.	DATE	10-17-71	NO.	10090-RE-42A
APPROVED	J. J. J.	BY	J. J. J.	NO.	10090-RE-42A
DATE	10-17-71	BY	J. J. J.	NO.	10090-RE-42A
BY	J. J. J.	DATE	10-17-71	NO.	10090-RE-42A
CHECKED	J. J. J.	BY	J. J. J.	NO.	10090-RE-42A
APPROVED	J. J. J.	DATE	10-17-71	NO.	10090-RE-42A

8409210253

PDR RIDS

8409210253

