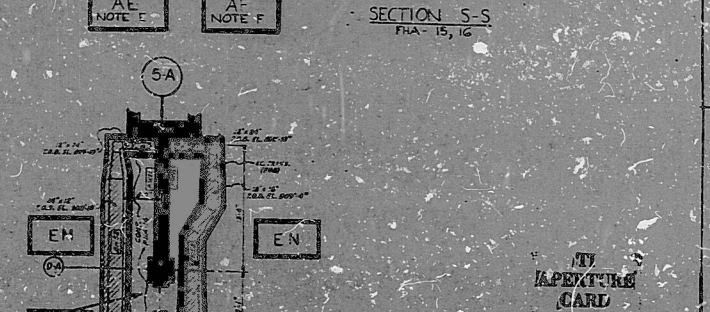
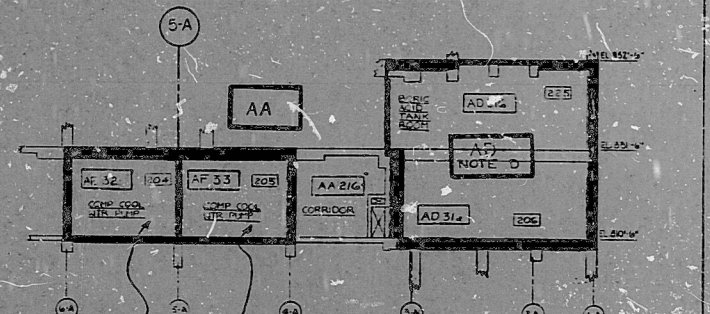
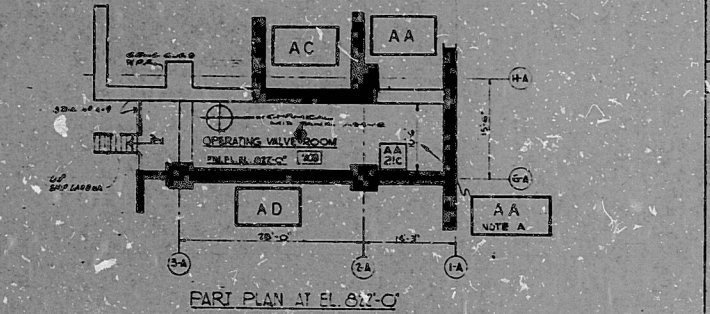
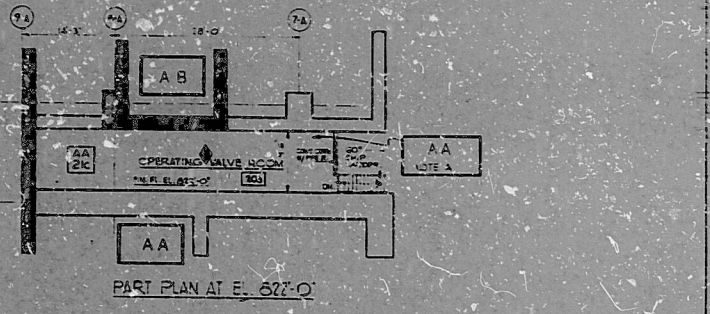


UNIT 1

AA	WALL PENETRATION
AC	WALL PENETRATION
AD	WALL PENETRATION
AE	WALL PENETRATION
AF	WALL PENETRATION
EM	WALL PENETRATION
EN	WALL PENETRATION
EA	WALL PENETRATION
EB	WALL PENETRATION
EC	WALL PENETRATION
ED	WALL PENETRATION
EE	WALL PENETRATION
EF	WALL PENETRATION
EG	WALL PENETRATION
EH	WALL PENETRATION
EI	WALL PENETRATION
EJ	WALL PENETRATION
EK	WALL PENETRATION
EL	WALL PENETRATION
EM	WALL PENETRATION
EN	WALL PENETRATION
EO	WALL PENETRATION
EP	WALL PENETRATION
EQ	WALL PENETRATION
ER	WALL PENETRATION
ES	WALL PENETRATION
ET	WALL PENETRATION
EU	WALL PENETRATION
EV	WALL PENETRATION
EW	WALL PENETRATION
EX	WALL PENETRATION
EY	WALL PENETRATION
EZ	WALL PENETRATION



GENERAL NOTES

1. ALL WALLS SHALL BE CONCRETE OR BRICK WITH A MINIMUM OF 4" THICKNESS UNLESS OTHERWISE NOTED.
2. ALL WALLS SHALL BE FINISHED WITH GYP. BOARD UNLESS OTHERWISE NOTED.
3. ALL WALLS SHALL BE PAINTED UNLESS OTHERWISE NOTED.
4. ALL WALLS SHALL BE CLEANED UP AND REPAIRED AS NECESSARY.
5. ALL WALLS SHALL BE MAINTAINED IN GOOD CONDITION.
6. ALL WALLS SHALL BE REPAIRED AS NECESSARY.
7. ALL WALLS SHALL BE REPAIRED AS NECESSARY.
8. ALL WALLS SHALL BE REPAIRED AS NECESSARY.
9. ALL WALLS SHALL BE REPAIRED AS NECESSARY.
10. ALL WALLS SHALL BE REPAIRED AS NECESSARY.

FOR COMPLETE LEGEND SEE FHA-1.

REFERENCES DRAWINGS

- FHA-1
- FHA-2
- FHA-3
- FHA-4
- FHA-5
- FHA-6
- FHA-7
- FHA-8
- FHA-9
- FHA-10
- FHA-11
- FHA-12
- FHA-13
- FHA-14
- FHA-15
- FHA-16
- FHA-17
- FHA-18
- FHA-19
- FHA-20
- FHA-21
- FHA-22
- FHA-23
- FHA-24
- FHA-25
- FHA-26
- FHA-27
- FHA-28
- FHA-29
- FHA-30
- FHA-31
- FHA-32
- FHA-33
- FHA-34
- FHA-35
- FHA-36
- FHA-37
- FHA-38
- FHA-39
- FHA-40
- FHA-41
- FHA-42
- FHA-43
- FHA-44
- FHA-45
- FHA-46
- FHA-47
- FHA-48
- FHA-49
- FHA-50
- FHA-51
- FHA-52
- FHA-53
- FHA-54
- FHA-55
- FHA-56
- FHA-57
- FHA-58
- FHA-59
- FHA-60
- FHA-61
- FHA-62
- FHA-63
- FHA-64
- FHA-65
- FHA-66
- FHA-67
- FHA-68
- FHA-69
- FHA-70
- FHA-71
- FHA-72
- FHA-73
- FHA-74
- FHA-75
- FHA-76
- FHA-77
- FHA-78
- FHA-79
- FHA-80
- FHA-81
- FHA-82
- FHA-83
- FHA-84
- FHA-85
- FHA-86
- FHA-87
- FHA-88
- FHA-89
- FHA-90
- FHA-91
- FHA-92
- FHA-93
- FHA-94
- FHA-95
- FHA-96
- FHA-97
- FHA-98
- FHA-99
- FHA-100

THE DRAWING SHOWS THE APPROXIMATE LOCATIONS AND NUMBER OF DETECTOR HEADS. FOR DETAILED SEE ELECTRICAL DRAWING NO. E-15-1-1013

LEGEND (SEE UNIT 1)

- 3 HOUR FIRE WALL
- 2 HOUR FIRE WALL
- 1 HOUR FIRE BREAK WALL
- WALL PENETRATION
- EXTERIOR WALL FIRE AREA BOUNDARY
- FIRE AREA DESIGNATION
- FIRE DOOR LABEL RAYING
- HOSE STATION
- WATER TOWER
- FIRE DETECTOR
- IONIZATION DETECTOR
- THERMAL DETECTOR
- THERMAL STRIP DETECTOR
- FLAME DETECTOR
- SPRINKLER SYSTEM
- DELUGE SYSTEM
- VALON SYSTEM
- FLOOR PENETRATION

TEXAS UTILITIES GENERATING CO.  
FIRE HAZARD ANALYSIS  
AUXILIARY & ELECT.  
CONTROL BUILDING  
E. 507'-0" & 510'-6"  
FHA-15  
1966

8408300301

PDR RIDS

