

PRC  
APERTURE  
CARD

- NOTES:  
 1. REFER TO DWG. M-81 FOR EQUIPMENT DRAINS.  
 2. ALL PACKAGE FILTER UNIT DRAIN PIPING SHALL BE FURNISHED AND INSTALLED BY Y-2739.  
 3. SPEC. CHANGE AT FILTER NOZZLE.
- Y- SPECIFICATION FURNISHED BY  
 Y- SPECIFICATION INSTALLED BY

DRAWING RELEASE RECORD				DRAWING RELEASE RECORD				DRAWING RELEASE RECORD			
REV.	DATE	BY	REASON	REV.	DATE	BY	REASON	REV.	DATE	BY	REASON
A	07-30-80										

REV.	DATE	BY	REASON	REV.	DATE	BY	REASON
A	07-30-80						

REV.	DATE	BY	REASON
A	07-30-80		

**DIAGRAM OF RADWASTE BUILDING VENT SYSTEM**

BYRON RADWASTE STORAGE UNITS 1 & 2  
 COMMERCIAL ENGINEERING CO.  
 CHICAGO, ILLINOIS

**DIAGRAM OF RADWASTE BUILDING VENT SYSTEM**

MARBLE HILL NUCLEAR GENERATING STATIONS 1 & 2  
 PUBLIC SERVICE INDIANA  
 PLAINFIELD, INDIANA

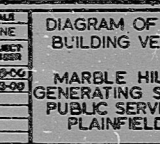


SCALE: NONE

PROJECT NUMBER: 4300-00

DATE: 07-30-80

DRAWING NO.: M-114

SHEET 2 OF 2



RIDS

8305110534

