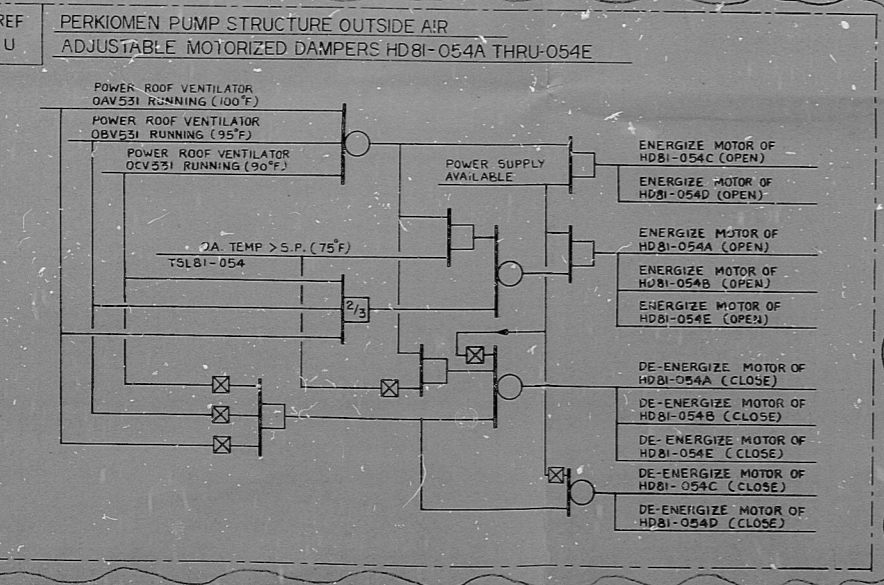
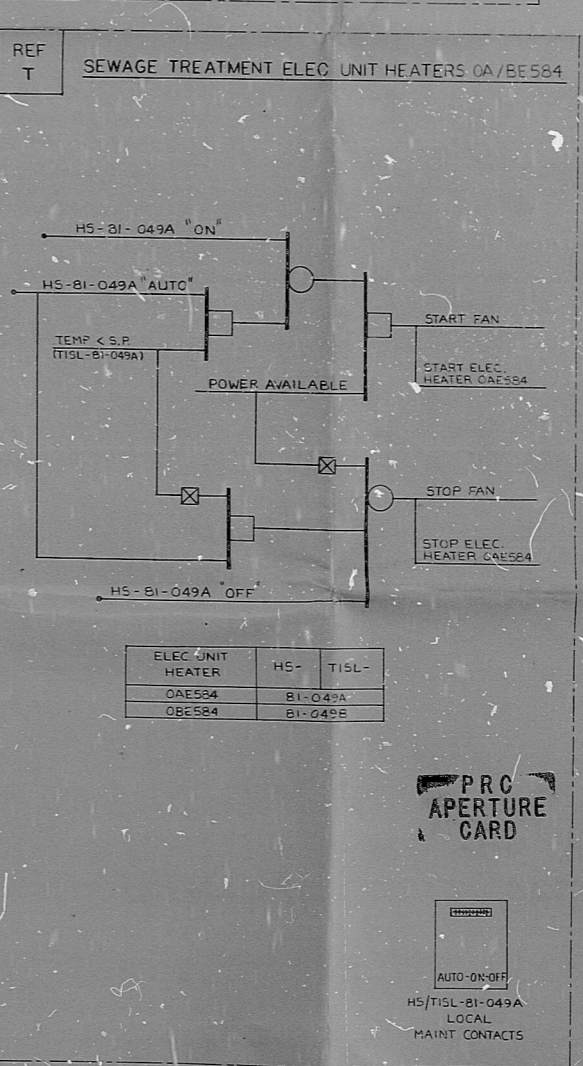
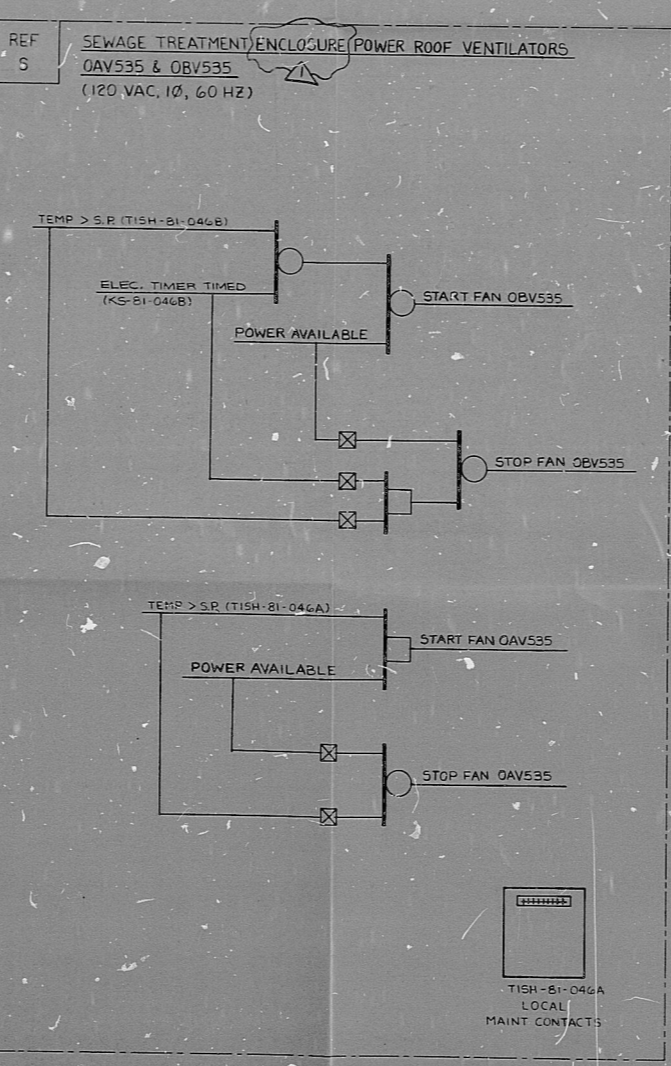

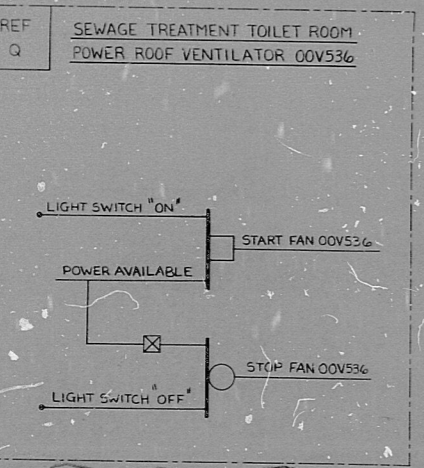


NOTES
THIS FUNCTIONAL DESCRIPTION DRAWING IS BASED ON P 610 M-B1, SHT 2, REV 11.



REFERENCE SCHEMATIC DRAWINGS

REF NO	DWG NO	TITLE
L	E-5026, 1022	PERKIOMEN PUMP STRUCTURE (SC-60) POWER ROOF VENTILATORS
M	E-3026, 2022	PERKIOMEN PUMP STRUCTURE (SC-60) ELECTRIC UNIT HEATERS
N	E-5026, 1022	PERKIOMEN PUMP STRUCTURE TOILET (SC-60) POWER ROOF VENTILATOR OOV532
P	(SC-65)	SCHUYLKILL RIVER PUMP STRUCTURE DEBRIS FACILITIES WALL EXHAUST FAN
Q	(SC-65)	POWER RM OF VENTILATOR OOV536
R	S-6001 (SC-65)	SEWAGE TREATMENT TOILET ROOM POWER ROOF ELEC HEATER OOE591
S	E-6001 (SC-65)	SEWAGE TREATMENT PLANT POWER ROOF VENTILATORS
T	E-6001 (SC-65)	SEWAGE TREATMENT ELEC UNIT HEATERS
U		PERKIOMEN PUMP STRUCTURE OUTSIDE AIR ADJUSTABLE MOTORIZED DAMPERS

PRC APERTURE CARD

BECHTEL
SAN FRANCISCO

LIMERICK GENERATING STATION UNITS 1 & 2
PHILADELPHIA ELECTRIC COMPANY

FUNCTIONAL DESCRIPTION
MISCELLANEOUS STRUCTURE-HVAC

JOB No.	DRAWING No.	SHT	REV
8031	M-81FD	4	1

REF L,M,N,P,Q,R,S,T,U 830412.0304

This drawing and the design it contains are the property of BECHTEL. They are hereby loaned to you on the borrower's express agreement that they will not be reproduced, copied, loaned, exhibited, nor used except in the limited way and provide not intended by any written consent given of the lender to the borrower.

RIDS

8304120304

