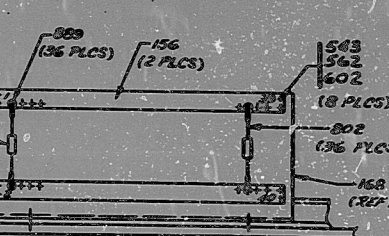
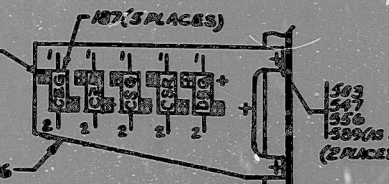
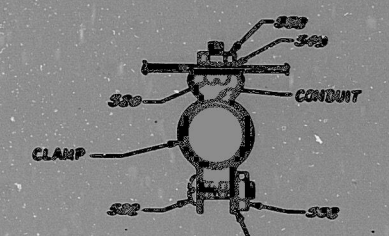


TABLE I (CONT)

PART NO.	MARKING	QTY	UNIT
102B	(1) DW PRG TRM B RLT (2) DISE OVQ02VB	162	12
1029	(1) DW PRG TRM B RLT (2) LO FLOW TRPR OVQ03VB	162	
1030	(1) DW PRG EXH FAN (2) OVQ03CB	166	
1031	(1) DW PRG EXH FAN B (2) ROL DMFR OVQ07VB	162	
1032	(1) CHMT BLDG SPRY MED (2) ISOL BYP VLV VQ003AB (3) CLOSE (3) OPEN	164	
1033	SEE DETAIL F	161	
1034	(1) CHMT BLDG EXH/PRG (2) MED ISOL VLV VQ004AB (3) AUTO (3) CLOSE (3) OPEN	164	
1035	(1) CHMT BLDG EXH/PRG (2) OTW ISOL VLV VQ004AA (3) AUTO (3) CLOSE (3) OPEN	164	
1036	(1) DW PRG TRM B ELEC (2) BLUST COIL OVQ03AB (3) OFF (3) ON	163	
1037	(1) DW PRG LOW FLOW (2) EXH FAN OVQ03CB	166	
1038	(1) DW PRG TRM A LOFL (2) ELEC HTR OVQ09AB	166	
1039	(1) DW PRG LOFL EXH FAN (2) B ROL DMFR OVQ03VB	162	
1040	(1) DW PRG TRM B (2) DELUGE VLV OVQ06A (3) CLOSE (3) OPEN	164	
1041	(1) DW PRG SUPPLY OUT BD (2) ISOL VLV VQ003A (3) CLOSE (3) OPEN	164	
1042	(1) DW PRG SPRY MED (2) ISOL VLV VQ003B (3) CLOSE (3) OPEN	164	
1043	(1) CHMT BLDG EXH OUT BD (2) ISOL BYP VLV VQ006B	164	
1044	(1) CHMT BLDG EXH OUT BD (2) ISOL BYP VLV VQ006A (3) CLOSE (3) OPEN	164	
1045	(1) DW PRG NORM EXH DMFR (2) VQ02Y (3) AUTO (3) CLOSE (3) OPEN	164	
1046	(1) DW PRG TRM C RLT (2) DMFR OVQ06YC	162	
1047	(1) DW PRG TRM C RLT (2) LO FLOW DMFR OVQ03YC	162	
1048	(1) DW PRG EXH FAN (2) OJ02CC	166	
1049	(1) DW PRG TRM B LOFL (2) ELEC HTR OVQ09AB	166	
1050	(1) DW PRG EXH FAN C (2) ROL DMFR OVQ07YC	162	
1051	(1) DW PRG TRM C ELEC (2) BLUST COIL OVQ09AC (3) OFF (3) ON	163	
1052	(1) DW PRG LOW FLOW (2) EXH FAN OVQ03CC	166	
1053	(1) DW PRG TRM C LOFL (2) ELEC HTR OVQ09AC	166	
1054	(1) DW PRG LOFL EXH FAN (2) C ISOL DMFR OVQ03YC	162	
1055	(1) CHMT BLDG VENT (2) SVS SWITCH (3) MANUAL (3) AUTO	164	12



TERA
APERTURE
CARD

DATE: 10/15/80
COP: [Signature]
AUG 18 1981
FOR REFERENCE ONLY
Not To Be Used For Construction

NO.	REV.	DATE	BY	CHKD.
2	NE97239			

112D 2140
SAN JOSE
AUG 10 1981

RIDS

811120426

