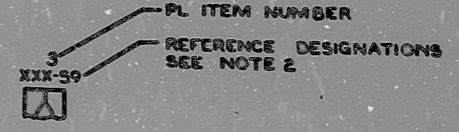





GENERAL SYSTEM		147D7100
SUB ASSY		2
147D7100	INSERT	P680-4C
ISSUED		
N13-P680	OVERALL REVISION	4
	SUMMARY SHEET	14
		26

- NOTES:
- FOR ITEM 1 THRU 100 SEE NSS EDL ITEM 152
 - MARK REFERENCE DESIGNATION PER 22A5918 ADJACENT TO DEVICE ON REAR OF INSERT.
 - WIRE INSERT PER WIRE LIST ITEM 154.
 - FOR CONTACT ARRANGEMENT SEE 272A7472.
 - FOR CONTACT ARRANGEMENT SEE 851E392.
 - CUTLER HAMMER SWITCHES ARE TO BE MOUNTED USING COLLAR AND MOUNTING BRACKET ITEMS 197 AND 198.



TERA APERTURE CARD



FRONT VIEW

REV	DATE	BY	CHK'D BY	DESCRIPTION	REVISED BY	CHK'D BY
1	9-17-79	J.W. WRIGHT	SRD	AMC-313	PR 1425C	
2	8-24-79	W. LANFORD	DRL	REVISED SH 2	242B	
3	8-24-79	J. AKAVUTI	DRL	REVISED SH 2	040E	
4	9-9-79	J. DAVALLE		CHKD BY A. TANAKA	243A	
					426C	

IPC
AUG 18 1981

FOR REFERENCE ONLY
Not To Be Used For Construction

RIDS

811100802

