


WPPS-3240G-5371



22"  
17"  
11"  
8.5"  
11"  
17"  
22"

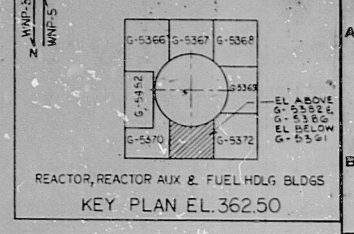
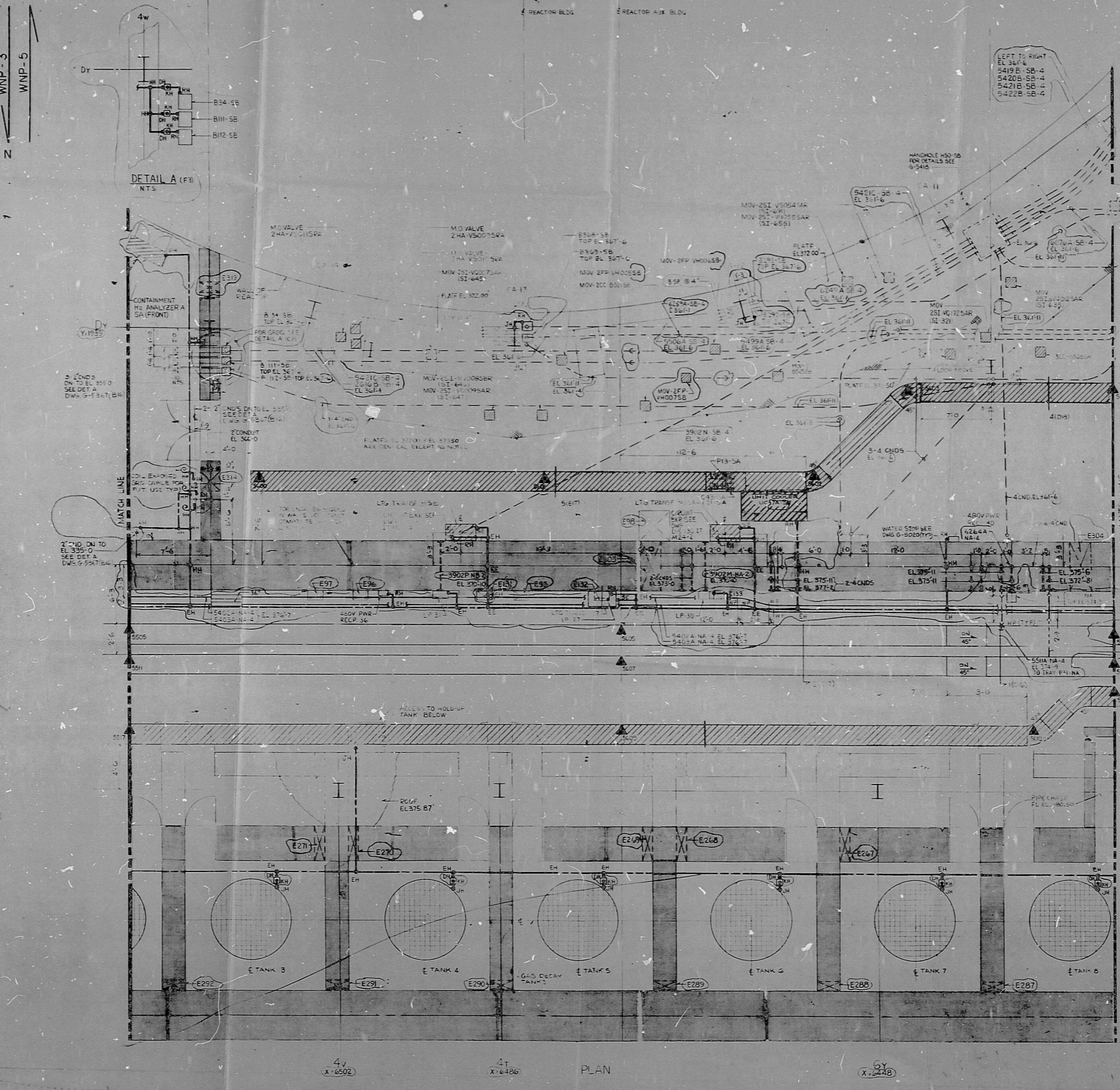


Table with 3 columns: Symbol, Description, and Notes. It lists various electrical symbols and their corresponding descriptions.

NOTE  
FOR GENERAL NOTES SYMBOLS REFERENCE  
DRAWING SEE DRAWING 5371

**POOR ORIGINAL**

INFORMATION REQUIRED TO COMPLETE THIS DRAWING  
1 - COMPLETE CABLE & CONDUIT LIST

THIS DRAWING CONTAINS:  
CONSTRUCTION CONTRACT NO. 255  
CONSTRUCTION CONTRACT NO. 225  
CONSTRUCTION CONTRACT NO. 262

THE SCOPE OF THE IIA CONTRACT INCLUDES ALL EMBEDDED  
PIPE, WALK IN WALLS & FLOOR ABOVE EL. 355 TO UP TO  
AND INCLUDING EL. 360.00 FL. 548

THE SCOPE OF THE IIS CONTRACT INCLUDES THE INSTALLATION OF  
ELECT. EQUIPMENT & EXPANDED EQUIPMENT GROUND TERMINATIONS  
WITHIN SCOPE OF CONTRACT & CABLING TRAYS

THE SCOPE OF THE IIS CONTRACT INCLUDES ALL EXPANDED  
GROUNDING TERMINATIONS NOT COVERED BY CONTRACT 225.  
ALL EXPANDED CONDUITS & BOXES WITHIN SCOPE OF THIS  
CONTRACT FOR FURTHER DETAILS SEE CONSTRUCTION  
SPECIFICATIONS.

WPPS QUALITY CLASS I.I.G.  
THIS DRAWING INCORPORATES ALL APPROVED R.I.S. CHANGE  
NOTICES RECEIVED AS OF 11/1/76

APPROVED FOR CONSTRUCTION  
NUCLEAR SAFETY RELATED

NO.	DATE	REVISION	BY	CHK.	APPROVED
1	11-19-76	ISSUED FOR CONSTRUCTION			
2	11-19-76	REVISION TO DRAWING			
3	11-19-76	REVISION TO DRAWING			

WASHINGTON PUBLIC POWER SUPPLY SYSTEM  
NUCLEAR PROJECTS NO. 385-  
1984-1990 RIV. INSTALLATION  
FUEL-BUILDING INSTALLATION  
REACTOR AUXILIARY BLDG. EL. 362.50  
CONDUIT TRAYS & GRDG. SH. 6  
EBASCO SERVICES INCORPORATED  
WPPS-3240  
G-5371

PLAN



RIDS

8303390609

