

34

34

22

22

17

17

11

11

5.9

5.9

8.5

8.5

11

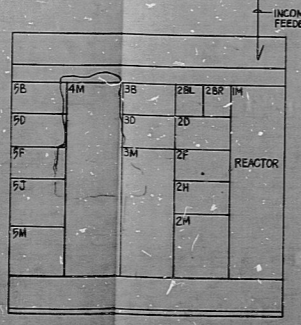
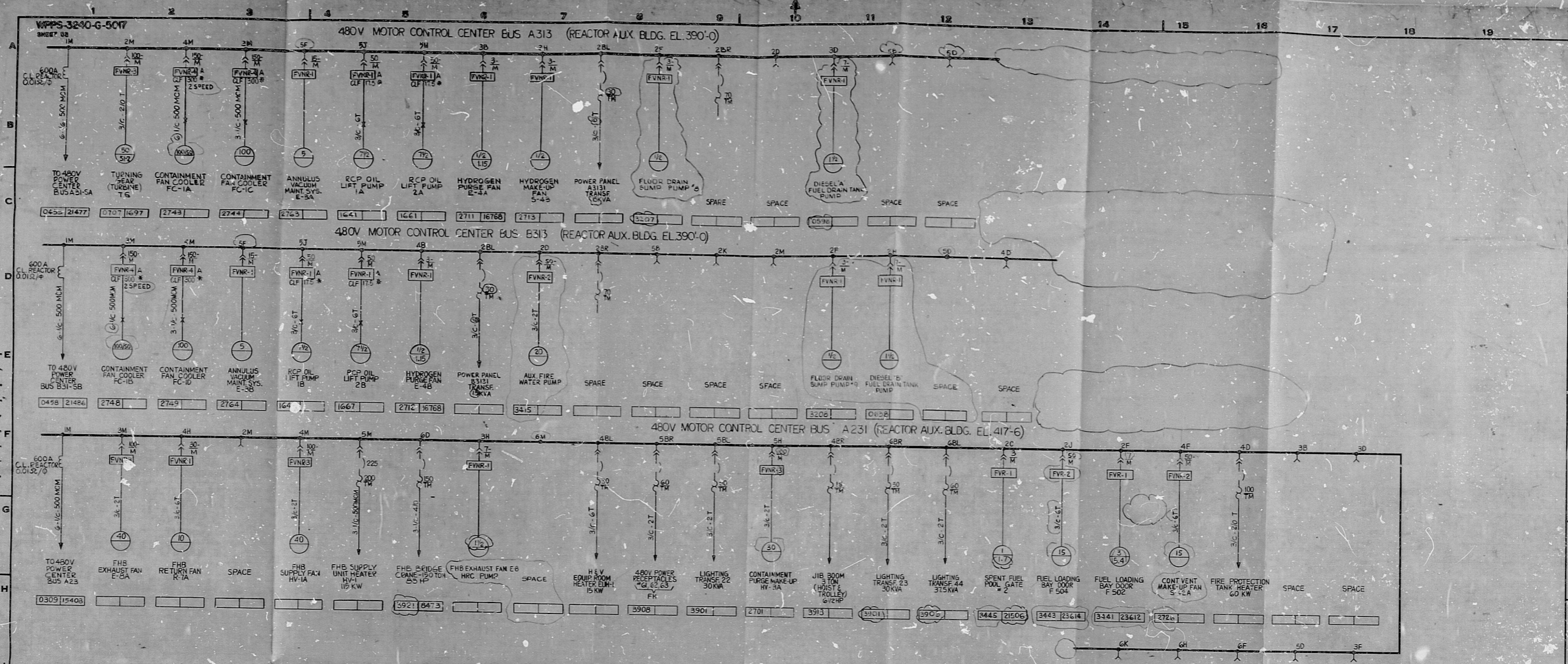
11

17

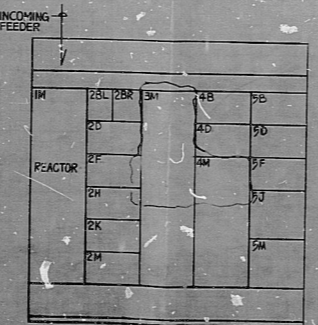
17

22

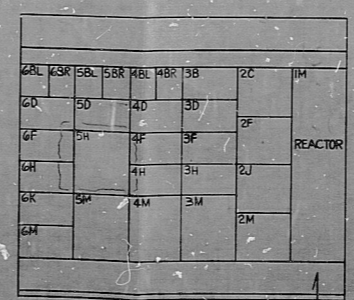
22



MCC A313 (FRONT VIEW)



MCC B313 (FRONT VIEW)



MCC A231 (FRONT VIEW)

NOTE:
 1. FOR GENERAL NOTES, 480V MOTOR CONTROL CENTER NOTES, SYMBOLS, ABBREVIATIONS & REFERENCE DRAWINGS SEE DWG G-5017 SHEET 1.
 * SEE DWG G-5017 SHEET 1 FOR APPLICABLE DIAGRAM

WPPSS QUALITY CLASS I, II & G

PRO APERTURE CARD

ADDED: 480V (E7, E1) MOTOR STARTERS CWD EMDRAC REF DWGS AS CIRCLED
 DELETED: CAPTIONS (A) THROUGH (M) IN THE CWD'S; NOTE RELEASED; NOTE REWIND; 480V EQUIP DATA TABLES; 480V MOTOR DATA; COMP. NOS. AS CIRCLED; S.L.T. LIP FRONT VIEW.

3 14-20-82
 RELEASED: MCC A231
 ADDED: CWD EMDRAC REFERENCE DWGS; MOTOR DATA AS CIRCLED
 DELETED: (E7, E1) STARTERS
 REVISED: FRONT VIEWS AS CIRCLED; MINOR DIMENSIONS
 2 11-8-79

APPROVED: [Signature]
 DATE: [Date]
 DESIGNED: [Signature]
 CHECKED: [Signature]
 DRAWN: [Signature]

WASHINGTON PUBLIC POWER SUPPLY SYSTEM
 NUCLEAR PROJECTS NO. 385
 480V-480V INSTALLATION
 480V MOTOR CONTROL CENTER DATA SHEET
 480V MOTOR CONTROL CENTER A313, B313 & A231

WPPSS

RIDS

8303210210

