

32

34

22

22

17

17

11

11

5.8

5.8

8.5

8.5

11

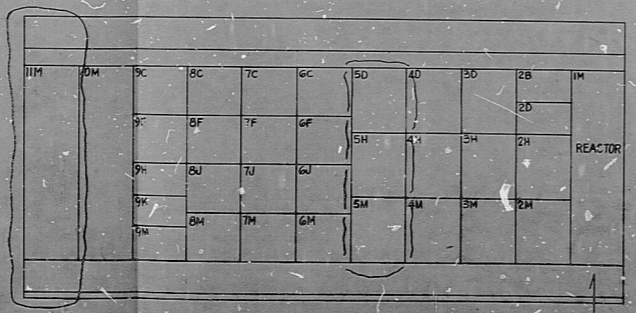
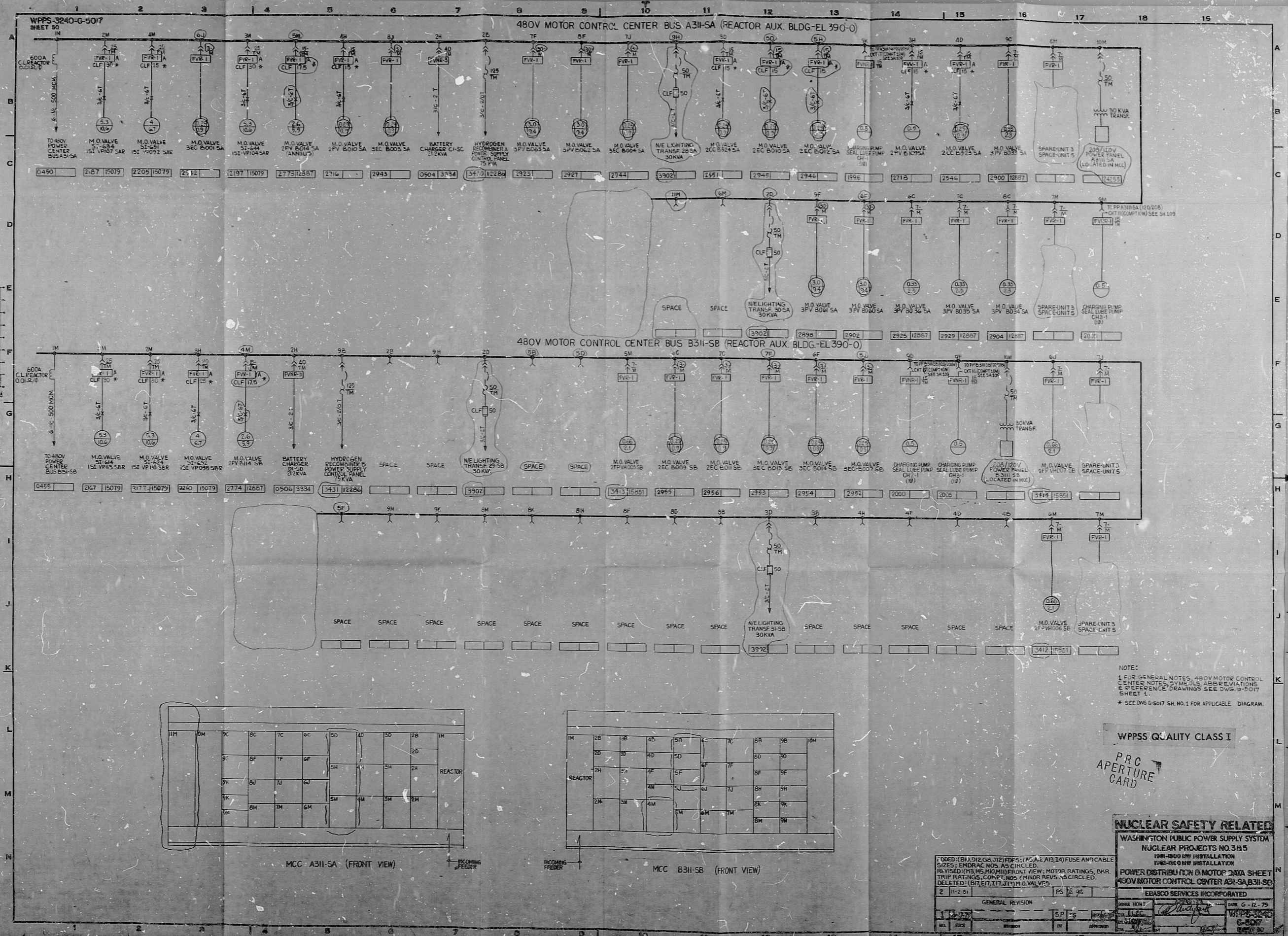
11

17


17

22

22



MCC A311-SA (FRONT VIEW)



MCC B311-SB (FRONT VIEW)

NOTE:  
 1 FOR GENERAL NOTES, 480V MOTOR CONTROL CENTER NOTES, SYMBOLS, ABBREVIATIONS & REFERENCED DRAWINGS SEE DWG 6-5017 SHEET L.  
 \* SEE DWG 6-5017 SH. NO. 1 FOR APPLICABLE DIAGRAM.

WPPSS QUALITY CLASS I

P.R.C. APERTURE CARD

**NUCLEAR SAFETY RELATED**

WASHINGTON PUBLIC POWER SUPPLY SYSTEM

NUCLEAR PROJECTS NO. 345

1981-1900 IRR INSTALLATION

1985-1900 IRR INSTALLATION

POWER DISTRIBUTION & MOTOR DATA SHEET

480V MOTOR CONTROL CENTER A311-SA/B311-SB

NO.	DATE	BY	REVISION
1	11-2-81	PS	PS
2	11-2-81	SP	SS

DATE: 6-12-75  
 WPPSS-3200  
 G-5017

**RIDS**

8303210206

