

34"

34"

22"

22"

17"

17"

11"

11"

8.5"

8.5"

8.5"

8.5"

11"


11"

17"


17"

22"


22"



NOTE:
 1. FOR GENERAL NOTES 480V MOTOR CONTROL CENTER NOTES, SYMBOLS AND NOTATION, REFER TO ELECTRICAL DRAWINGS SEE DWG. 2017 SHEET 1.



MCC A212 (FRONT VIEW)



MCC B212 (FRONT VIEW) (UNIT 3 ONLY)

WPPSS QUALITY CLASS 12-G

PRC APERTURE CARD

WASHINGTON PUBLIC POWER SUPPLY SYSTEM
 WASHINGTON PROJECTS RECORD
 DRAWING NO. 2017 SHEET 1
 POWER DISTRIBUTION CENTER EL. 455'-00"

RWDs

8303210179

