

34"

34"

22"

22"

17"

17"

11"

11"

8.5"

8.5"

8.5"

8.5"

11"

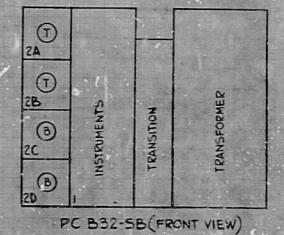
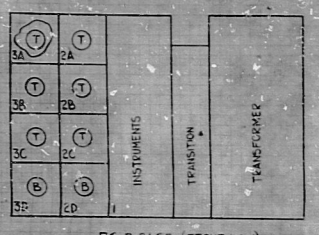

11"

17"


17"

22"

22"



NOTE  
FOR GENERAL NOTES, ABC/POWER CENTER NOTES SYMBOLS,  
ABBREVIATIONS & REFERENCE DRAWINGS SEE  
DWG. G-5017 SH.1



WPPSS QUALITY CLASS I, II

PRO APERTURE CARD

STATION 182-22 111V AC SYSTEM  
NO. 5 8-5

**RWD**

8303210170

