

34

34

22

22

17

17

11

11

8.5

8.5

8.5

8.5

11


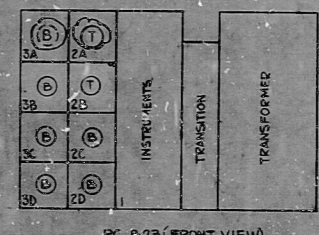
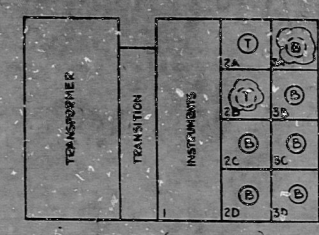

11

17

17

22

22



NOTE: THIS UNIT IS EQUIPPED TO ACCEPT E.O. BREAKERS

NOTE
 1. ALL CONNECTIONS MUST BE MADE IN ACCORDANCE WITH THE NOTES ON SHEETS 4 AND 5 OF DRAWING 4-9001, SHEET 1.

MEPS QUALITY CLASS II & 3

P.R.C.
 APERTURE
 CARD

RDS

8303210162

