


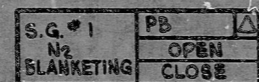


TABLE 'A'

CONTROL VALVE NO.	DESCRIPTION	INST. SCHEMATIC DIAGRAM SH. NO.
2BD-VS-0719A	S.G.#1 SAMPLE VALVE	401A
2BD-VS-0729B	S.G.#2 SAMPLE VALVE	402
2BD-VS-0839A	S.G.#1 HOT LEG SAMPLE VALVE	401A
2BD-VS-0849B	S.G.#2 HOT LEG SAMPLE VALVE	402
2BD-VS-0959A	S.G.#1 COLD LEG SAMPLE VALVE	401A
2BD-VS-0969B	S.G.#2 COLD LEG SAMPLE VALVE	402
2BD-VE-0039A	S.G.#1 HOT LEG BLOWDOWN-HX1 INLET	401A
2BD-VE-0049B	S.G.#2 HOT LEG BLOWDOWN-HX2 INLET	402
2BD-VE-0119A	S.G.#1 HOT LEG BLOWDOWN-HX3 INLET	401A
2BD-VE-0129B	S.G.#2 HOT LEG BLOWDOWN-HX4 INLET	402
2BD-VE-0159A	S.G.#1 COLD LEG BLOWDOWN-HX1 INLET	401A
2BD-VE-0169B	S.G.#2 COLD LEG BLOWDOWN-HX2 INLET	402
2BD-VE-0079A	S.G.#1 COLD LEG BLOWDOWN-HX3 INLET	401A
2BD-VE-0089B	S.G.#2 COLD LEG BLOWDOWN-HX4 INLET	402
2BD-VE-1059A	S.G.#1 BLOWDOWN HX1 OUTLET	401A
2BD-VE-1109B	S.G.#2 BLOWDOWN HX2 OUTLET	402
2BD-VE-1079A	S.G.#1 BLOWDOWN HX3 OUTLET	401A
2BD-VE-1089B	S.G.#2 BLOWDOWN HX4 OUTLET	402
2BD-VE-1099A	S.G.#1 BLOWDOWN HX BYPASS	401A
2BD-VE-1129B	S.G.#2 BLOWDOWN HX BYPASS	402



PRC APERTURE CARD

WPPSS QUALITY CLASS II

5									
4									
3									
2									
1									
REV.	DATE	BY	APPROVED	ERASCO SERVICES INCORPORATED DIV. INSTRUMENTATION DR. EF CH. A. JUGO DATE FEB. 6, 1979			WASHINGTON PUBLIC POWER SUPPLY SYSTEM NUCLEAR PROJECT NO 3 INSTRUMENT SCHEMATIC - LOGIC DIAGRAM STEAM GENERATOR BLOWDOWN SYSTEM		WPPS-3240 D6080 REV. 401 B

RIDS

8303150198

