

11

11

11


11

8.5

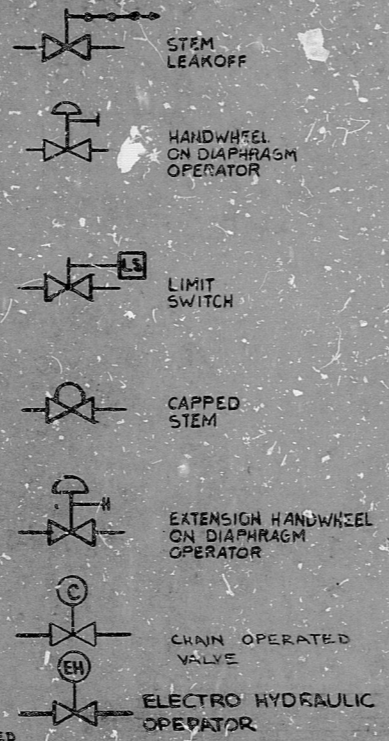
8.5

FLOW DIAGRAM/PIPING DRAWING, VALVE & SPECIALTY NO'S. (SEE EXAMPLE BELOW)

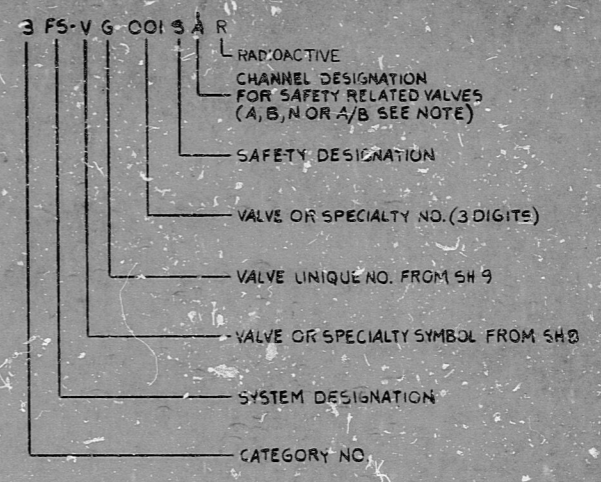

VALVE OPERATOR TYPES



VALVE ACCESSORIES



TYPE OF OPERATION



NOTES:

- MANUAL VALVES: MANUAL VALVES TAKE THE SAME SAFETY DESIGNATION AS THE CONNECTING LINE (SEE SHEET 3)
- POWER OPERATED VALVES:
 - A) AORB DESIGNATES SAFETY RELATED VALVES REQUIRED FOR ACCIDENT MITIGATION OR SAFE SHUT DOWN AND POWERED BY THE SAFETY RELATED ELECTRICAL BUSES A OR B.
 - B) N DESIGNATES SAFETY RELATED VALVES NOT REQUIRED FOR ACCIDENT MITIGATION OR SAFE SHUT DOWN.
- VALVE NO SHOWN THUS (---) DENOTES VALVE FURNISHED BY VENDOR.



PRC
APERTURE
CARD

8.5

8.5

11

11

17

17

RIDS

8302240093

