



This drawing and the design it covers are the property of BECHTEL. They are hereby loaned and on the borrower's express agreement that they will not be reproduced, copied, loaned, exhibited, or used except in the limited way and under the permission granted by the lender to the borrower.

REV	DATE	BY	CHKD	DESCRIPTION
1	11/27/82	ISSUED FOR CONSTRUCTION
2	12/21/82
3	1/27/83



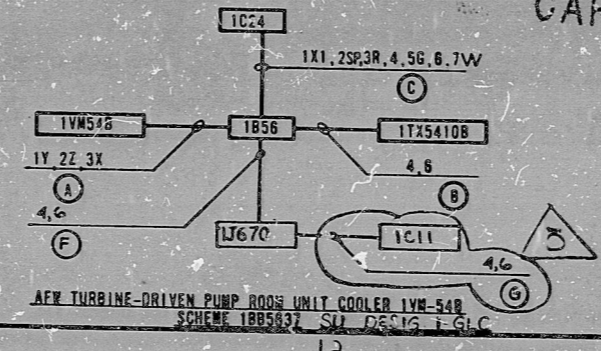
CONTROL SW: CS-L
ITE TYPE SSI-2MR
MAINTAINED CONTACT
LOCATION: 1B58



CONTROL SW: CS
GE TYPE CR2840
MAINTAINED CONTACT
LOCATION: 1C24

UNIT COOLER DESCRIPTION	UNIT COOLER NO.	SCHEME	ROOM THERMOSTAT	PUMP NO.	LOAD GROUP	74 INZLK AT	LOCATIONS	SU DESIG
AFM TURBINE DRIVEN PP RM	1VM-54B	1B85637	1TX-5410B	1P-95B	1EFW08B	II E153	1J670 1C24 1TX5410B 1VM54B 1B56	1C11 1-GLC
AFM TURBINE DRIVEN PP RM	2VM-54B	2B85637	2TX-5411B	2P-05B	2EFW06B	II E153	2J670 2C24 2TX5411B 2VM54B 2B56	2C11 Q-GLA

PRC APERTURE CARD



BECHTEL ANN ARBOR, MICHIGAN		
MIDLAND PLANT UNITS 1 & 2 CONSUMERS POWER COMPANY		
SCHEMATIC DIAGRAM ENGINEERED SAFEGUARDS UNIT COOLERS		
JOB No.	REVISION No.	REV.
7220	E-485 (0) SN 6	5

16X

I certify that the image contained on this frame was made in the normal and regular course of business, on the date stated below and that it is an accurate reproduction of the document submitted to the contractor for filming, by Bechtel Power Corporation.

8-30-82 DATE
C. O. ... CAMERA OPERATOR
... CONTRACTOR'S SUPERVISOR OR MANAGER

RIDS

8302090335

