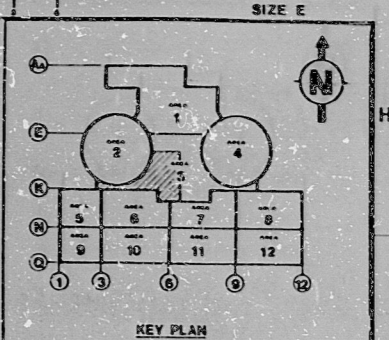
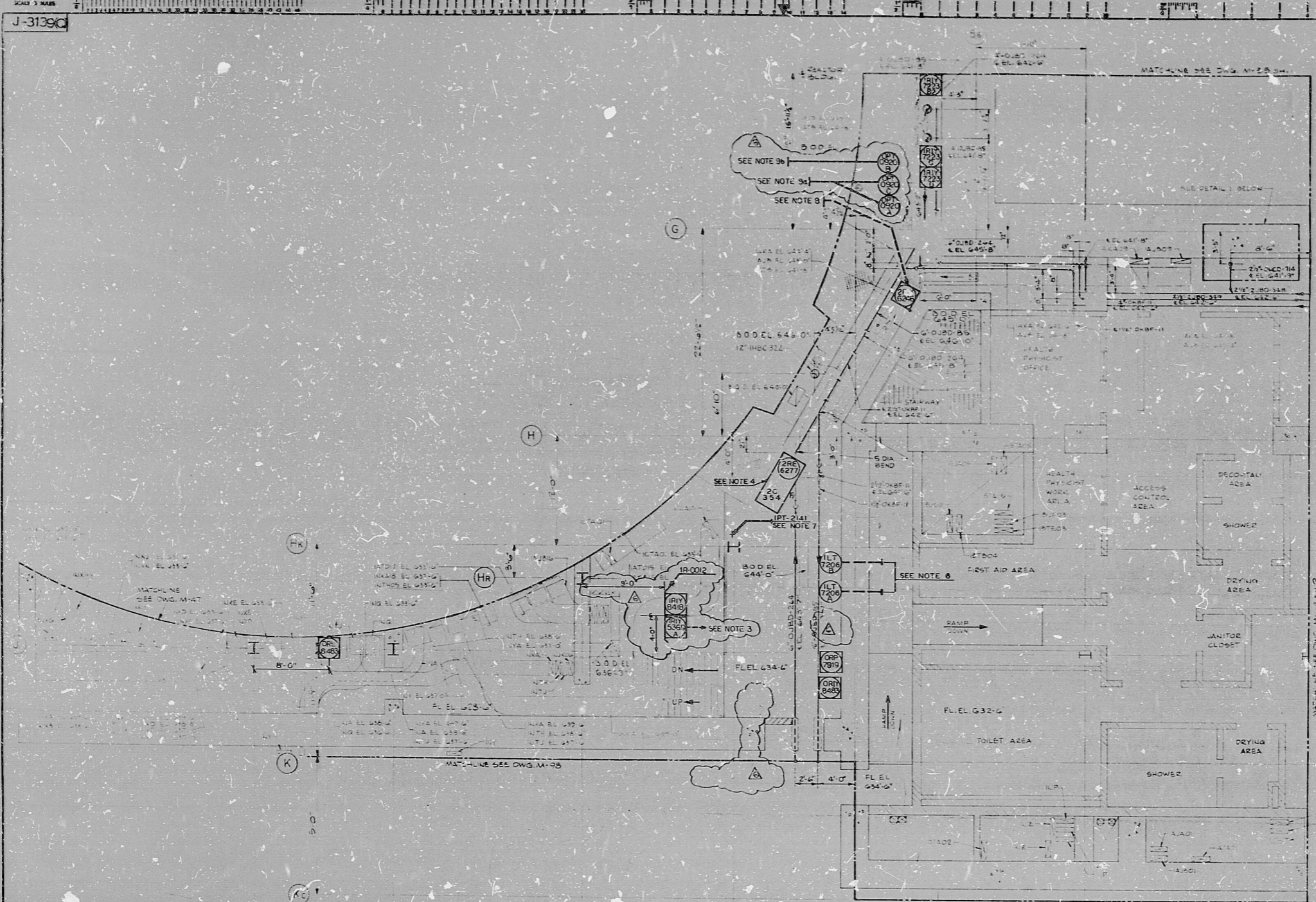


J-3139 (Q)



SYSTEM STATUS LEADER		
SYSTEM	NO.	ISSUES
FIRE PROTECTION SYSTEM	M-656	3-5-76
PLANT HEATING	M-656	3-5-76
FUEL POOL COOLING	M-656	3-5-76
PRIMARY WATER SYSTEM	M-656	3-5-76
TEMPERIALIZED WATER SYS	M-656	3-5-76

DRAWING REVISIONS		
NO.	DATE	DESCRIPTION
1	11-15-76	ISSUED FOR CONSTRUCTION
2	11-15-76	REVISED AS INDICATED
3	11-15-76	REVISED AS INDICATED
4	11-15-76	REVISED AS INDICATED
5	11-15-76	REVISED AS INDICATED
6	11-15-76	REVISED AS INDICATED

INSTRUMENT LOCATION DRAWING NOTES:
 1. SEE DRAWING 7220-J-3101(Q) FOR ALL GENERAL NOTES.
 2. DELETED
 3. SIGNAL FROM DUCT MONITOR (IR-5369A) FOR TAP LOCATION SEE DWG. 7220-J-3127 ELEVATION 658'-0"
 4. INSTRUMENT LOCATION ONLY. FOR TAP LOCATION REFER TO DWG. 7220-J-3149


NO.	DATE	DESCRIPTION	BY	CHKD	APP'D
1	11-15-76	ISSUED FOR CONSTRUCTION
2	11-15-76	REVISED AS INDICATED
3	11-15-76	REVISED AS INDICATED
4	11-15-76	REVISED AS INDICATED
5	11-15-76	REVISED AS INDICATED
6	11-15-76	REVISED AS INDICATED

BECHTEL
 4800 AVENUE OF THE SCIENCES
 BERKELEY, CALIFORNIA 94720

MIDLAND PLANT UNITS 1 & 2
 CONSUMERS POWER COMPANY

INSTRUMENT LOCATION DRAWING
 AREA 3
 PLAN OF FL 634'-6"

JOB NO.	DRAWING NO.	REV.
7220	J-3139 (Q)	6



SECTION A-A
 SCALE: 1/2" = 1'-0"

PRC
 APERTURE
 CARD

CERTIFICATE OF REPRODUCTION
 I certify that the image contained on this frame was made in the normal and regular course of business on the date stated below and that it is an accurate reproduction of the document submitted to the contractor for filing by Bechtel Power Corporation.
 DATE: 11-15-76
 BY: [Signature]
 TITLE: [Title]

THIS DRAWING REPRODUCED FROM 7220-J-64-SH1(Q) REV. 6
 USE THIS DRAWING FOR INSTRUMENT LOCATION ONLY.
 FOR ALL OTHER DATA REFER TO APPLICABLE DRAWINGS.

8.5"
 11"
 17"

8.5"
 11"
 17"

RID_s

8302040570

