

17"

11"

8.5"

8.5"

11"

17"

17"

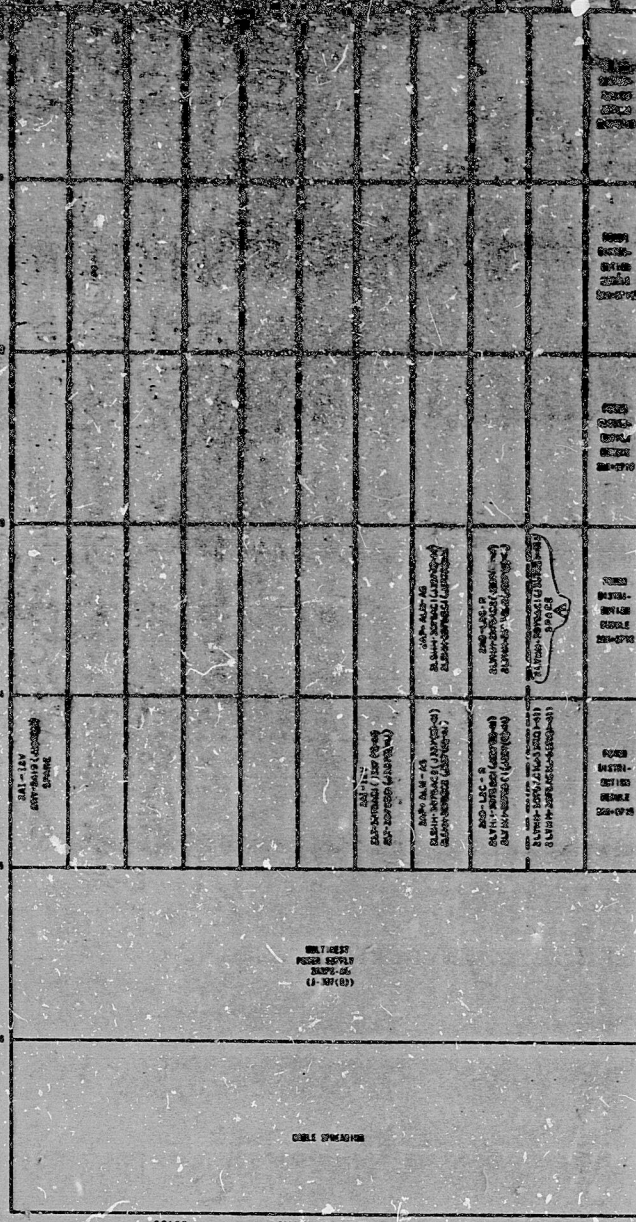
11"

8.5"

8.5"

11"

17"

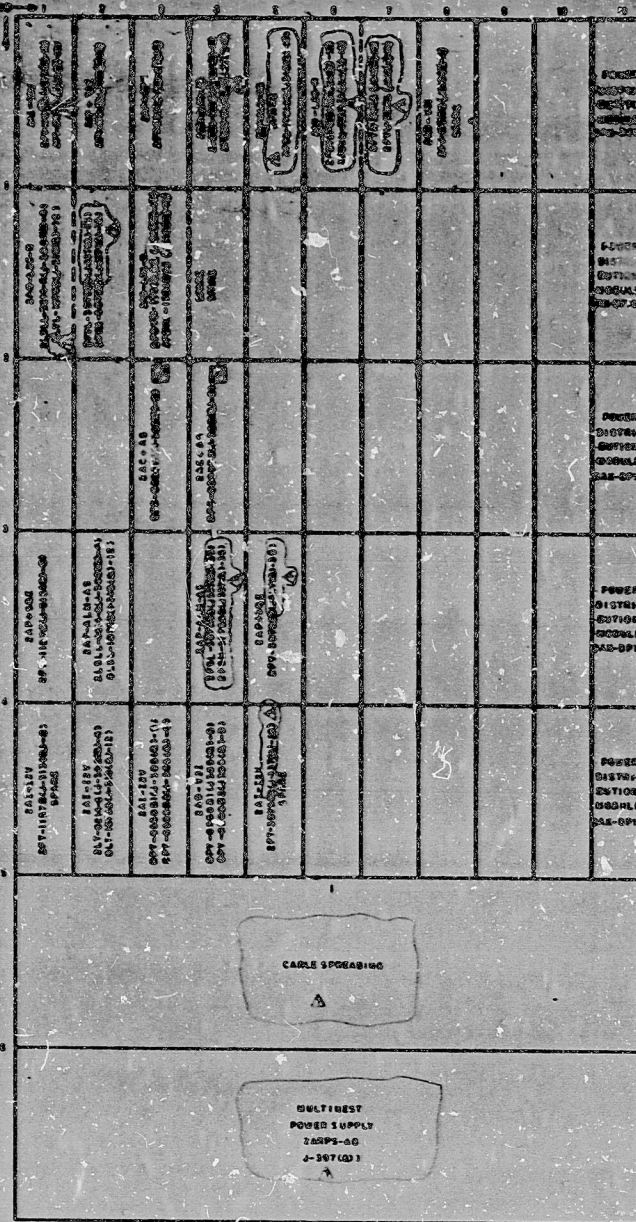


ZC190 REAR VIEW (PAGE VIEW)


AS	BS	CS
AS	BS	CS

LEGEND: 6818 CONTROL INSTRUMENT LOOP PWR (FIELD OPERATION 800-87)

DATE: 1/10/60  
 DRAWN BY: [Signature]  
 CHECKED BY: [Signature]  
 APPROVED BY: [Signature]



ZC190 FRONT VIEW (PAGE VIEW)



**GENERAL NOTES**

1. THIS DRAWING IS TO BE USED FOR MODULE LOCATION AND AS A REFERENCE TO THE LOOP DIAGRAMS ONLY. FOR EXACT USAGE ON MODULES WITH MULTIPLE INPUTS/OUTPUTS, REFER TO THE SPECIFIC LOOP DIAGRAM.

**POOR ORIGINAL**  
 PRC  
 APERTURE  
 CARD

30X

DATE: 1/10/60

REVISIONS:

NO.	DESCRIPTION	DATE
1	REVISED AS SHOWN	1/10/60
2	REVISED AS SHOWN	1/10/60
3	REVISED AS SHOWN	1/10/60
4	REVISED AS SHOWN	1/10/60
5	REVISED AS SHOWN	1/10/60
6	REVISED AS SHOWN	1/10/60
7	REVISED AS SHOWN	1/10/60

AS	BS	CS
AS	BS	CS

**RECENTEL**  
 400 4000 00000

REPLAZED PLANT UNIT 2  
 COMMERCIAL POWER COMPANY

INSTRUMENT AND UNIT RING  
 MODULE OF PLANT - (1)

DATE: 1/10/60  
 DRAWING NO.: J-355(1) 24.3  
 SHEET: 7



RIDS

8302040308

