

17"

11"

8.5"

8.5"

11"

17"

17"

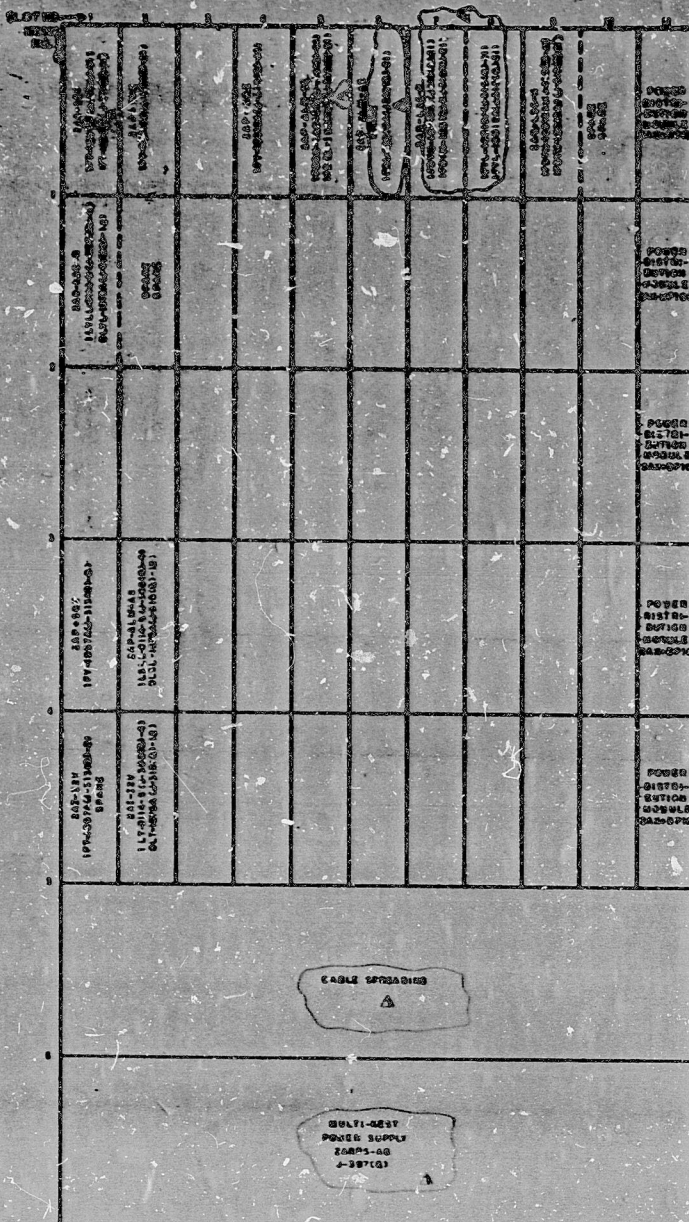
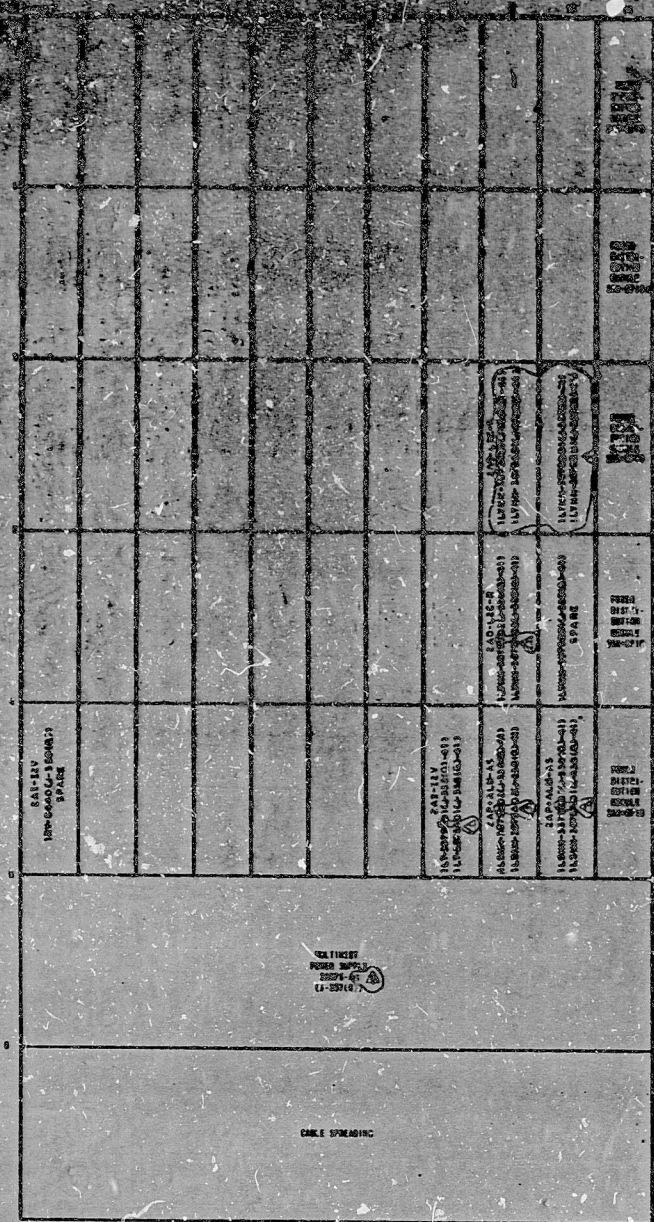
11"

8.5"

8.5"

11"


17"



02	03	05
01	04	01

LOCATED: MAIN CONTROL INSTRUMENT RACK ROOM (FLOOR ELEVATION 840'-0")

Verify that the name and location on this drawing is the same as the name and location on the site and that it is in accordance with the design and that it is in accordance with the design and that it is in accordance with the design.



GENERAL NOTES  
1. THIS DRAWING IS TO BE USED FOR LOCATION AND AS A REFERENCE TO THE LOOP DIAGRAM ONLY. FOR EXACT CONNECTIONS WITH MULTIPLE INPUTS/OUTPUTS, REFER TO THE SPECIFIC LOOP DIAGRAM.

PRO APERTURE CARD  
POOR ORIGINAL

30X

REVISION NO. J-104-00

NOTE: REVISION 0 WAS FOR NO LOCK AS SHOWN

REV	DESCRIPTION	DATE	BY
01	REVISED AS INDICATED	10/1/68	J.M.
02	REVISED AS SHOWN	10/1/68	J.M.
03	REVISED AS INDICATED	10/1/68	J.M.
04	REVISED AS INDICATED	10/1/68	J.M.
05	REVISED AS INDICATED	10/1/68	J.M.

BECHTEL  
AND ASSOCIATES  
SPOKANE PLANT UNIT 1  
CONSTRUCTION POWER COMPANY  
INSTRUMENT RACK - UNIT 1016  
RACK SIZE OF PLANT - (01)

DATE	DESCRIPTION	NO.
7/23/68	J-101(1) 514.4	7



RIL

8302049300

