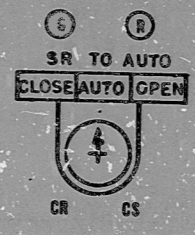
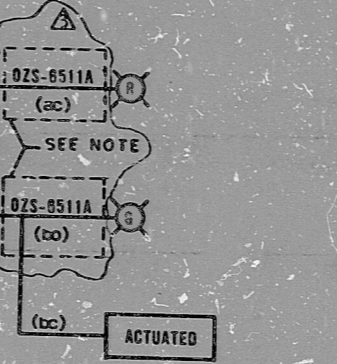



R2

This drawing and the design it covers are the property of BECHTEL. They are hereby loaned and on the borrower's express agreement that they will not be reproduced, copied, loaned, exhibited, or used except in the limited way and phrase use permitted by any written agreement given by the lender to the borrower.

2	2/1/82	REVISED AS INDICATED
1	1/1/82	REVISED AS INDICATED
0	1/1/82	ISSUED FOR CONSTRUCTION
0		
0		
0		
0		
0		
0		



ACTUATED
CR CRIS
STATUS

NOTE:
POSITION SWITCHES ARE
NON-CLASS I E AND REQUIRE
ISOLATION FROM CLASS I E
CIRCUITRY.

DWG REV/SEQ NO.	3
STARTUP SYSTEMS OR AREAS ≤ 90 DAYS OF TURNOVER, OR AFTER TURN-OVER IF AFFECTED BY CHANGES:	
System/Area No.	Hardware Change (Yes or No)
OGU	YES
7120-242	

DAMPER NO	SOLENOID NO	CS LOC	STATUS LIGHT LOC	CRIS CHAN	POSITION SWITCH NO	J-299 BATCH NO	REFERENCES & NOTES
OXV-8511A	OSV-8511A	OC2B	OC1D	A	OZS-8511A	21	H-465 SH. 1
OXV-8511B	OSV-8511B	OC2C	OC1D	A	OZS-8511B	23	E-456 SH 0
OXV-8512	OSV-8512A	OC2D	OC1D	B	OZS-8512A	22	
OXV-8512B	OSV-8512B	OC2D	OC1D	B	OZS-8512B	24	DAMPER ACTION IS AO

BECHTEL
ANN ARBOR, MICHIGAN

MIDLAND PLANT UNITS 1 & 2
CONSUMERS POWER COMPANY

LOGIC DIAGRAM
CR MAKE UP AIR SUPPLY FAN
BYPASS DAMPER

JOB No.	DRAWING No.	REV.
7220	1-881 (0)	3

16X

I certify that the image contained on this frame was made in the normal and regular course of business, on the date stated below and that it is an accurate reproduction of the document submitted to the contractor for filing, by Bechtel Power Corporation.

9-13-82 DATE
C. Chavira CAMERA OPERATOR
M. Francis CONTRACTOR'S SUPERVISOR OR MANAGER

PRC
APERTURE
CARD

RIDS

8302040239

