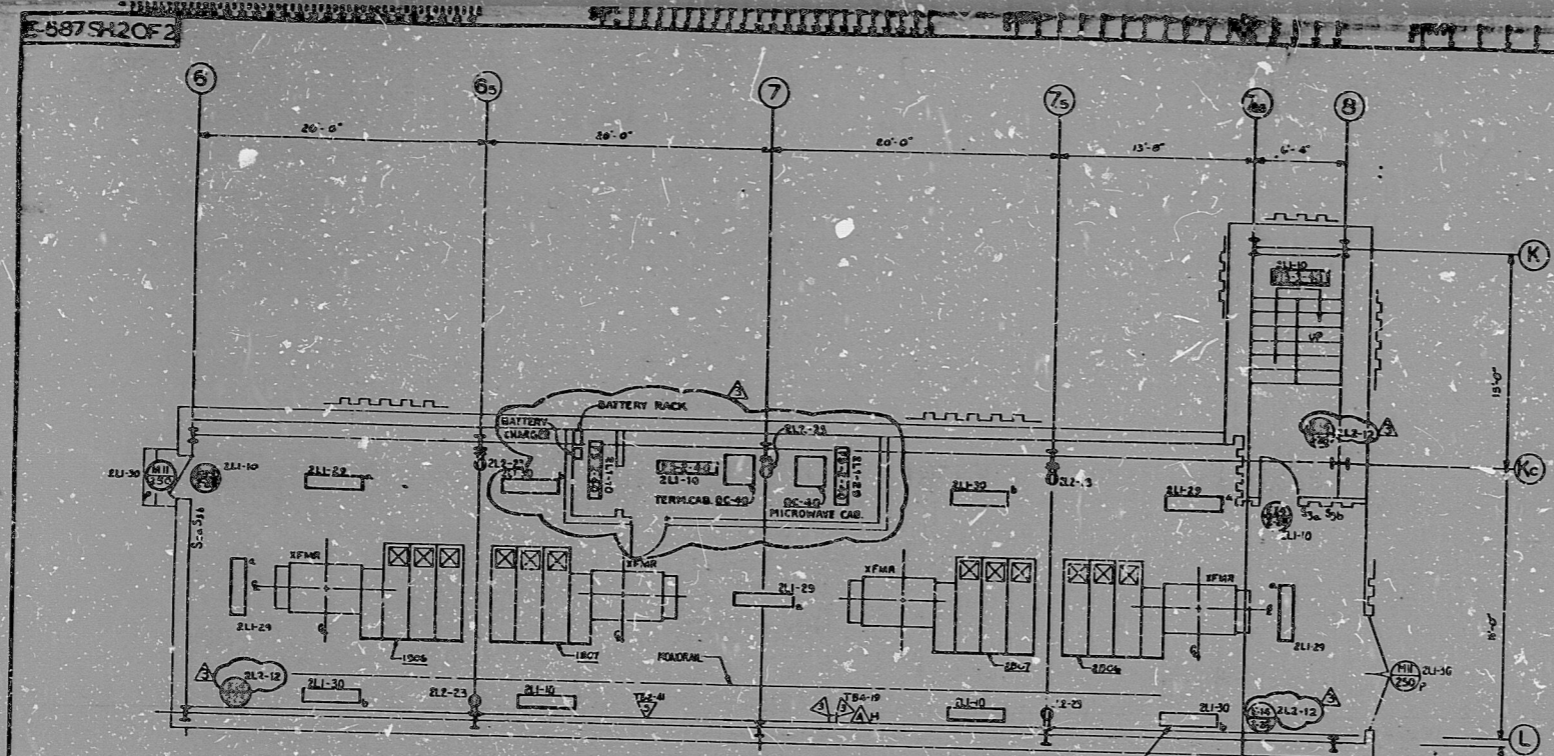


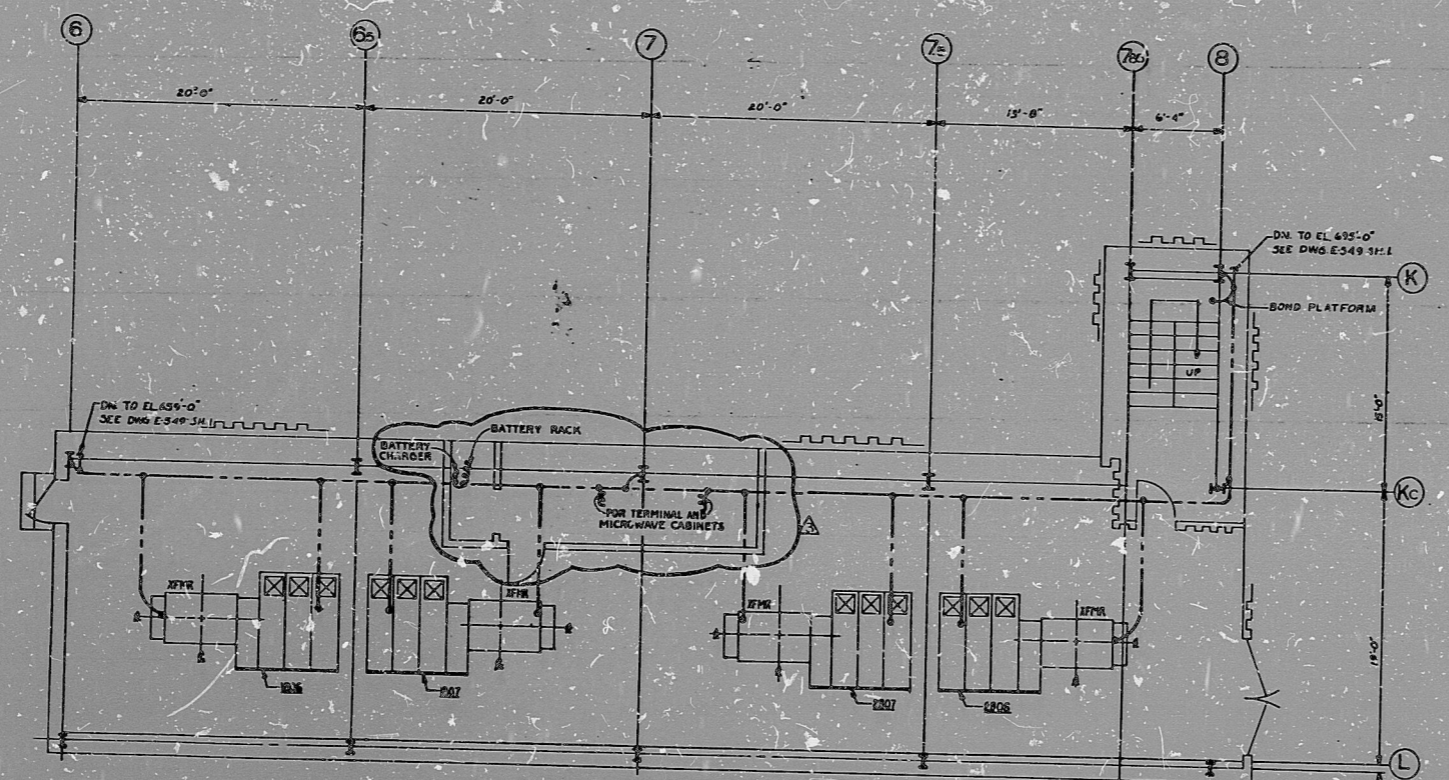
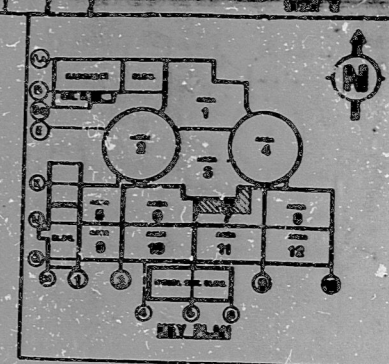
17"  
11"  
8.5"  
11"  
8.5"  
17"

This drawing and the design it contains are the property of BECHTEL. They are hereby loaned to you for the contractor's review and approval. They are not to be reproduced, copied, loaned, exhibited, or used except as for the intended use and purpose as provided by the contract documents. If you have any questions, please contact the design engineer.



LIGHTING & COMMUNICATIONS PLAN FL. EL 715-7  
SCALE: (N.T.S.)

FIG. 3-40 (TYPE FOR B FIXTURES)  
MOUNTING HEIGHT IS 10'-0" ABOVE  
FINISH FLOOR. FOR MOUNTING LEVEL  
SEE E-44, 34, 46.



GROUNDING LAYOUT FL. EL 715-7  
SCALE: 1/4"=1'-0"

- REFERENCE DRAWINGS
- E-41 COMMUNICATIONS NOTES, SYMBOLS, AND DETAILS
  - E-42 COMMUNICATIONS NOTES, SYMBOLS, AND DETAILS
  - E-43 LIGHTING NOTES, SYMBOLS, AND DETAILS
  - E-44 LIGHTING POWER SCHEDULE

I certify that the design contained on this drawing was prepared by me or under my direct supervision and that I am a duly licensed professional engineer in the State of Michigan. I am the author of the design and the design is my original work and that I am not aware of any other person who has prepared or caused to be prepared any other drawing or specification for the same work. I am not aware of any other person who has prepared or caused to be prepared any other drawing or specification for the same work.

DATE: 03/15/72  
DESIGNER: [Signature]  
CHECKED BY: [Signature]  
DATE: 03/15/72

**30X**

PRO APERTURE CARD

IND. 1110  
RMS 2-121818-1 E-70162B

DATE: 03/15/72  
BY: [Signature]

NO.	DATE	BY	REVISION
1	03/15/72	[Signature]	ISSUED FOR CONSTRUCTION

BECHTEL  
ANN ARBOR, MICHIGAN

MOLAND PLANT UNITS 1 & 2  
CONSUMERS POWER COMPANY

LIGHTING, COMMUNICATIONS & GROUNDING  
TURBINE BUILDING UNIT 2  
EL. 715-7 & EXISTING ROOF

7220 E-587S12OF2 3

RIDS

8302040085

