

41

41

58

8.5"

11"

17"

41

41

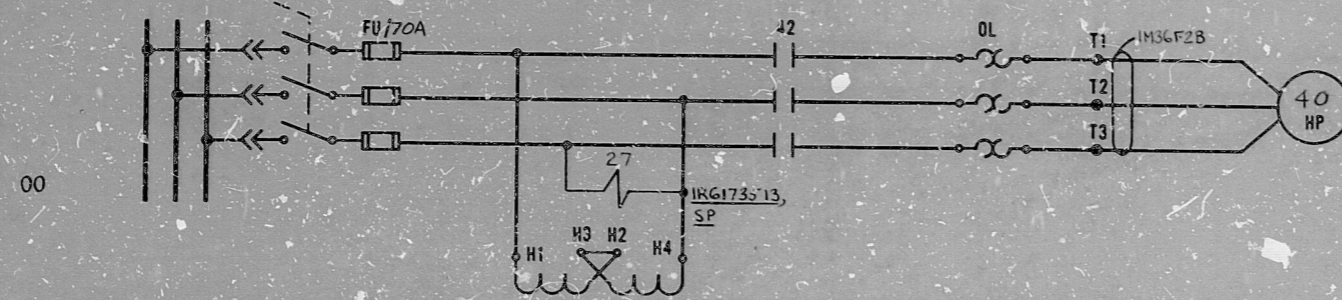
58

8.5"

11"

17"

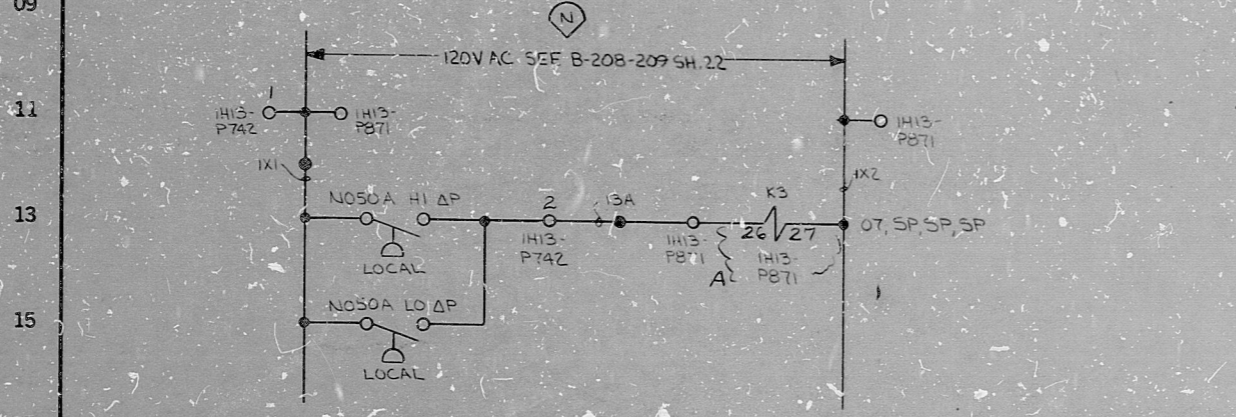

MOTOR CONTROL CENTER EFID08COMPT. J
 480V. AC, 3Ø, 60 HZ.



LEGEND:
 ○ EXTERNAL WIRE MARK (SEE NOTES 2 AND 3)
 □ MCC TERMINAL (WITH DRAW OUT PROVISION)
 ✓ INTERNAL WIRE MARK
 K4 - AGASTAT 7012 ACM
 F061B - ENERGIZE TO CLOSE DAMPER
 F060B
 74B - AGASTAT GP1GM
 IH13-P81A - AUX. RELAY CABINET
 IH13-P800 - HVAC PANEL
 IH13-P746D T-MOD 64
 IH13-P742D J-TMOD 56
 (N) CLASS 1E - DIV. 2, THIS SHEET
 (A) NON-NUCLEAR SAFETY RELATED
 K3-ITE/GOULD J10A4012

NOTES:
 1. ALL DEVICES WITHOUT LOCATION MARKS ARE LOCATED IN M.C.C.
 2. ALPHABETICAL WIRE MARKS ARE PREFIXED BY:
 SYSTEM NO., SHEET NO., AND LINE NO. (EXAMPLE M360215A)
 3. POTENTIAL WIRE MARKS ARE PREFIXED BY:
 SYSTEM NO. AND SHEET NO. (EXAMPLE M3602X1)
 4. DEVICE DESIGNATIONS ARE PREFIXED BY UNIT AND
 SYSTEM NO. (EXAMPLE 1M36-S2)
 5. FOR GRAPHIC STANDARDS, REFER TO DRAWING B-208-001.
 6. FOR P54-S3 SWITCH DEVELOPMENT, REFER
 TO B-208-1B5 SH. 04.
 7. FOR RELAY STANDARDS, REFER TO DWG. B-208-002.

REFERENCED:
 B-912-822 6A1 SYSTEM DIAGRAM
 B-211-128 SH. 2 "BLOCK"



**PRC
 APERTURE
 CARD**

CONTACTS	CONTROL SWITCH		CONTACT LOCATION
	STOP	STDBY ON	
T# 1 2		X	O5
TR 3 4	X		SPARE
BF 5 6	X		SPARE
BR 7 8		X	O5

OPER. & BLOCK CR2940-US203M
 X-CLOSED CONTACT
 SPRING RETURN FROM STOP

(N) NUCLEAR SAFETY RELATED

THE CLEVELAND ELECTRIC ILLUMINATING CO.

PERRY NUCLEAR POWER PLANT UNIT 1
 ELECTRICAL-ELEMENTARY DIAGRAM
 OFF GAS BUILDING EXHAUST
 EXHAUST FAN B
 1M36-001B

REMOVED "LATER" REF FROM 1254-53 ON LINE 15 CHANGED CONTACT REF. FROM N.C. TO N.O. ON LINE 15				ADDED FITS INFO. REV RELAY TYPE PER ECN 245-033-01-12				READING	GILBERT ASSOCIATES, INC. ENGINEERS AND CONSULTANTS			DATE RELEASED FOR			EMGR.			
B	WJC	REC	11/27/51	A	RPB	REG	11/27/51	44549-000	RPB	TEL	DEC	11/30/77	04	4549	B-208-128	M36	02	B
E L E M E N T A R Y D I A G R A M M 3 6 - 0 0 1 B S Y S I M 3 6 - 0 2																		

RIDS

8212170428

