
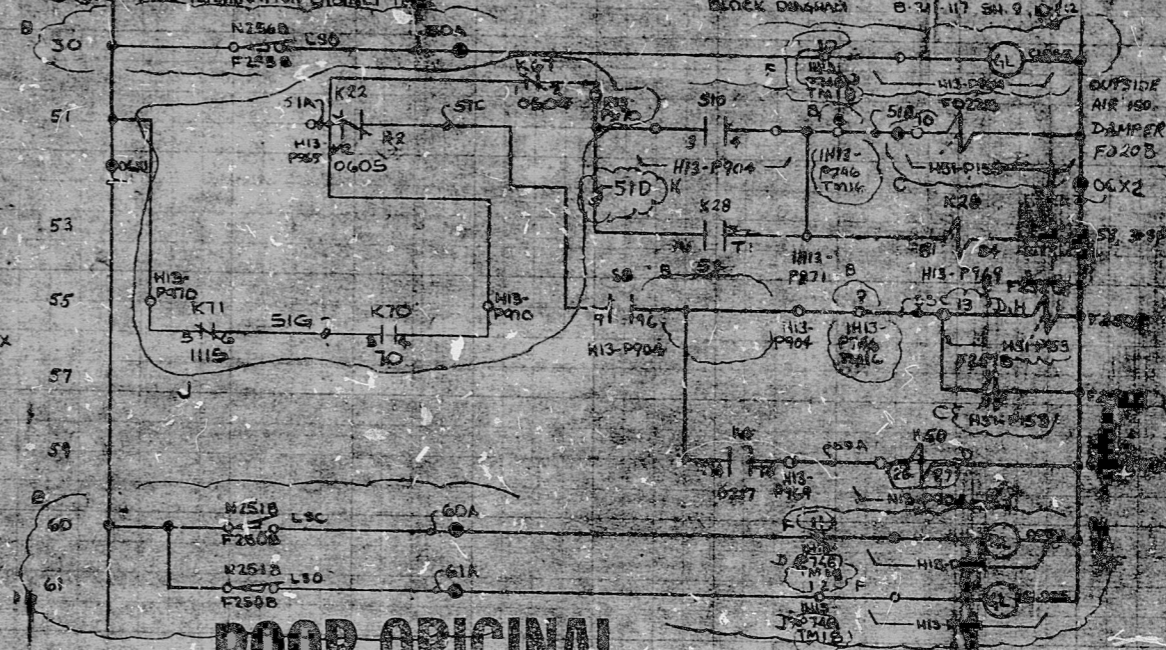


CONTINUED FROM SHEET 06

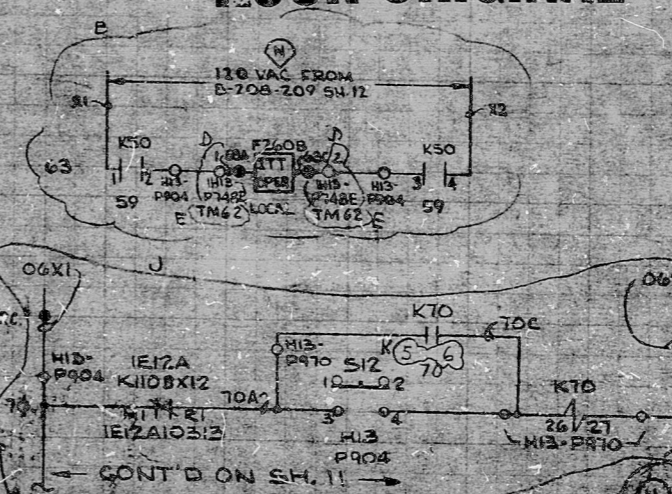


- LEGEND:**
- EXTERNAL WIRE MARKS (SEE NOTES 1 & 2)
 - INTERNAL WIRE MARKS (SEE NOTES 1 & 2)
 - CLASS I DIVISION 2
 - AGASTAT RELAY TYPE GP18M
 - F220C - ENERGIZER TO VENT DAMPER ACTUATORS
 - HIS - MAGNETIC HUNG PANEL
 - HIS - AGASTAT TO DAMPER
 - HIS - AGASTAT TO DAMPER
 - LSB LIMIT SWITCH OPENS WHEN VALVE FULLY CLOSED
 - LSB LIMIT SWITCH OPENS WHEN VALVE FULLY OPEN
 - LSB LIMIT SWITCH OPENS WHEN VALVE FULLY CLOSED
 - LSB LIMIT SWITCH OPENS WHEN VALVE FULLY OPEN
 - LSB LIMIT SWITCH OPENS WHEN VALVE FULLY CLOSED
 - LSB LIMIT SWITCH OPENS WHEN VALVE FULLY OPEN

- NOTES:**
- ALPHABETICAL WIRE MARKS ARE PREFIXED BY: SYSTEM NO. SHEET NO. & LINE NO. (EXAMPLE M25001A)
 - POTENTIAL WIRE MARKS ARE PREFIXED BY: SYSTEM NO. & SHEET NO. (EXAMPLE M2500W)
 - WAVE DESIGNATIONS ARE PREFIXED BY UNIT AND SYSTEM NO. (EXAMPLE M25-58)
 - VALVE LIMIT SWITCHES SHOWN WITH VALVE IN CLOSED POSITION
 - FOR GRAPHIC STANDARDS, REFER TO Dwg. 8-3-101
 - ALL DEVICES WITHOUT LOCATION MARKS ARE LOCATED IN M33904
 - FOR SIO, REFER TO SH. 06



POOR ORIGINAL



SE/H13904 TRAIN MODE SWITCH		CONTACTS		NAMEPLATE (V)		CONDUCT	
HANDLE	END	SMOKE CLEAR	NORM	24V	24V	LOC	LOC
1	2	X					
3	4	X	X				
5	6	X					
7	8	X	X				
9	10	X					

PRC APERTURE CARD

NUCLEAR SAFETY RELATED

ADDED WIRE MARKS
 ADDED BITS INFO.
 MAINTAINED CONTACTS

RIDS

8212170419

