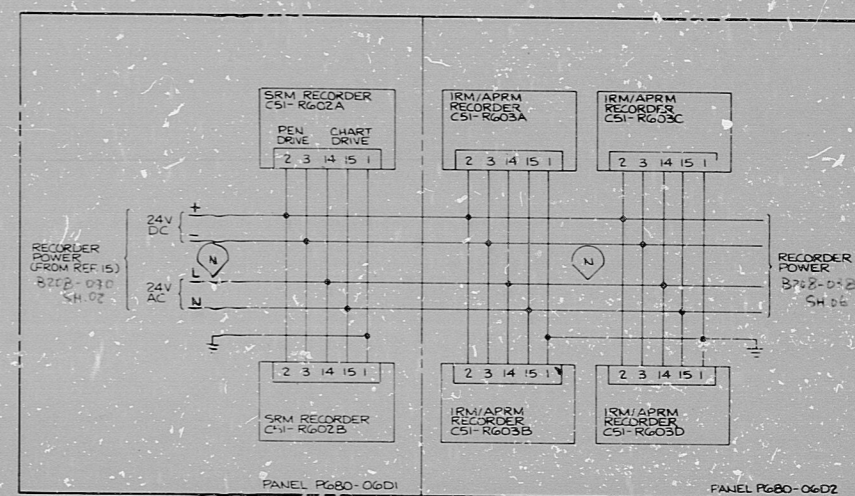
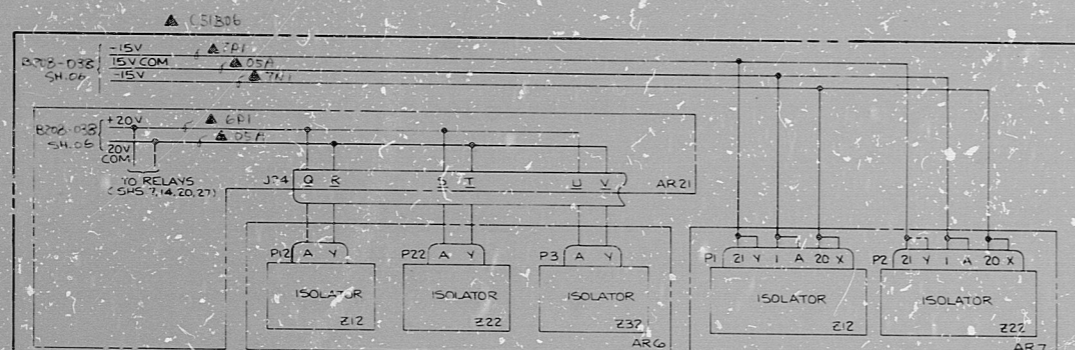
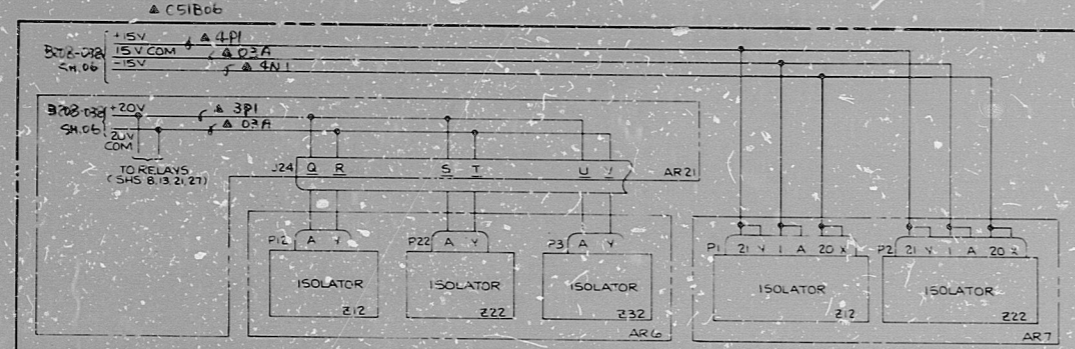
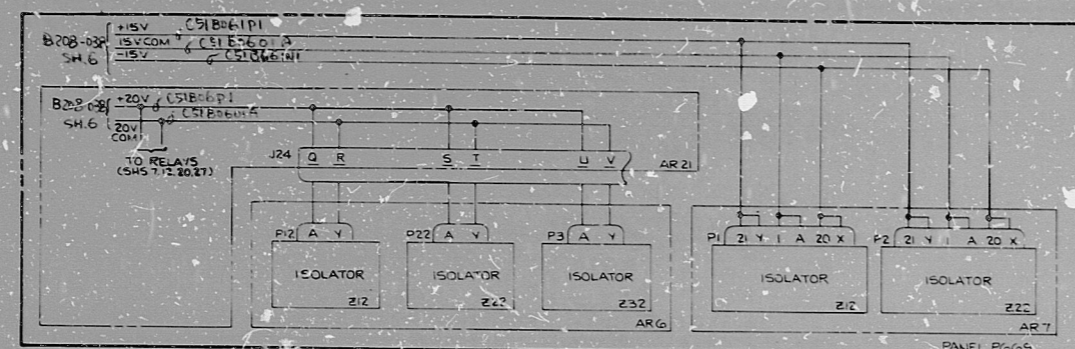


6.5"
11"
17"

6.5"
11"
17"



PRC APERTURE CARD

LINE CODES NONE THIS SHEET

GENERAL ELECTRIC 051E004 SH.03 REV.7
ELEM DIAG START-UP NEUTRON MON MON SYS

THE CLEVELAND ELECTRIC ILLUMINATING CO.

1177	CONSTRUCTION	1/80	PERRY NUCLEAR POWER PLANT UNIT 1	
	PRELIMINARY		ELECTRICAL-ELEMENTARY DIAGRAM	
	DATE	RELEASED FOR	ENGR.	START-UP RANGE NEUTRON MONITORING SYS
				NON-DIVISIONAL POWER DISTRIBUTION
				RECORDER BUS DISTRIBUTION
RETRACED PERGE REV 7	READING PA.	044549-000	JGS RHM DEG TFF 8/24/77	04 4549 B-208-037 CSI A03 A
				DRAWING NUMBER SYSTEM SH. NO. REV.

041 2013

ELEM DIAG RECORDER BUS DIS

17"

Rids

8212140034

