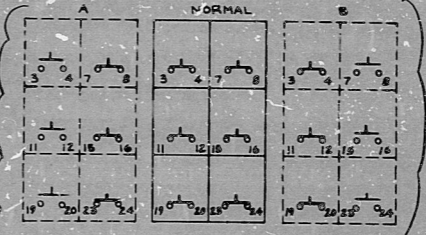


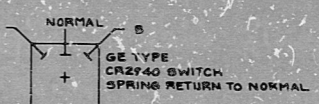
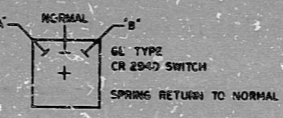
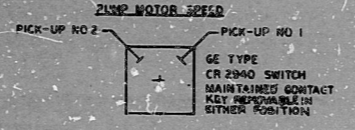
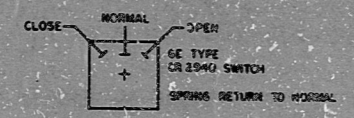


SWITCH DESIG	CONT	SH NO	SWITCH DESIG	CONT	SH NO
S101A	1-2	31	S101B	1-2	21
	3-4	32		3-4	32
	5-6	33		5-6	32
	7-8	34		7-8	33
	9-10	35		9-10	34

SWITCH DESIG	CONT	SH NO	SWITCH DESIG	CONT	SH NO
S102A	1-2	31	S102B	1-2	21
	3-4	32		3-4	32
	5-6	33		5-6	32
	7-8	34		7-8	33
	9-10	35		9-10	34

SWITCH DESIG	CONT	SH NO	SWITCH DESIG	CONT	SH NO
S103A	1-2	31	S103B	1-2	21
	3-4	32		3-4	32
	5-6	33		5-6	32
	7-8	34		7-8	33
	9-10	35		9-10	34

SWITCH DESIG	CONT	SH NO	SWITCH DESIG	CONT	SH NO
S126A	1-2	35	S126B	1-2	25
	3-4	36		3-4	35
	5-6	37		5-6	35
	7-8	38		7-8	36
	9-10	39		9-10	37



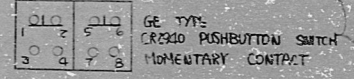
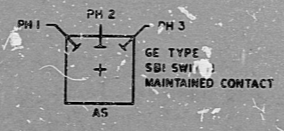

SWITCH DESIG	CONT	SH NO	SWITCH DESIG	CONT	SH NO
S107A	1-2	47	S107B	1-2	46
	3-4	47		3-4	46
	5-6	47		5-6	46
	7-8	47		7-8	46
	9-10	47		9-10	46

SWITCH DESIG	CONT	SH NO	SWITCH DESIG	CONT	SH NO
S124A	1-2	29	S124B	1-2	30
	3-4	29		3-4	30
	5-6	29		5-6	30
	7-8	29		7-8	30
	9-10	29		9-10	30

SWITCH DESIG	CONT	SH NO
S110	1-2	24
	3-4	24
	5-6	24
	7-8	24
	9-10	24

SWITCH DESIG	CONT	SH NO
S111	3-4	20
	5-6	20
	7-8	20
	9-10	20
	11-12	20

SWITCH DESIG	CONT	SH NO	SWITCH DESIG	CONT	SH NO
S104A (STOP)	1-2	30	S104B (STOP)	1-2	30
	3-4	41		3-4	41
	5-6	41		5-6	41
	7-8	41		7-8	41
	9-10	41		9-10	41



CONTACT LOCATION	CONTACTS	POSITION
SYSTEM A	SYSTEM B	(HANDLE END)
SH 44	SH 45	1 2 3 4
SH 44	SH 45	1 2 3 4
SH 44	SH 45	1 2 3 4
SH 44	SH 45	1 2 3 4

CONTACT LOCATION	CONTACTS	POSITION
SYSTEM A	SYSTEM B	(HANDLE END)
SH 41	SH 42	1 2 3 4
SH 41	SH 42	1 2 3 4
SH 41	SH 42	1 2 3 4
SH 41	SH 42	1 2 3 4

SWITCH DESIG	CONT	SH NO
S128	1-2	12
	3-4	12
	5-6	12
	7-8	12
	9-10	12

SWITCH DESIG	CONT	SH NO
S129 (RESET)	1-2	12
	3-4	12
	5-6	12
	7-8	12
	9-10	12

PRC APERTURE CARD

LINE CODES: NONE THIS SHEET

GENERAL ELECTRIC 828E446CA SW 2 REV 10 REACTOR RECIRCULATION SYSTEM

DATE	CONSTRUCTION	ENGR.
DATE	PRELIMINARY	
DATE	RELEASED FOR	

THE CLEVELAND ELECTRIC ILLUMINATING CO. PERRY NUCLEAR POWER PLANT ELECTRICAL-ELEMENTARY DIAGRAM

REV. S128 TITLE PER GE-NJ 8722 REV. PER GE DRAWING

REVISED S104A/B PER GE REV. 3. CONTACTS ON HOLD PENDING GE INFO.

GILBERT ASSOCIATES, INC. ENGINEERS AND CONSULTANTS

REACTOR RECIRCULATING SYSTEM SWITCH DEVELOPMENTS

82.2140007

Rids

