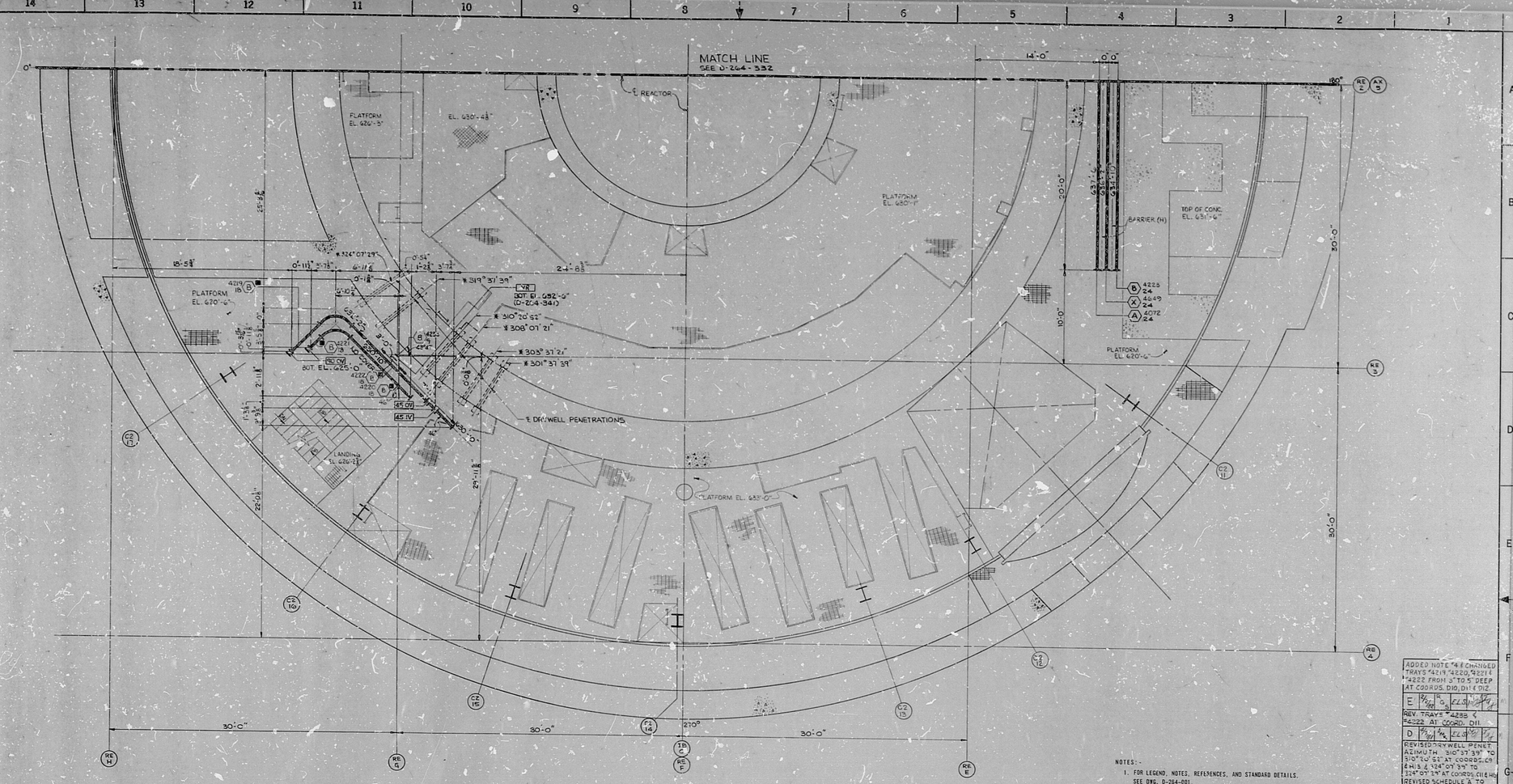

NOTES:-

1. FOR LEGEND, NOTES, REFERENCES, AND STANDARD DETAILS. SEE DWG. D-264-001.
2. COLUMN LINES MARKED WITH "RE" DESIGNATION (RE) ARE FICTITIOUS AND ARE USED ONLY FOR COMPUTER CABLE ROUTING.
3. FOR SINGLE ASTERISK (*) INFORMATION, SEE SCHEDULE "A" THIS DRAWING.
4. TRAY SYMBOL WITH (■) INDICATES TRAYS ARE 5" DEEP (INSIDE DIMENSION).

SCHEDULE "A"

AZIMUTH	PENET. NO.	OUTSIDE EL.
301° 31' 39"	ERB 3031	631'-0¼"
303° 31' 21"	ERB 3032	631'-0¼"
308° 07' 21"	ERB 3033	631'-10¼"
310° 20' 52"	ERB 3034	631'-10¼"
319° 31' 39"	ERB 3035	631'-10¼"
324° 07' 29"	ERB 3036	631'-10¼"

PRC APERTURE CARD

NUCLEAR SAFETY RELATED

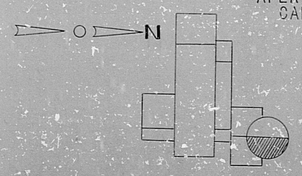

KEY PLAN

REVISIONS

DATE	RELEASED FOR	ENGR.
7/31/78	CONSTRUCTION	
	LIMITED CONSTRUCTION: AS NOTED	
	PRELIMINARY NOT FOR CONSTRUCTION	
	BIDDING PURPOSES	

THE CLEVELAND ELECTRIC ILLUMINATING COMPANY

PERRY NUCLEAR POWER PLANT — UNIT 2

ELECTRICAL

CABLE TRAY LAYOUT

REACTOR BUILDING - EAST - EL. 620'-6"

GILBERT ASSOCIATES, INC. ENGINEERS AND CONSULTANTS

DRAFTING NAME	CHECKED	ENGINEER APPROVALS			
FEW	RJH	ARCHITECTURAL	CIVIL	STRUCTURAL	ELECTRICAL
4-15-78	4-26-78	DATE			8-3-78
		MECHANICAL	ENVIRONMENTAL	NUCLEAR	
		DATE			

SCALE 1/8"=1'-0" | W.O. 04 | 4549 | D-264-331 | E

W.O. 04549-000 — DRAWING NUMBER — REV

TRAY LYT R/B EAST EL 620'-6"

RIDS

82121000437



MMM 5824 — FILMSORT® Brand Aperture & Camera Cards and DUPLICARD® Brand Copy Cards — Product of 3M Company — St. Paul, Minn.