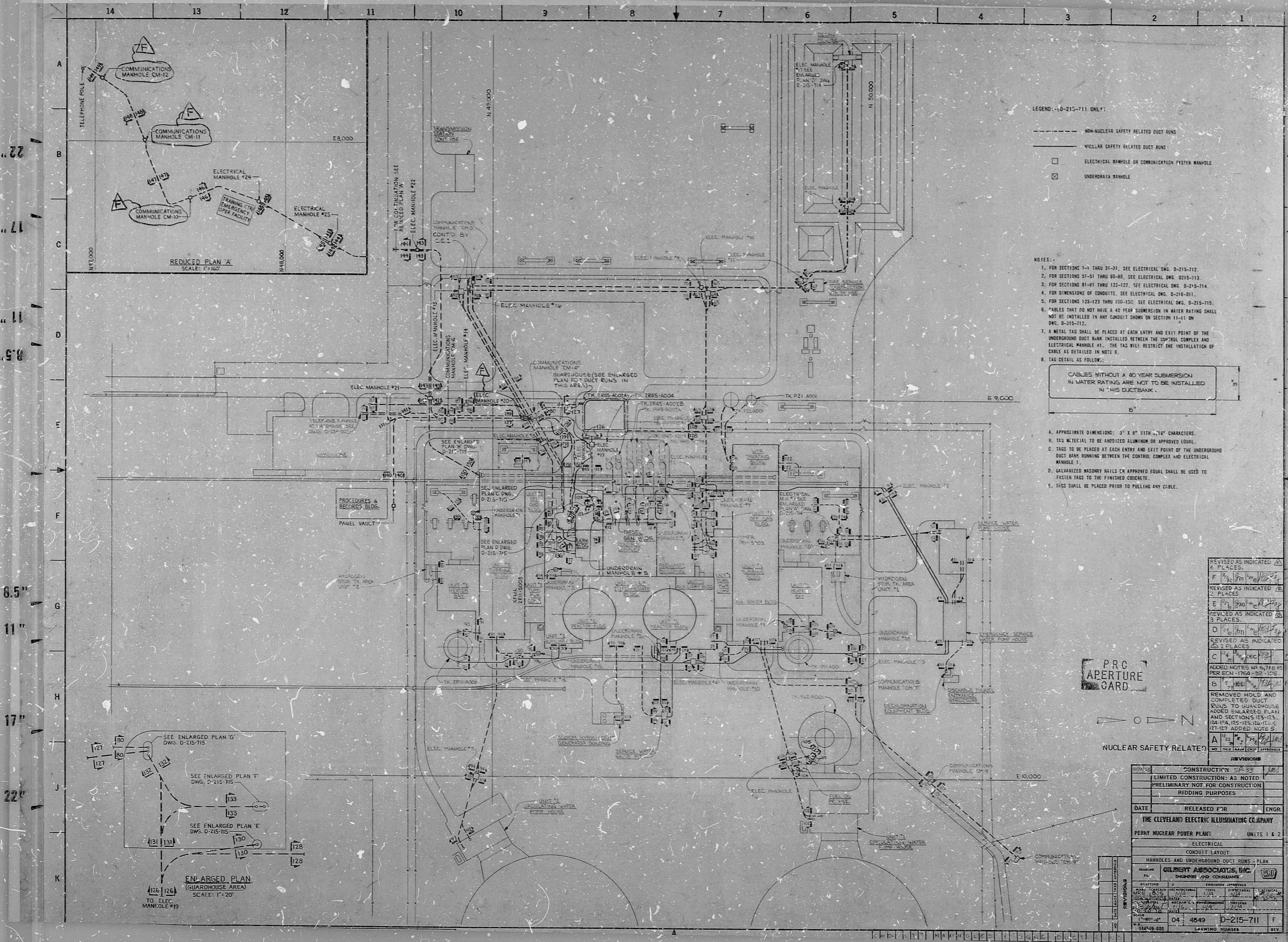


34

34



22

22

17

17

11

11

8.5

8.5

8.5

8.5

11

11

17

17

22

22

34

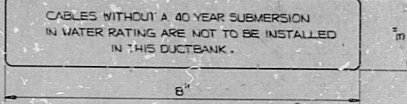
34

LEGEND: (D-215-711 ONLY)

- NON-NUCLEAR SAFETY RELATED DUCT RUNS
- NUCLEAR SAFETY RELATED DUCT RUNS
- ELECTRICAL MANHOLE OR COMMUNICATION SYSTEM MANHOLE
- ⊗ UNDERGROUND MANHOLE

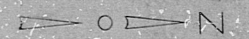
NOTES:

1. FOR SECTIONS 1-11 THRU 31-31, SEE ELECTRICAL DWG. D-215-712.
2. FOR SECTIONS 51-51 THRU 80-80, SEE ELECTRICAL DWG. D-215-713.
3. FOR SECTIONS 81-81 THRU 122-122, SEE ELECTRICAL DWG. D-215-714.
4. FOR DIMENSIONS OF CONDUITS, SEE ELECTRICAL DWG. D-215-711.
5. FOR SECTIONS 123-123 THRU 150-150, SEE ELECTRICAL DWG. D-215-715.
6. CABLES THAT DO NOT HAVE A 40 YEAR SUBMERSION IN WATER RATING SHALL NOT BE INSTALLED IN ANY CONDUIT SHOWN ON SECTION 11-11 ON DWG. D-215-712.
7. A METAL TAG SHALL BE PLACED AT EACH ENTRY AND EXIT POINT OF THE UNDERGROUND DUCT BANK INSTALLED BETWEEN THE CONTROL COMPLEX AND ELECTRICAL MANHOLE #1. THE TAG WILL RESTRICT THE INSTALLATION OF CABLES AS DETAILED IN NOTE 8.
8. TAG DETAIL AS FOLLOWS:



- A. APPROXIMATE DIMENSIONS: 9" x 8" WITH ".160" CHARACTERS.
- B. TAG MATERIAL TO BE ANODIZED ALUMINUM OR APPROVED EQUAL.
- C. TAGS TO BE PLACED AT EACH ENTRY AND EXIT POINT OF THE UNDERGROUND DUCT BANK RUNNING BETWEEN THE CONTROL COMPLEX AND ELECTRICAL MANHOLE #1.
- D. GALVANIZED MASONRY NAILS OR APPROVED EQUAL SHALL BE USED TO FASTEN TAGS TO THE FINISHED CONCRETE.
- E. TAGS SHALL BE PLACED PRIOR TO PULLING ANY CABLE.

PRC APERTURE CARD



NUCLEAR SAFETY RELATED

REVISED AS INDICATED	4 PLACES.	
F	REVISED AS INDICATED	2 PLACES.
E	REVISED AS INDICATED	3 PLACES.
D	REVISED AS INDICATED	2 PLACES.
C	REVISED AS INDICATED	2 PLACES.
B	ADDED NOTES: NR 5, 7, 8, 9, 10 PER ECN - 1764 - 88 - 125	
A	REMOVED HOLD AND COMPLETED DUCT RUNS TO GUARDHOUSE. ADDED ENLARGED PLAN AND SECTIONS 123-123, 124-124, 125-125, 126-126, 127-127. ADDED NOTE 5.	
A	NO. 100 (SEE ENLARGED PLAN APPROVALS)	

CONSTRUCTION	
LIMITED CONSTRUCTION: AS NOTED	
PRELIMINARY NOT FOR CONSTRUCTION	
BIDDING PURPOSES	
DATE	RELEASED FOR ENGR.
THE CLEVELAND ELECTRIC ILLUMINATING COMPANY	
PERRY NUCLEAR POWER PLANT: UNITS 1 & 2	
ELECTRICAL	
CONDUIT LAYOUT	
MANHOLES AND UNDERGROUND DUCT RUNS - PLAN	
DESIGNED BY	GILBERT ASSOCIATES, INC.
ENGINEER	GILBERT ASSOCIATES, INC.
CHECKED BY	GILBERT ASSOCIATES, INC.
DATE	04 4849 D-215-711 F
DRAWING NUMBER	REV

RIDS

8212100360

