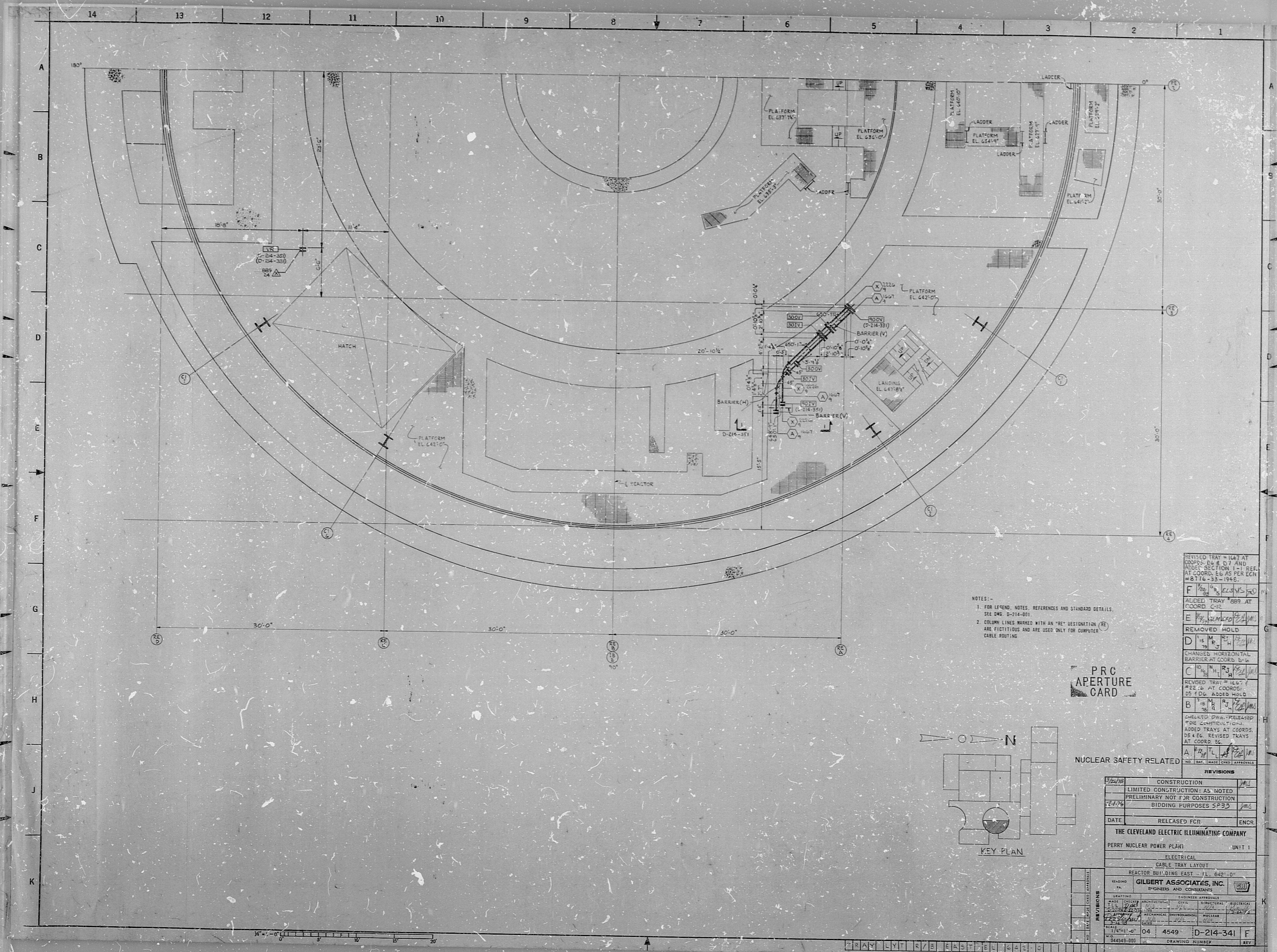


34

34



22"

22"

17"

17"

11"

11"

8.5"

8.5"

8.5"

8.5"

11"

11"

17"

17"

22"

22"

34

34

NOTES:-
 1. FOR LEGEND, NOTES, REFERENCES AND STANDARD DETAILS, SEE DWG. D-214-001.
 2. COLUMN LINES MARKED WITH AN "R" DESIGNATION ("RE") ARE FICTITIOUS AND ARE USED ONLY FOR COMPUTER CABLE ROUTING.

REVISED TRAY # 1667 AT COORDS. D-8 & D-7 AND ADDED SECTION I-1 REF. AT COORD. E-5 AS PER EGM #8716-33-1945.

F 1/26/76 R. E. L. V. S. 500

ADDED TRAY #889 AT COORD. C-12

E 1/26/76 R. E. L. V. S. 500

REMOVED HOLD

D 1/18/76 R. E. L. V. S. 500

CHANGED HORIZONTAL BARRIER AT COORD. D-16

C 1/18/76 R. E. L. V. S. 500

REVISED TRAY # 1667 AT COORD. D-22 & D-23

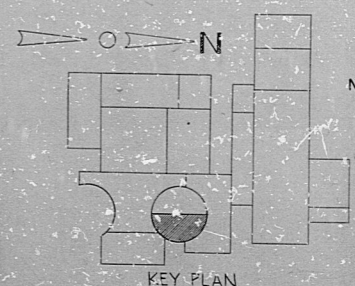
B 1/18/76 R. E. L. V. S. 500

CHECKED DWG. #P24489 FOR CONSTRUCTION. ADDED TRAYS AT COORDS. D-5 & E-6. REVISED TRAYS AT COORD. E-6.

A 1/18/76 R. E. L. V. S. 500


IND. ENG. BASE (ENR) APPROVALS

PRC APERTURE CARD



NUCLEAR SAFETY RELATED

REVISIONS	
CONSTRUCTION	
LIMITED CONSTRUCTION: AS NOTED	
PRELIMINARY NOT FOR CONSTRUCTION	
BIDDING PURPOSES 5/23/76	
DATE	RELEASED FOR ENCR
THE CLEVELAND ELECTRIC ILLUMINATING COMPANY	
PERRY NUCLEAR POWER PLANT UNIT 1	
ELECTRICAL	
REACTOR BUILDING EAST - G-22-D	
GILBERT ASSOCIATES, INC. ENGINEERS AND CONSULTANTS	
DATE	BY
1/18/76	04 4549
D-214-341	F
DRAWING NUMBER	REV



REACTOR BUILDING EAST - G-22-D

82.1208 0 266

RIDS

