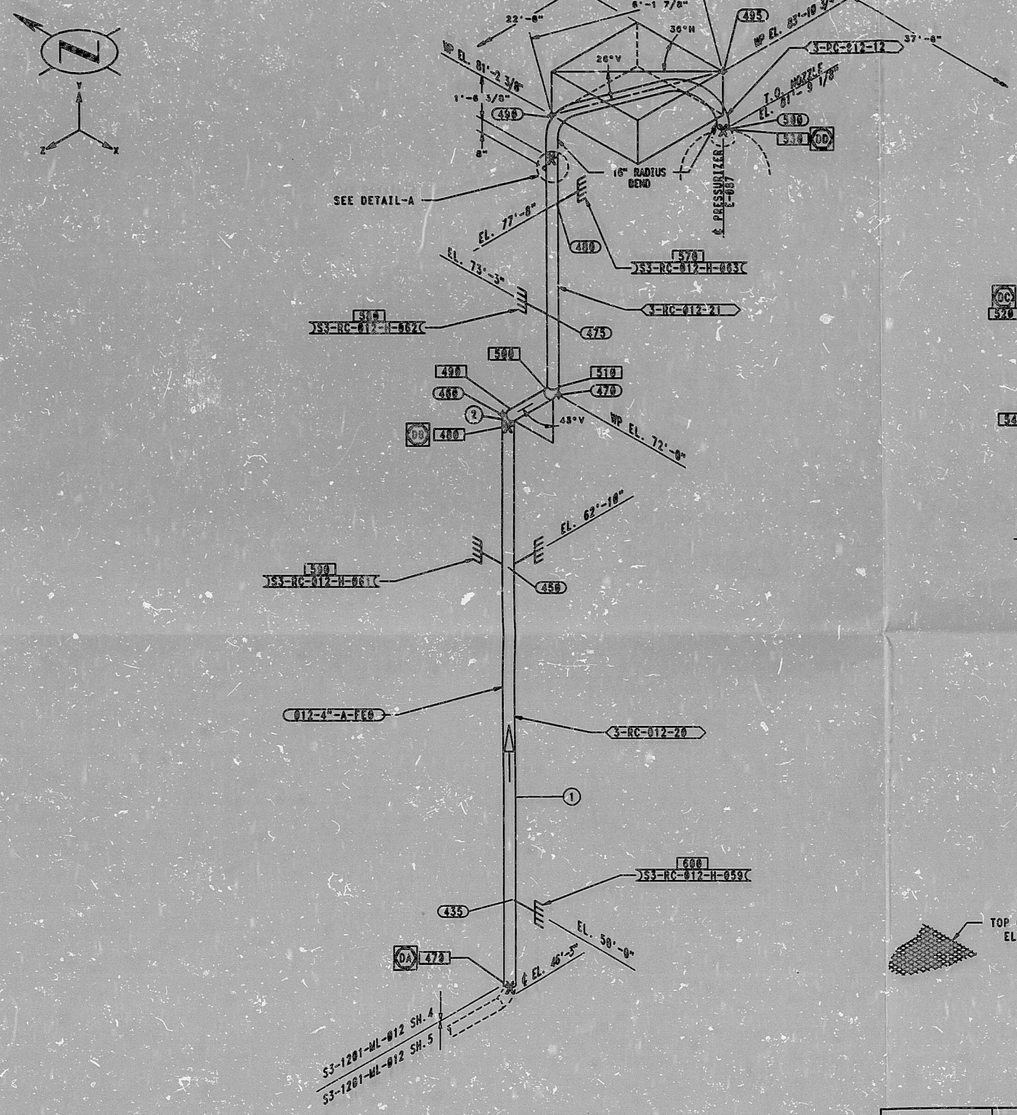

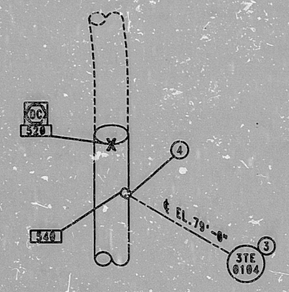

DETAIL-A

ROTATED 180°

BILL OF MATERIALS						
ITEM NO.	QTY.	SIZE	DESCRIPTION	VLV ORIN	ASME ASTM	GRD
1	44L/F	4"	PIPE SMLS. SCH. 120		SA376	TP316
2	2	4"	45° ELL. SCH. 120 (BW)		SA403	WP316
3	1	1"	3TE-0104 DETAIL #3 DWG 41934		SA479	TP316
4	1	1"	PIPE SHLS 2"LG. SCH. 160		SA479	TP316

VALVE/IN-LINE COMPONENT C.G. LOCATION DATA (INCHES)									
UPSTREAM D. P.	DOWNSTREAM D. P.	D. P. "B"	ΔX1	ΔY1	ΔZ1	D. P. "C"	ΔX2	ΔY2	ΔZ2

NOTES:

1 - FOR LEGEND AND STANDARD SYMBOLS SEE DRAWING 41076.
2 - PREFIX FOR ISI INSPECTION AREA NUMBER IS 03-024-XXX UNLESS OTHERWISE NOTED.

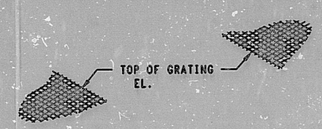

INSULATION: 4 1/2" CHC

CLEANING INFO: CLASS "B"

DIMENSION SHOWN THUS INDICATES A REFERENCE DIMENSION TO CONTAINMENT CENTERLINE

START-UP SYS 3BBB

INSERVICE INSPECTION PROGRAM ZONE 24

FROM: SPRAY LOOP 1A VALVE 3PV-0100A
SYSTEM: 1201
TO: PRESSURIZER UNIT E-087
SYSTEM: 1201

DRAWING NUMBER	DESCRIPTION	NO	DESCRIPTION	RE	IRE	GS	DM	CHK	OTHER	DATE
BLDG. AREA 3C9	CONTAINMENT									
S2-1201-3-7	N-5 REPORT									
M-1201-012-3A	STRESS CALC									
41942 (C7)	PIPING SECT.									
41921 (C3)	PIPING PLAN	1	CONVERTED TO CATIA	BAS	FG	ORL			DCMS	09/02/93
40111BS03 (F2)	PRID	0	ISSUED FOR CONSTR.							

REFERENCES — REVISIONS

QC I — UNIT 3

SAN ONOFRE NUCLEAR GENERATING STATION

ISOMETRIC DRAWING
S3-1201-ML-012-4"-A-FE0

SOUTHERN CALIFORNIA EDISON

Scale: NONE — DRAWN BY: G. JOHNSON

SEPTEMBER 2, 1993 — 13:37 — DRAWING SH 4 OF 4

S3-1201-ML-012 — SH 4 — REV 1

SI APERTURE CARD

PDR RIDS

9401070381



9401070381

MMM 5824 FILMSORT® & DUPLICARD® Cards 3M St. Paul, MN