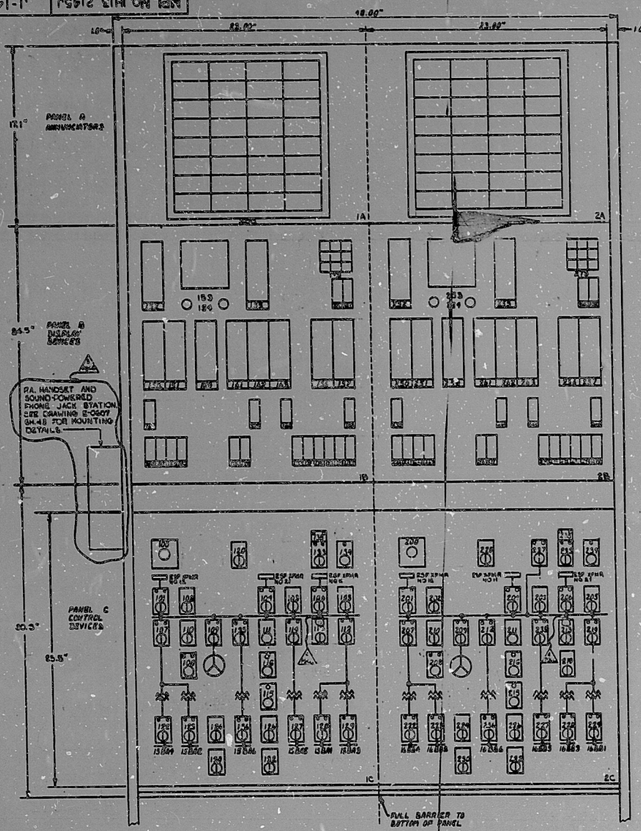


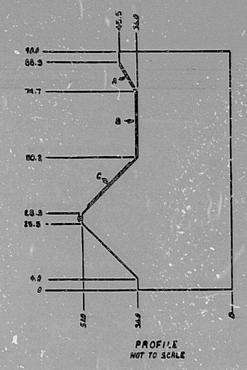


GGNS RECORDS
UNCONTROLLED COPY
DO NOT USE IN TESTING, MAINTENANCE, OR OPERATIONAL ACTIVITY

NOTES:

1. SYMBOL ⚠ INDICATES CHANGES WHICH REQUIRE FIELD MODIFICATION.
2. SYMBOL ⚠ INDICATES CHANGES WHICH REQUIRE FIELD MODIFICATION.

| DEV. NO. | INSTRUMENT NUMBER | SERVICE DESCRIPTION |
|---|---|---|
| 100 | 1R21 HS - M600A | VM SW 4.16 KV BUS 15AA |
| 101 | 1R21 HS - M601A | 4.16 KV BRKR 152-1511 |
| 102 | 1R21 HS - M602A | SYN SW WITH BRKR 152-1511 |
| 103 | 1R21 HS - M603A | SYN SW WITH BRKR 152-1501 |
| 104 | 1R21 HS - M604A | 4.16 KV BRKR 152-1001 |
| 105 | 1R21 HS - M605A | SYN SW WITH BRKR 152-1514 |
| 106 | 1R21 HS - M606A | 4.16 KV BRKR 152-1514 |
| 107 | 1R20 HS - M607A | 4.16 KV BRKR 152-1513 |
| 108 | 1P75 HS - M608A | LBB PANEL RESET PB |
| 109 | 1R21 HS - M609A | 4.16 KV BRKR 152-1509 |
| 110 | 1R21 HS - M610A | SYN SW WITH BRKR 152-1508 |
| 111 | 1P75 H2 - M612A | MAINTENANCE PCRM PB DGN |
| 112 | 1R20 HS - M612A | 4.16 KV BRKR 152-1507 |
| 113 | 1R21 HS - M614A | LBB PNL TEST OUTPUT MODE SW |
| 114 | 1R20 HS - M613A | 4.16 KV BRKR 152-1504 |
| 115 | 1P75 HS - M601A | REMOTE MANUAL DG STOP PB |
| 116 | 1P75 HS - M602A | REMOTE MANUAL DG START PB |
| 117 | DELETED | |
| 118 | DELETED | |
| 119 | DELETED | |
| 120 | 1P75 HS - M604A | UNIT PRL CONT DIESEL GEN 11 |
| 121 | DELETED | |
| 122 | 1R20 HS - M600A | 480V BRKR 52-15401 |
| 123 | 1R20 HS - M601A | 480V BRKR 52-15201 |
| 124 | 1P75 HS - M606A | VOLT REG MODE SW DG 11 |
| 125 | DELETED | |
| 126 | 1P75 HS - M606A | AUTO VOLT SET PT CONT SW DG11 |
| 127 | 1R20 HS - M602A | 480V BRKR 52-15901 |
| 128 | 1R20 HS - M603A | 480V BRKR 52-15301 |
| 129 | 1R20 HS - M604A | 480V BRKR 52-15101 |
| 130 | 1P75 HS - M609A | MANUAL GOV CONT SW DG 11 |
| 131 | DELETED | |
| 132 | 1P75 HS - M611A | MANUAL VOLTAGE CONT SW DG 11 |
| 133 | 1X77 HSS - M600 | DG 11 OUTSIDE AIR FAN |
| 134 | 1X77 HS - M601 | DG 11 OUTSIDE AIR FAN |
| 135 | 1R20 HS - M607 | 4.16 KV BRKR 152-1512 |
| 136 | 1R20 HS - M622A | 480V BRKR 152-15601 |
| 137 | | |
| 138 | 1X77 ZL - R703A | DG A INLET DAMPER LIGHT |
| 139 | DELETED | |

| DEV. NO. | INSTRUMENT NUMBER | SERVICE DESCRIPTION |
|---|---|---|
| 150 | 1P75 E1 - R600A | DIESEL GEN 11 AC VOLTMTR |
| 151 | 1P75 S1 - R601A | DIESEL GEN 11 FREQUENCY MTR |
| 152 | 1R21 E1 - R610A | INCOMING VOLTMTR DIV 1 |
| 153 | 1R21 X1 - R611A | SYNCHROSCOPE DIV 1 |
| 154 | 1R21 YL - R700A | SYNCHRONIZING LIGHTS DIV 1 |
| 155 | 1R21 E1 - R612A | RUNNING VOLTMTR DIV 1 |
| 156 | 1P75 J1 - R602A | DIESEL GEN 11 WATT MTR IND |
| 157 | 1P75 J1 - R603A | DIESEL GEN 11 VAR MTR IND |
| 158 | 1R21 I1 - R613A | AMMTR 4.16 KV BRKR 152-1511 |
| 159 | 1L21 E1 - R603A | 125V DC VOLTMTR BUS 11D4 |
| 160 | 1R21 E1 - R615A | VOLTMTR 4.16 KV BUS 15AA |
| 161 | 1P75 I1 - R604A | DIESEL GEN 11 AC AMMETER |
| 162 | 1P75 E1 - R605A | DIESEL GEN 11 FIELD DC VM |
| 163 | 1P75 I1 - R606A | DIESEL GEN 11 FIELD DC AMMTR |
| 164 | 1R21 I1 - R616A | AMMTR 4.16 KV BRKR 152-1501 |
| 165 | 1R21 I1 - R617A | AMMTR 4.16 KV BRKR 152-1514 |
| 166 | 1R20 I1 - R627A | AMMTR 480V BRKR 52-15401 |
| 167 | 1R20 I1 - R628A | VOLTMTR 480V LC BUS 15B04 |
| 168 | 1R20 I1 - R629A | AMMTR 480V BRKR 52-15201 |
| 169 | 1R20 I1 - R630A | VOLTMTR 480V LC BUS 15B02 |
| 170 | 1R20 I1 - R631A | AMMTR 480V BRKR 52-15501 |
| 171 | 1R20 E1 - R632A | VOLTMTR 480V LC BUS 15B05 |
| 172 | 1R20 I1 - R633A | AMMTR 480V BRKR 52-15101 |
| 173 | 1R20 E1 - R634A | VOLTMTR 480V LC BUS 15B01 |
| 174 | 1R20 I1 - R635A | AMMTR 480V BRKR 52-15301 |
| 175 | 1R20 E1 - R636A | VOLTMTR 480V LC BUS 15B03 |
| 176 | 1R20 I1 - R646A | AMMTR 480V BRKR 52-15401 |
| 177 | 1R20 E1 - R647A | VOLTMTR 480V LC BUS 15B06 |
| 178 | | |
| 179 | 1P77 XL - R701A | SYSTEM STATUS LIGHTS |
| 180 | 1P77 ZL - R707A | FUEL OIL DAY TANK A LVL IND |
| 181 | 1P75 LI - R607A | FUEL OIL STOR TANK A LVL IND |
| 182 | 1P75 LI - R608A | FUEL OIL STOR TANK A LVL IND |

| DEV. NO. | INSTRUMENT NUMBER | SERVICE DESCRIPTION |
|---|---|---|
| 200 | 1R21 HS - M613B | VM SW 4.16 KV BUS 16AB |
| 201 | 1R21 HS - M601B | 4.16 KV BRKR 152-1611 |
| 202 | 1R21 HS - M602B | SYN SW WITH BRKR 152-1611 |
| 203 | 1R21 HS - M603B | SYN SW WITH BRKR 152-1601 |
| 204 | 1R21 HS - M604B | 4.16 KV BRKR 152-1601 |
| 205 | 1R21 HS - M605B | SYN SW WITH BRKR 152-1614 |
| 206 | 1R21 HS - M606B | 4.16 KV BRKR 152-1614 |
| 207 | 1R20 HS - M607B | 4.16 KV BRKR 152-1613 |
| 208 | 1P75 HS - M608B | LBB PANEL RESET PB |
| 209 | 1R21 HS - M609B | 4.16 KV BRKR 152-1609 |
| 210 | 1R21 HS - M608B | SYN SW WITH BRKR 152-1608 |
| 211 | 1P75 H2 - M612B | MAINTENANCE PCRM PB DGB |
| 212 | 1R20 HS - M612B | 4.16 KV BRKR 152-1607 |
| 213 | 1R21 HS - M614B | LBB PNL TEST OUTPUT MODE SW |
| 214 | 1R20 HS - M613B | 4.16 KV BRKR 152-1604 |
| 215 | 1P75 HS - M601B | REMOTE MANUAL DG STOP PB |
| 216 | 1P75 HS - M602B | REMOTE MANUAL DG START PB |
| 217 | DELETED | |
| 218 | DELETED | |
| 219 | 1R21 H2 - M610 | INC BRKR CLOSING PRIORITY |
| 220 | 1P75 H2 - M604B | UNIT PRL CONT DIESEL GEN 12 |
| 221 | DELETED | |
| 222 | 1R20 HS - M600B | 480V BRKR 52-16401 |
| 223 | 1R20 HS - M601B | 480V BRKR 52-16201 |
| 224 | 1P75 HS - M606B | VOLT REG MODE SW DG 12 |
| 225 | DELETED | |
| 226 | 1P75 HS - M606B | AUTO VOLT CONT SET PT CONT SW DG12 |
| 227 | 1R20 HS - M602B | 480V BRKR 52-16501 |
| 228 | 1R20 HS - M603B | 480V BRKR 52-16301 |
| 229 | 1R20 HS - M604B | 480V BRKR 52-16101 |
| 230 | 1P75 HS - M609B | MANUAL GOV CONT SW DG 12 |
| 231 | DELETED | |
| 232 | 1P75 HS - M611B | MANUAL VOLTAGE CONT SW DG 12 |
| 233 | 1X77 HSS - M602 | DG 12 OUTSIDE AIR FAN |
| 234 | 1X77 HS - M603 | DG 12 OUTSIDE AIR FAN |
| 235 | 1R20 HS - M608 | 4.16 KV BRKR 152-1615 |
| 236 | 1R20 HS - M622B | 480V BRKR 152-16601 |
| 237 | 1R21 HS - M636 | SWTD FOR-BRKR 152-1610 |
| 238 | 1X77 ZL - R703B | DG B INLET DAMPER LIGHT |
| 239 | DELETED | |

| DEV. NO. | INSTRUMENT NUMBER | SERVICE DESCRIPTION |
|---|---|---|
| 250 | 1P75 E1 - R600B | DIESEL GEN 12 AC VOLTMTR |
| 251 | 1P75 S1 - R601B | DIESEL GEN 12 FREQUENCY MTR |
| 252 | 1R21 E1 - R610B | INCOMING VOLTMTR DIV 11 |
| 253 | 1R21 X1 - R611B | SYNCHROSCOPE DIV 11 |
| 254 | 1R21 YL - R700B | SYNCHRONIZING LIGHTS DIV 11 |
| 255 | 1R21 E1 - R612B | RUNNING VOLTMTR DIV 11 |
| 256 | 1P75 J1 - R602B | DIESEL GEN 12 WATT MTR IND |
| 257 | 1P75 J1 - R603B | DIESEL GEN 12 VAR MTR IND |
| 258 | 1R21 I1 - R613B | AMMTR 4.16 KV BRKR 152-1611 |
| 259 | 1L21 E1 - R603B | 125V DC VOLTMTR BUS 11D8 |
| 260 | 1R21 E1 - R615B | VOLTMTR 4.16 KV BUS 16AB |
| 261 | 1P75 I1 - R604B | DIESEL GEN 12 AC AMMETER |
| 262 | 1P75 E1 - R605B | DIESEL GEN 12 FIELD DC VM |
| 263 | 1P75 I1 - R606B | DIESEL GEN 12 FIELD DC AMMTR |
| 264 | 1R21 I1 - R616B | AMMTR 4.16 KV BRKR 152-1601 |
| 265 | 1R21 I1 - R617B | AMMTR 4.16 KV BRKR 152-1614 |
| 266 | 1R20 I1 - R627B | AMMTR 480V BRKR 52-16401 |
| 267 | 1R20 E1 - R628B | VOLTMTR 480V LC BUS 16B04 |
| 268 | 1R20 I1 - R629B | AMMTR 480V BRKR 52-16201 |
| 269 | 1R20 E1 - R630B | VOLTMTR 480V LC BUS 16B02 |
| 270 | 1R20 I1 - R631B | AMMTR 480V BRKR 52-16501 |
| 271 | 1R20 E1 - R632B | VOLTMTR 480V LC BUS 16B05 |
| 272 | 1R20 I1 - R633B | AMMTR 480V BRKR 52-16101 |
| 273 | 1R20 E1 - R634B | VOLTMTR 480V LC BUS 16B01 |
| 274 | 1R20 I1 - R635B | AMMTR 480V BRKR 52-16301 |
| 275 | 1R20 E1 - R636B | VOLTMTR 480V LC BUS 16B03 |
| 276 | 1R20 I1 - R646B | AMMTR 480V BRKR 52-16601 |
| 277 | 1R20 E1 - R647B | VOLTMTR 480V LC BUS 16B06 |
| 278 | | |
| 279 | 1P75 XL - R701A-B | SYSTEM STATUS LIGHTS |
| 280 | 1P75 LI - R607B | FUEL OIL DAY TANK B LVL IND |
| 281 | 1P75 LI - R608B | FUEL OIL STOR TANK B LVL IND |
| 300 | 1C82 - L620 | ANNUNCIATOR WINDOW CABINET |
| 301 | 1C82 - L621 | ANNUNCIATOR WINDOW CABINET |

TERA APERTURE CARD

DELETED

| SYM. | DATE | REVISIONS | BY | CHKD | ENGR | SUPV | APPR |
|---|---|---|---|---|---|---|---|
| 5 | 11/19 | ISSUED FOR CORRECT DRAWING REV. NUMBER | DEF | RBW | | | |
| 4 | 7/19 | ISSUED FOR CONSTR-REVISED | DEF | RCP | | | |
| 3 | 7/19 | ISSUED FOR CONSTRUCTION | DEF | RBC | | | |
| 2 | 4/22/19 | REVISED FOR PGCC DESIGN. | TES | WM | | | |
| 1 | 1/11/19 | REVISED FOR PGCC DESIGN | MT | LC | | | |
| A | 7/20/79 | DELETED THIS DRAWING SUPERSEDED BY DRAWINGS J-1414, J-1414A, J-1414B-D-HAND. | JA | SM | | | |
| 0 | 5/30/79 | ISSUED FOR CONSTR. REV. | JA | RCP | | | |
| 0 | 1/17/79 | ISSUED FOR PGCC DESIGN | EH | BS | | | |

SCALE 3" = 1'-0" DATE 9-20-78 DESIGNED C.S. DRAWN E.H. CHECKED U.P.

**BECHTEL**
GAITHERSBURG, MARYLAND

**MISSISSIPPI POWER & LIGHT COMPANY**
GRAND GULF NUCLEAR STATION
UNITS 1 & 2

DIESEL GENERATOR BENCH BOARD
1H13-P864

| JOB No. | DRAWING No. | REV. |
|---|---|---|
| 9645- | J-1414 | 10 |

MPL No. 1H13 2145J

I certify that the image contained on this frame was made in the normal and regular course of business, on the date stated below and that it is an accurate reproduction of the document(s) submitted as Micrographics.
DATE ____ OPERATOR ____ SUPERVISOR ____

30X

R105-PDR

8103050625

DDAINT

NRCA ANP6F HAØ45

" " IBØ45

" " IBØ22



MMM 5824 — FILMSORT® Brand Aperture & Camera Cards and DUPLICARD® Brand Copy Cards — Product of 3M Company, St. Paul, Minn.