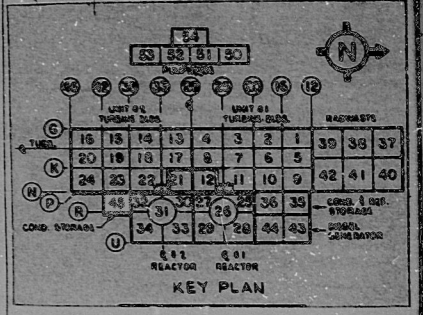
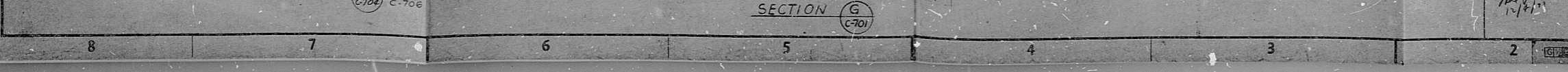
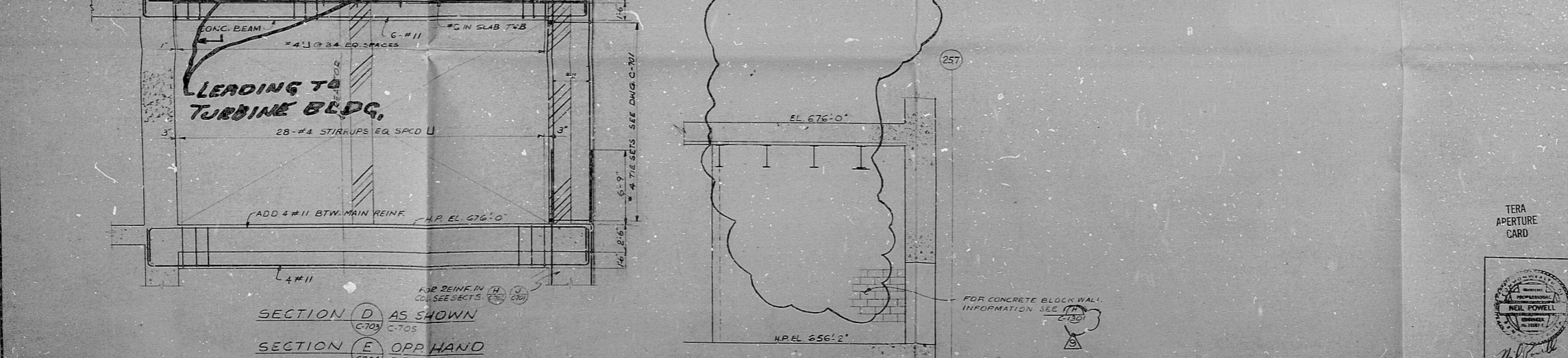

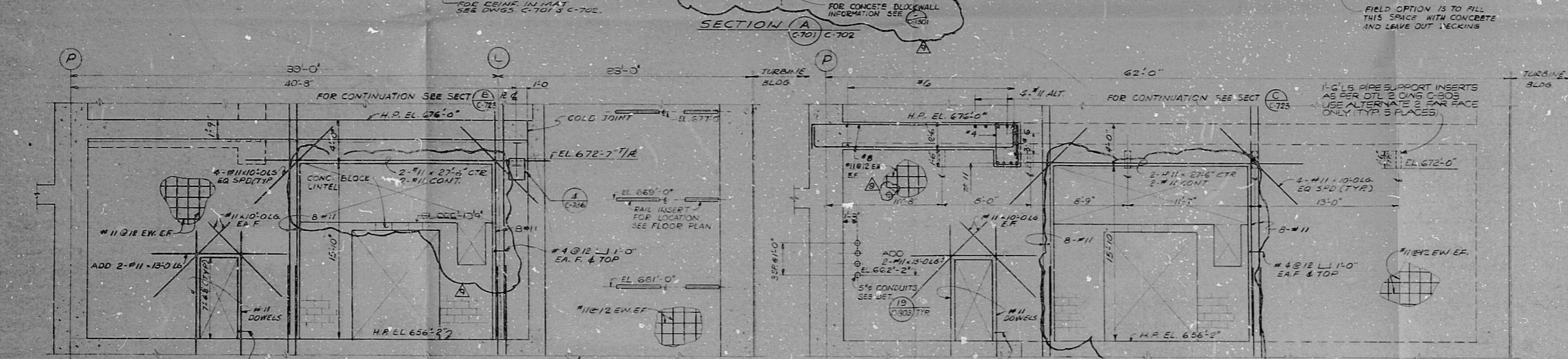
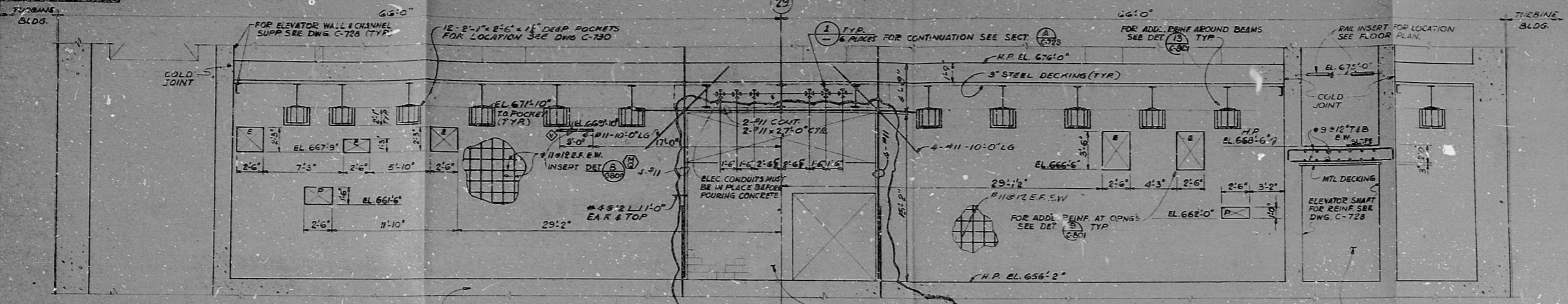


8956-C-722



NOTES  
 1 FOR NOTES, REFERENCE DRAWINGS AND GENERAL NOTES SEE DRAWINGS C103, C-104 & C801 RESPECTIVELY.  
 2 REFERENCE DRAWINGS LISTED AND OPENINGS SHOWN HEREON ARE NOT COMPLETE PRIOR TO CONSTRUCTION. FIELD SHALL LOCATE OPENINGS, BLOCKOUTS AND EMBEDDED PIPING FROM LATEST MECHANICAL DRAWINGS AND EMBEDDED CONDUITS FROM LATEST ELECTRICAL DRAWINGS.  
 3 CONCRETE SHALL BE 4000 PSI (FC) UNO.

REFERENCE DWG'S.		REFERENCE DWG'S.	
BECHTEL NO.	PL. NO.	BECHTEL NO.	PL. NO.
C-103	E-105194-SH	C-801	E-105598-SH
C-102	E-105197-SH	C-728	E-105293-SH
C-701	E-105518-SH	C-730	E-105531-SH
C-702	E-105518-SH	C-723	E-105213-SH
C-703	E-105517-SH	C-727	E-105203-SH
C-704	E-105517-SH	C-706	E-105203-SH
C-721	E-105528	C-707	E-105213-SH
C-726	E-105528	C-803	E-105604-SH
C-805-1	E-105600-1	C-1501	E-105930-1
C-805-2	E-105600-2		
C-805-3	E-105600-3		

NO.	DATE	REVISIONS	BY	CHECKED
1	1/17/72	ISSUED FOR CONSTRUCTION	W. J. ALLEN	W. J. ALLEN
2	1/17/72	REVISED	W. J. ALLEN	W. J. ALLEN
3	1/17/72	REVISED	W. J. ALLEN	W. J. ALLEN
4	1/17/72	REVISED	W. J. ALLEN	W. J. ALLEN
5	1/17/72	REVISED	W. J. ALLEN	W. J. ALLEN
6	1/17/72	REVISED	W. J. ALLEN	W. J. ALLEN
7	1/17/72	REVISED	W. J. ALLEN	W. J. ALLEN
8	1/17/72	REVISED	W. J. ALLEN	W. J. ALLEN
9	1/17/72	REVISED	W. J. ALLEN	W. J. ALLEN
10	1/17/72	REVISED	W. J. ALLEN	W. J. ALLEN
11	1/17/72	REVISED	W. J. ALLEN	W. J. ALLEN
12	1/17/72	REVISED	W. J. ALLEN	W. J. ALLEN
13	1/17/72	REVISED	W. J. ALLEN	W. J. ALLEN
14	1/17/72	REVISED	W. J. ALLEN	W. J. ALLEN
15	1/17/72	REVISED	W. J. ALLEN	W. J. ALLEN
16	1/17/72	REVISED	W. J. ALLEN	W. J. ALLEN
17	1/17/72	REVISED	W. J. ALLEN	W. J. ALLEN
18	1/17/72	REVISED	W. J. ALLEN	W. J. ALLEN
19	1/17/72	REVISED	W. J. ALLEN	W. J. ALLEN
20	1/17/72	REVISED	W. J. ALLEN	W. J. ALLEN
21	1/17/72	REVISED	W. J. ALLEN	W. J. ALLEN
22	1/17/72	REVISED	W. J. ALLEN	W. J. ALLEN
23	1/17/72	REVISED	W. J. ALLEN	W. J. ALLEN
24	1/17/72	REVISED	W. J. ALLEN	W. J. ALLEN
25	1/17/72	REVISED	W. J. ALLEN	W. J. ALLEN
26	1/17/72	REVISED	W. J. ALLEN	W. J. ALLEN
27	1/17/72	REVISED	W. J. ALLEN	W. J. ALLEN
28	1/17/72	REVISED	W. J. ALLEN	W. J. ALLEN
29	1/17/72	REVISED	W. J. ALLEN	W. J. ALLEN
30	1/17/72	REVISED	W. J. ALLEN	W. J. ALLEN
31	1/17/72	REVISED	W. J. ALLEN	W. J. ALLEN
32	1/17/72	REVISED	W. J. ALLEN	W. J. ALLEN
33	1/17/72	REVISED	W. J. ALLEN	W. J. ALLEN
34	1/17/72	REVISED	W. J. ALLEN	W. J. ALLEN
35	1/17/72	REVISED	W. J. ALLEN	W. J. ALLEN
36	1/17/72	REVISED	W. J. ALLEN	W. J. ALLEN
37	1/17/72	REVISED	W. J. ALLEN	W. J. ALLEN

TERA APERTURE CARD

PENNSYLVANIA POWER & LIGHT COMPANY  
 ALLENTOWN, PENNSYLVANIA  
 SUSQUEHANNA STEAM ELECTRIC STATION - UNIT 1, UNIT 2

BECHTEL - SAN FRANCISCO

CENTRAL CONTROL BUILDING UNITS 1&2  
 WALL ELEVATIONS  
 EL. 656'-0" TO EL. 717'-3"

JOB NO.	DRAWING NO.	REV.
8856	C-722	9

E-105529-SH  
 8012-00577

RDX — PDR

8012180578

