NODE NO.		LOCATION (FT)			NODE NO.		LOCATION (FT)			NODE NO.		LOCATION (FT)		
FROM	TO	X	Y	Z	FROM	TO	X	Y	Z	FROM	TO	X	Y	Z
581	583		6.000		603	605			3.188	623	625		1.000	
583	585		1.416		605	607			4.000	625	627	1.250		
585	701			.281	607	609			4.667	627	629	6.000		
585	587				609	611			6.333	629	631	3.333		
591	593				611	613			6.333	601	602			
593	595			.583	613	615			4.167	602	603			
595	597				615	617			3.542					
597	599				617	619			4.000					
599	601			5.000	619	621			4.500					
601	603		1.250		621	623			6.000					

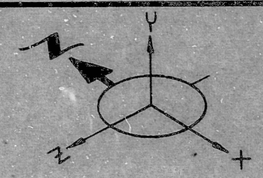

REFERENCE DRAWINGS

1. M-202 PIPING & INSTRUMENTATION DIAGRAM
2. M-26 PIPING DRAWING
3. M-107-84 FAB. ISO.

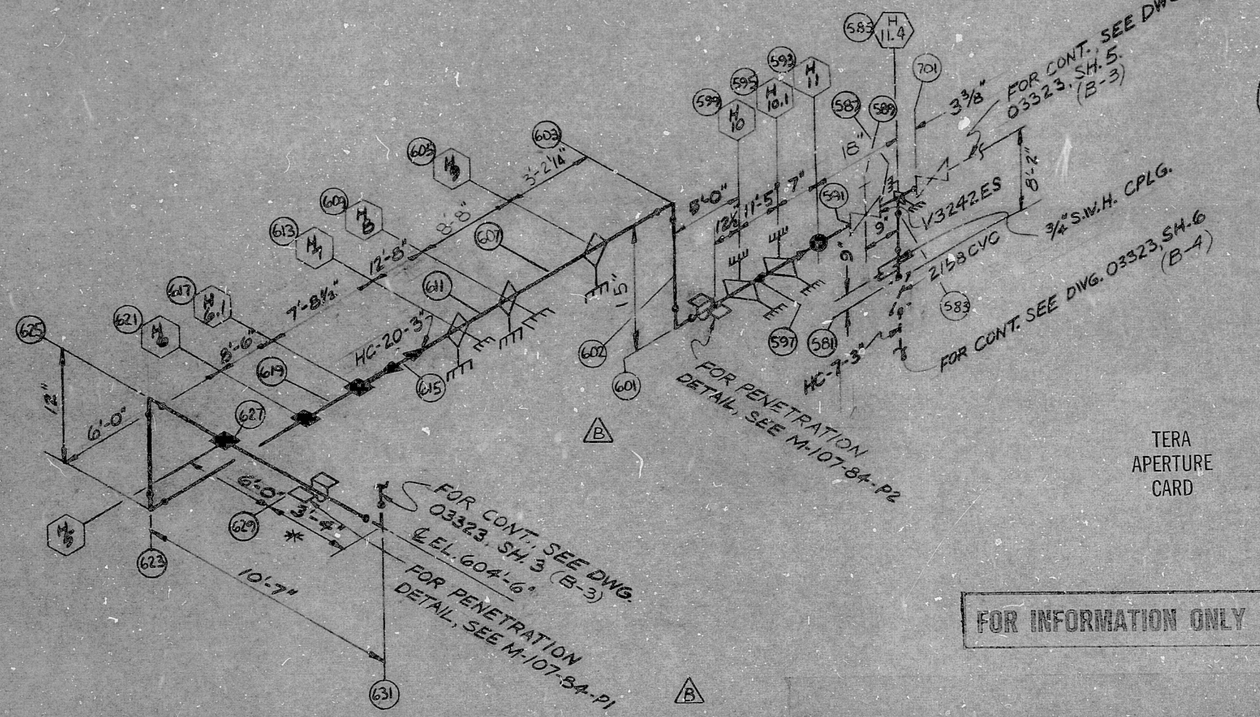

GENERAL NOTES

1. * INDICATES ASSUMED DIMENSION
2. ALL DIMENSIONS ARE AS-BUILT DIMENSIONS PER N.R.C. I.E. BULLETIN 79-14 AND ARE WITHIN THE TOLERANCES OF 12447-033-FP2 FIELD PROCEDURE ATTACHMENT III.

TERA APERTURE CARD

FOR INFORMATION ONLY

TOTAL NO. OF SUPPORTS	GUIDE	RESTRAINT	
10	SPRING HANGER	RIGID HANGER	ANCHOR
TOTAL LIN. FT. OF PIPE	DIRECTION OF RESTRAINT	DIRECTION OF EXPANSION	SNUBBER
88'-0"			

No.	DATE	REVISIONS	BY	CH'K	STRESS ENGR.	SUPV. ENGR.	PROJ. ENGR.	MICROFILM DATE
C		DELETED: HANGER 9.1 (B-3); ADDED HANGER H-11.4 ADDED: GEN'RL NOTE 2 (C-1) ADDED NODE POINTS TO CHART	RB	LRS DL				
B	4-15-80	ADDED: TOTAL NO. OF SUPP. (A-3) M.K & RIG. HGR. H9.1 (B-3). CHANGED: SH 4 OF 13 WAS SH 4 OF 7		DL	—	—	—	
A	1-10-80	ISSUED TO STRESS	MM	DCG	—	—	—	

SCALE NONE | DESIGNED ~ | DRAWN M. MIKOS

BECHTEL
ANN ARBOR, MICHIGAN

PALISADES PLANT
CONSUMERS POWER COMPANY
GWO 6787

STRESS ISOMETRIC

SIRW TANK TO CHARGING PUMPS

JOB No.	DRAWING No.	REV.
12447-033	03323 SH. 4 OF 13 (Q)	C
950W18-M107-SH.	BLDG. LOCATION: CBA PCHG. RMS, 602' PIPEWAY STRW.	

8012080562

REDS PDR

8012080562



MMM 5824 — FILMSORT® Brand Aperture & Camera Cards and DUPLICARD® Brand Copy Cards — Product of 3M Company — St. Paul, Minn.