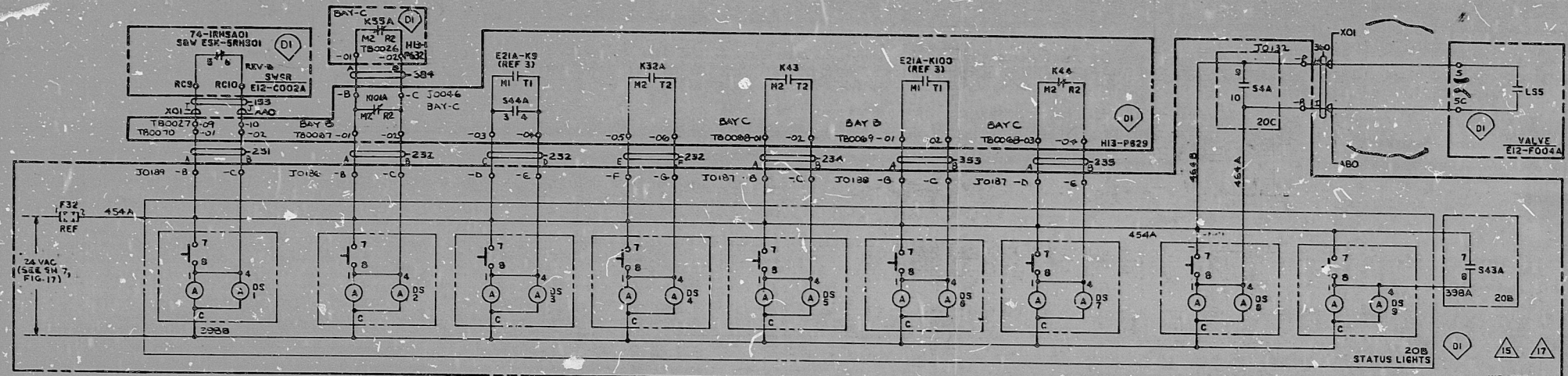
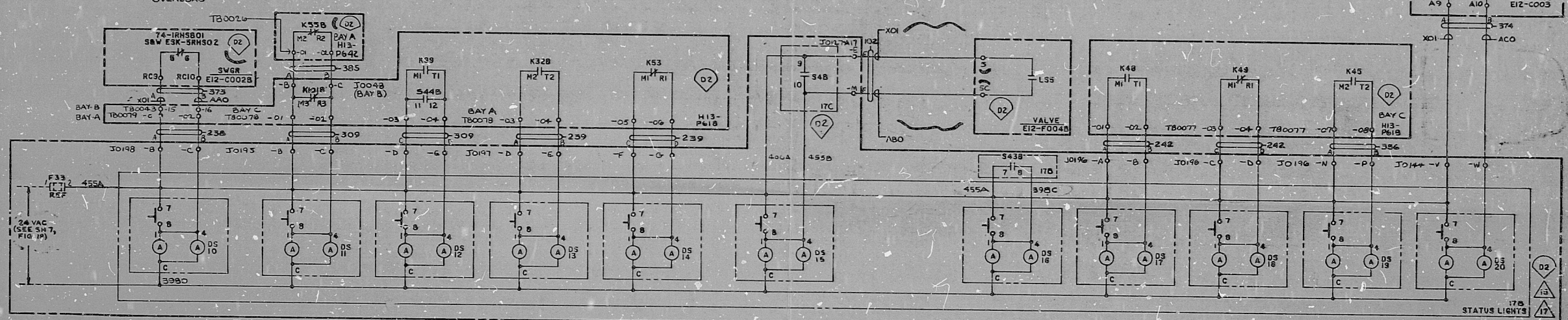


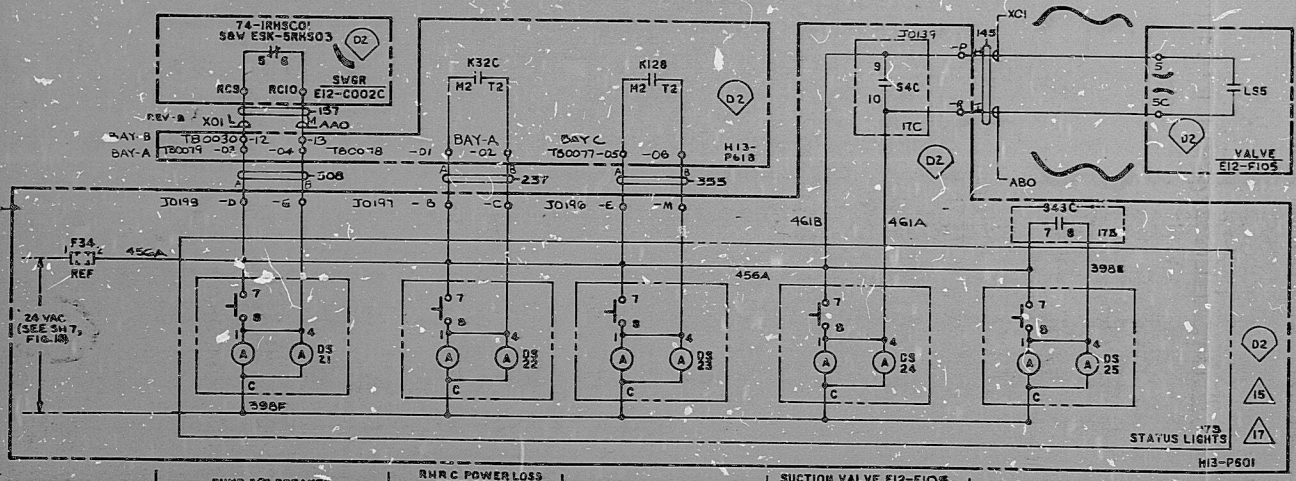
ALL WIRING IS (A7) UNLESS OTHERWISE INDICATED ON THIS SHEET.



PUMP "A" BREAKER INOPERATIVE, NOT IN OPERATING POSITION, LOSS OF POWER, LOCKED OUT BY OVERLOAD. SYSTEM 1 RELAY LOGIC OR INSTR. POWER FAILURE. SYSTEM 1 IN TEST STATUS. RHR "A" POWER LOSS OR THERMAL OVERLOAD OF ANY VALVE. RHR "A" TRIP UNIT IN CAL OR GROSS FAILURE. RHR "A" SW CKT NO. IRHSA15. RHR "A" TRIP UNIT CARD OUT OF FILE OR POWER LOSS. SUCTION VALVE E12-F004A CONTROL SWITCH IN CLOSE POSITION OR FULLY CLOSED. RHR "A" SYS MANUAL INCP.



PUMP "B" BREAKER INOPERATIVE, NOT IN OPERATING POSITION, LOSS OF POWER, LOCKED OUT BY OVERLOAD. SYSTEM 2 RELAY LOGIC OR INSTR. POWER FAILURE. SYSTEM 2 IN TEST STATUS. RHR "B" SW CKT NO. IRHBS15. RHR "B" POWER LOSS OR THERMAL OVERLOAD OF ANY VALVE. DIV 2 INVERTER POWER FAILURE. SUCTION VALVE E12-F004B CONTROL SWITCH IN CLOSE POSITION OR FULLY CLOSED. RHR "B" SW CKT NO. IRHBS15. RHR "B" SYS MANUAL INCP. RHR "B/C" TRIP UNIT IN CAL OR GROSS FAILURE. RHR "B/C" TRIP UNIT CARD OUT OF FILE OR POWER LOSS. RHR "B" LINE BREAK. RHR "B/C" DISCHARGE LINE FILL PUMP E12-C003 OVERLOAD OR PWR LOSS.



PUMP "C" BREAKER INOPERATIVE, NOT IN OPERATING POSITION, LOSS OF POWER, LOCKED OUT BY OVERLOAD. RHR "C" POWER LOSS OR THERMAL OVERLOAD OF ANY VALVE. RHR "C" LINE BREAK. SUCTION VALVE E12-F103 CONTROL SWITCH IN CLOSED POSITION OR FULLY CLOSED. RHR "C" SW CKT NO. IRHSC15. RHR "C" SYS MANUAL INCP.

TI APERTURE CARD

CABLE NO.	LINE CODE
0184	385
0178	102
0175	145
0132	231
0129	232
0130	234, 235
0124	237, 239
0125	230, 308
0123	242, 352, 356
0222	309
0131	353
0189	380
0181	374
0150	157
0163	375
0016	153
0081	584

654-455 A36 (40/34)
 LINE CODES: 102, 145, 157, 231, 232, 234, 235, 237, 239, 308, 309, 352, 353, 356, 374, 375, 380, 385, 584

NO.	DESCRIPTION	DATE	BY
3	REVISION		
2	REVISION		
1	REVISION		

8412200191

PDR RIDS

