

FIG. 4

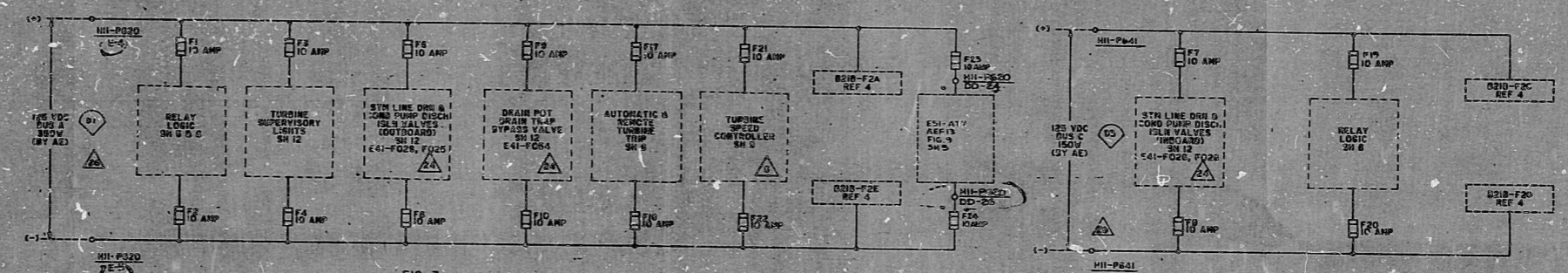


FIG. 3

FIG. 5

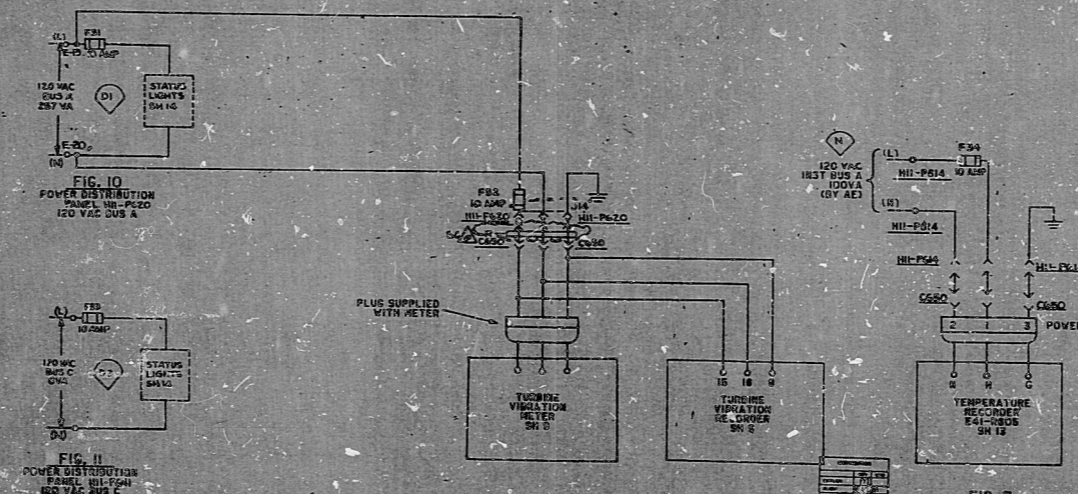


FIG. 7




FIG. 10
POWER DISTRIBUTION
PANEL HI-P220
120 VAC BUS A




FIG. 11
POWER DISTRIBUTION
PANEL HI-P241
120 VAC BUS C

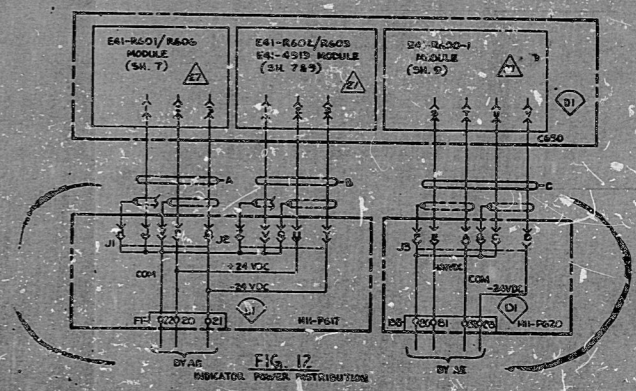


FIG. 12
MANUAL POWER DISTRIBUTION

PRC
APERTURE
CARD

NO.	DESCRIPTION	REV.	DATE
1	ISSUED FOR CONSTRUCTION	1	11/17/68
2	REVISIONS		
3			
4			
5			
6			
7			
8			
9			
10			

1005-111-21-200-624-1-78

22"
17"
11"
8.5"
11"
17"
22"

RIDS

8307280492

