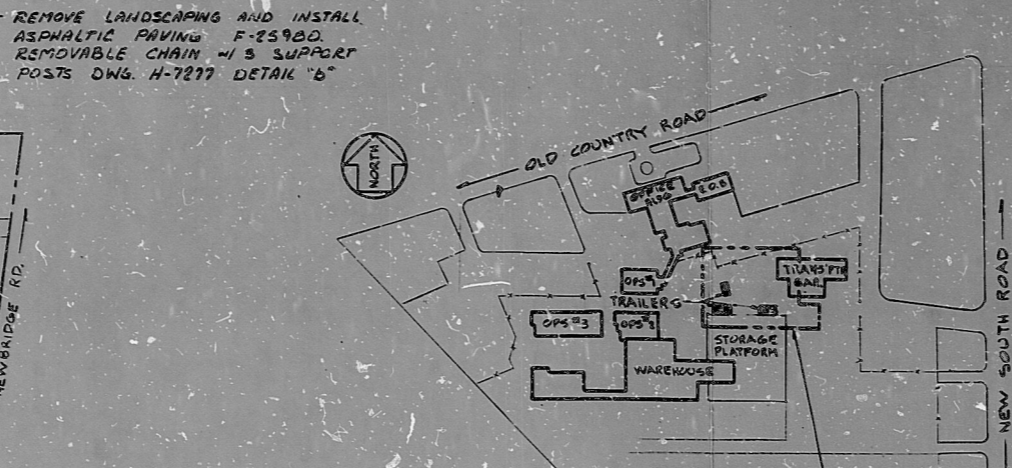
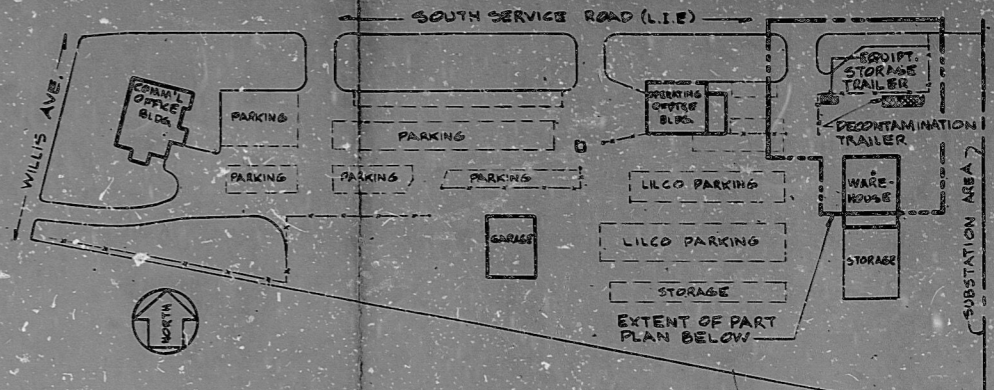


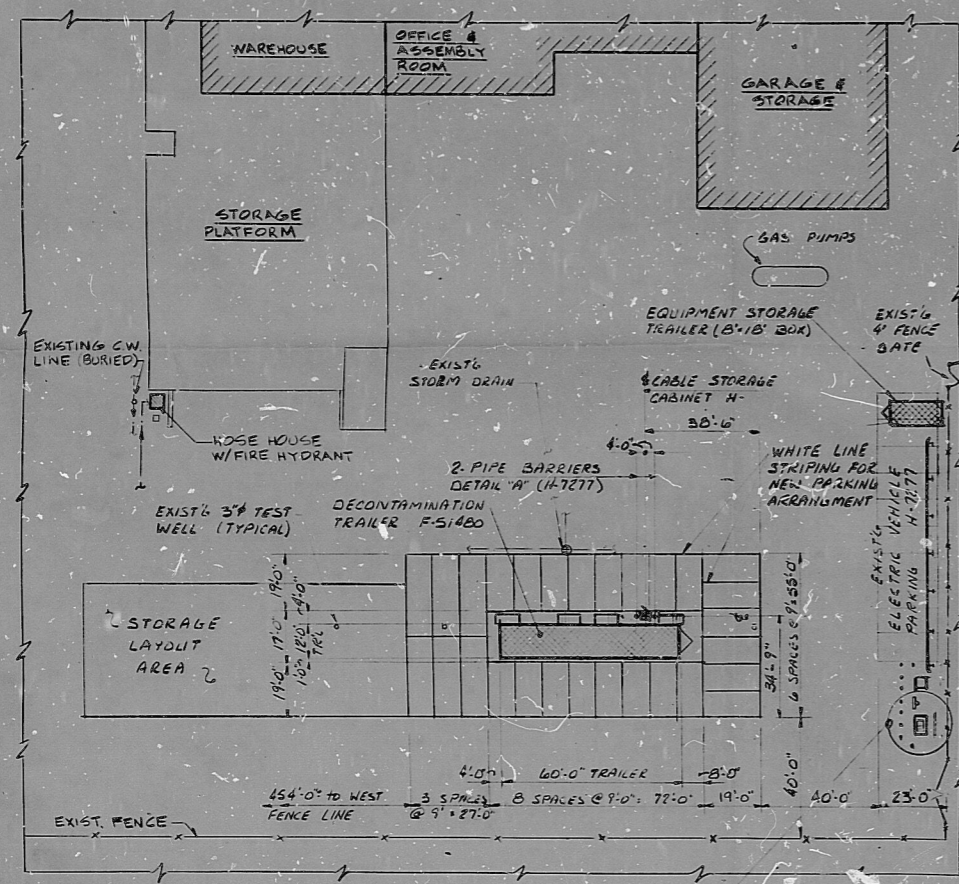
BELLMORE OPERATIONS CENTER
(KEY PLAN)



HICKSVILLE OPERATIONS CENTER
(KEY PLAN)



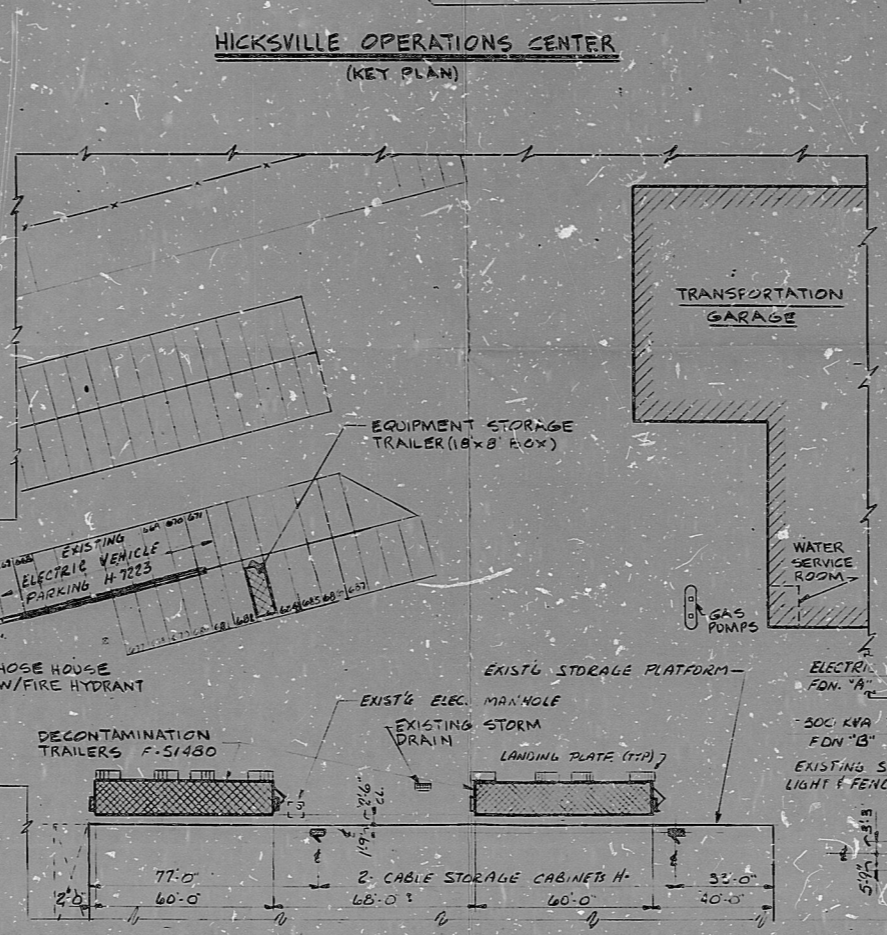
ROSLYN OPERATIONS CENTER
(KEY PLAN)



BELLMORE - PART SITE PLAN
SCALE: 1"=30'-0"

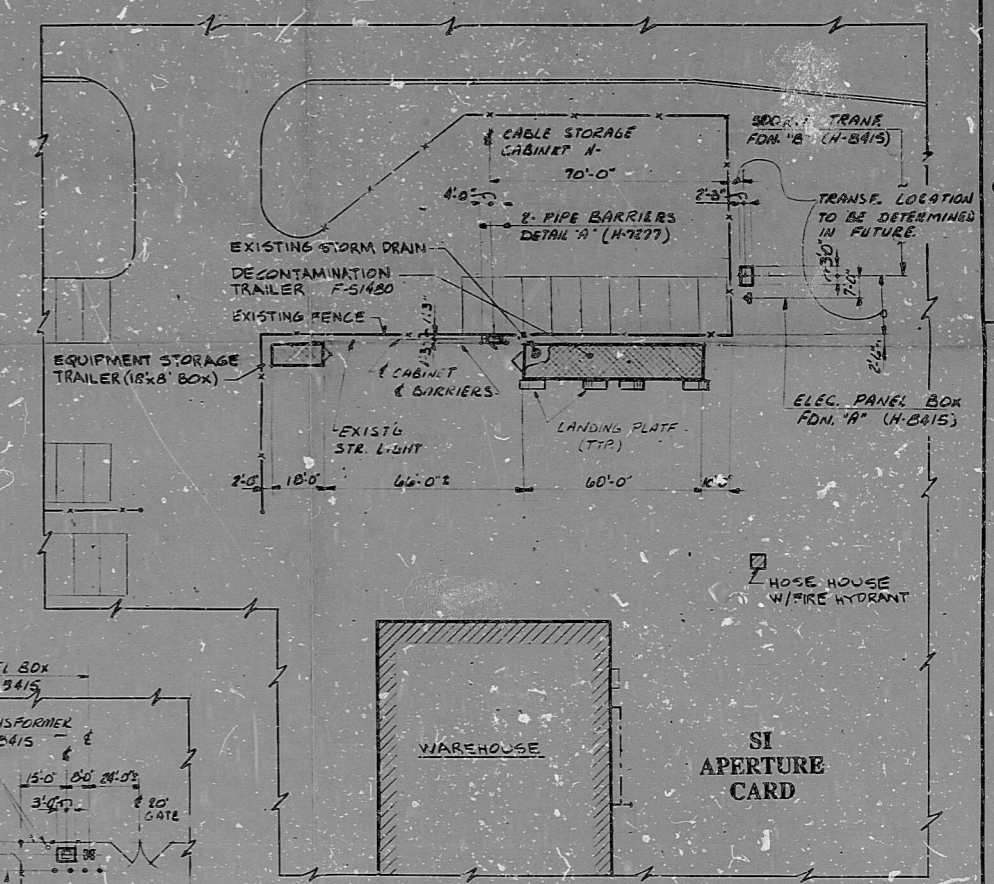
REFERENCE DWGS.
F-25276 DRAINAGE & PAVING
F-51486 MECHANICAL
F-51851 ELECTRICAL

SEE DETAIL PLAN (H-7277) FOR 300KVA TRANSFORMER, ELECTRIC PANEL BOX, PIPE BARRIERS AND BLOCK WALL LOCATIONS.



HICKSVILLE - PART SITE PLAN
SCALE 1"=30'-0"

REFERENCE DWGS (HICKS)
F-961-6-2 U.S. MAINS
F-51486 MECHANICAL
F-51842 ELECTRICAL



ROSLYN - PART SITE PLAN
SCALE: 1"=30'-0"

REFERENCE DWGS (ROSLYN)
F-51486 MECHANICAL
F-25499 DRAINAGE & PAVING
F-51851 ELECTRICAL

NOTE
USE EXTREME CAUTION DURING EXCAVATION. EXISTING UNDERGROUND FACILITIES ARE IN WORK AREAS.
(APPLIES TO ALL SITES)

8905010107

DECONTAMINATION TRAILERS - SITE PLANS			
BELLMORE, HICKSVILLE & ROSLYN OPERATIONS CENTERS			
LONG ISLAND LIGHTING COMPANY			
OFFICE OF ENGINEERING			
175 EAST OLD COUNTRY ROAD			
HICKSVILLE, NEW YORK			
NO.	DATE	BY	APP'D.
1	10-16-89	W.T. CED	W.T. CED
2	10-16-89	W.T. CED	W.T. CED
3	10-16-89	W.T. CED	W.T. CED
4	10-16-89	W.T. CED	W.T. CED
5	10-16-89	W.T. CED	W.T. CED
6	10-16-89	W.T. CED	W.T. CED
7	10-16-89	W.T. CED	W.T. CED
8	10-16-89	W.T. CED	W.T. CED
9	10-16-89	W.T. CED	W.T. CED
10	10-16-89	W.T. CED	W.T. CED

*8904250452

PDR RIDS

8905010107

