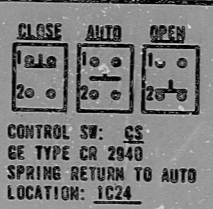
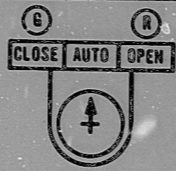
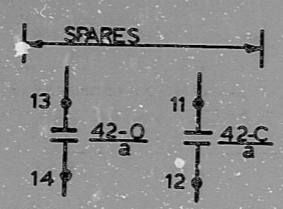
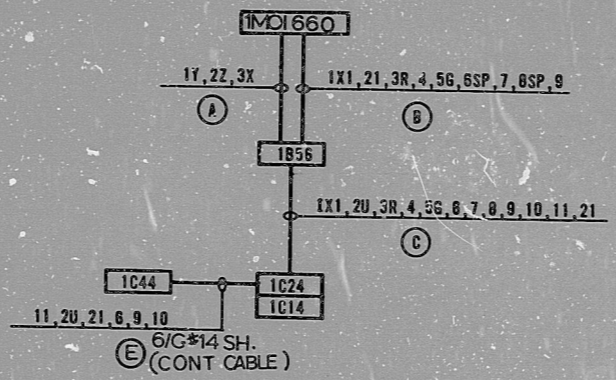


This drawing and the design it covers are the property of BECHTEL. They are hereby loaned and on the borrower's express agreement that they will not be reproduced, copied, loaned, exhibited or used except in the limited way and under the conditions permitted by any written agreement given by the lender to the borrower.

1	REVISED ADAPTER TABLE	CP	10/24/78
2	ADAPTER TABLE REVISED	CP	5/23/78
3	ISSUED FOR CONSTRUCTION	CP	5/23/78



CONTROL SW: CS
GE TYPE CR 2840
SPRING RETURN TO AUTO
LOCATION: 1C24



REACTOR BUILDING ISOLATION VALVE 1M0-1660
SCHEME 1B85622
SU. DESIG. EGA

ROTOR	CONY NO.	VALVE POSITION		
		CLOSE	INTER MED	OPEN
1	1			
	2			
	3			
	4			
	5			
2	6			
	7			
	8			
	9			
	10			
3	11			
	12			
	13			
	14			
	15			
4	16			
	17			
	18			
	19			
	20			

* DENOTES SPARE

VALVE NO	SCHEME NO	RBCAS / RBTS-I		LOCATIONS				HP	SU DESIG		
		RELAY	E 3/5 SH	CHAN							
1M0-1660	1B85622	K 312	(69)	B	1C24	1C14	1C44	1B56	1M01660	.66	1-EGA
1M0-1661B	1B82439	K 315	69	B	1C24	1C14	1C44	1B24	1M01661B	.33	1-EGA
2M0-1760	2B85622	K 312	73	B	2C24	2C14	2C44	2B56	2M01760	.66	2-EGA
2M0-1761B	2B82439	K 315	73	B	2C24	2C14	2C44	2B24	2M01761B	.33	2-EGA

BECHTEL
ANN ARBOR, MICHIGAN

MIDLAND PLANT UNITS 1 & 2
CONSUMERS POWER COMPANY

SCHEMATIC DIAGRAM
CCW REACTOR BUILDING ISOLATION VALVE

JOB No.	DRAWING No.	REV.
7220	E-213(Q) SH 4	2

I certify that the image contained on this frame was made in the normal and regular course of business, on the date stated below and that it is an accurate reproduction of the document submitted to reprographics.

2/18/81 R. Canfield
DATE CAMERA OPERATOR SUPERVISOR OF REPROGRAPHICS

16X

RIDS

8/12330457

