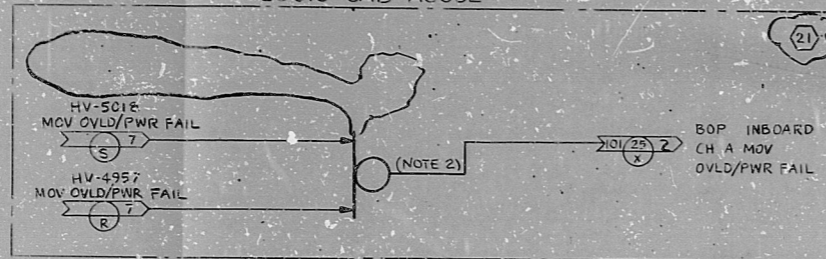


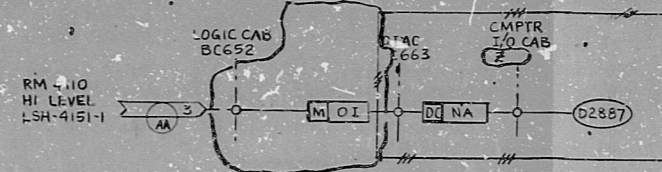
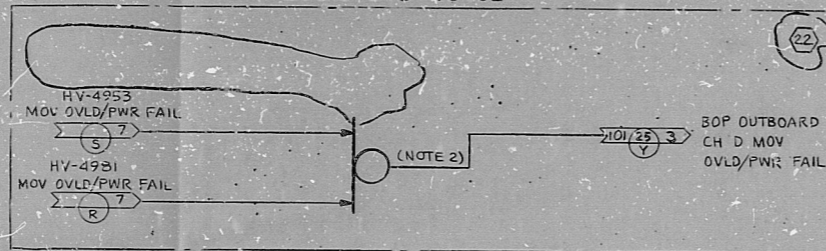
J-25-C SHT. 6

This drawing and the design it covers are the property of BECHTEL. They are loaned and on the borrower's express agreement that they will not be reproduced, copied, loaned, exhibited, nor used except in the limited way and phrase use permitted by any written consent given by the lender to the borrower.

LOGIC CAB AC652



LOGIC CAB DC652



- NOTES:
1. CONTACT OPENS FOR ALARM.
 2. CONTACTS CLOSE ON CONDITION STATED.

LSH	ARROWS	LOGIC CAB	PUMP CTK	COMP I/O CAB	WIRE NO. TO COMPUTER	COMP. INPUT NO.	CKT. NO.
4151-1	ARROW AA SHT. 3	BC-652	4110	LABEL	NA	D2887	1
4151-2		BC-652	4110			D2887	2
4807		AC-652	4111			D2887	3
4808		AC-652	4111			D2887	4
4403A1		AC-652	4112			D2887	5
4403B1		AC-652	4112			D2887	6
4403C1		BC-652	4113			D2887	7
4403D1		BC-652	4113			D2887	8
4403E1		CC-652	4114			D2887	9
4403F1		CC-652	4114			D2887	10
4403G1		DC-652	4117			D2887	11
4403H1		DC-652	4117			D2887	12
458A1		AC-652	4118			D2887	13
458A2		AC-652	4118			D2887	14
458B1		BC-652	4119			D2887	15
458B2		BC-652	4119			D2887	16
458C1		CC-652	4116			D2887	17
458C2		CC-652	4116			D2887	18
458D1		DC-652	4105			D2887	19
458D2		DC-652	4105			D2887	20
2359A	ARROW BB SHT. 4	AC-652	4200			D3001	11
2359B		CC-652	4200			D3001	12
2364A		BC-652	4207			D3002	13
2364B		DC-652	4207			D3002	14
2370A		AC-652	4204			D3004	15
2370B		CC-652	4204			D3004	16
2372A		BC-652	4206			D3006	17
2372B		DC-652	4206			D3006	18
2365A		AC-652	KA05			D3005	9
2365B		CC-652	KA05			D3005	9
4444-1		AC-652	2208			D3010	19
4444-2		AC-652	2208			D3010	19
4445-1		BC-652	2209			D3012	20
4445-2		BC-652	2209			D3012	20
4454-1		CC-652	2210			D3014	23
4454-2		CC-652	2210			D3014	23
4455-1		DC-652	2211			D3016	24
4455-2		DC-652	2211			D3016	24

PRO APERTURE CARD

NO.	DATE	REVISIONS	BY	CHKD	DESIGN	PROJ	APPR
1		DESIGN FREEZE ISSUE					
2	11/21	REVISED BAILEY INTERFACE AS NOTED	SAJ				
3	11/24	REVISED AS NOTED	WJ				
4	3-14-79	ISSUED FOR CONSTRUCTION	RZ				

BECHTEL
SAN FRANCISCO

PUBLIC SERVICE ELECTRIC AND GAS COMPANY
HOPE CREEK GENERATING STATION

LOGIC DIAGRAM
PLANT LEAK DETECTION
ALARMS & COMPUTER POINTS

JOB NO.	DRAWING NO.	REV.
10855	J-25-0 SHT 6	4 Q

S/U-SK

RIDS

8307280982

