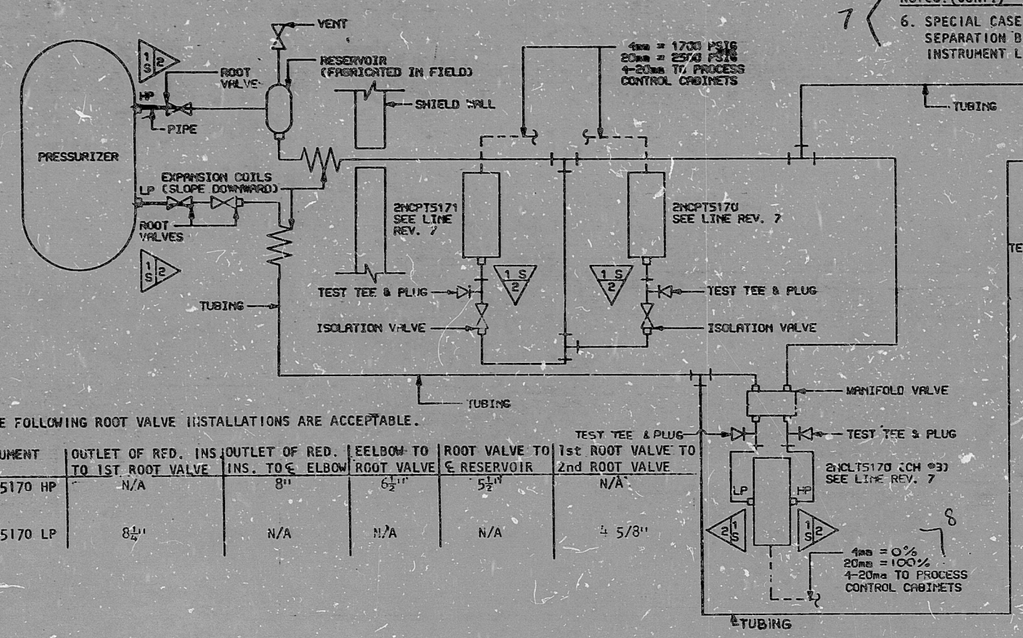

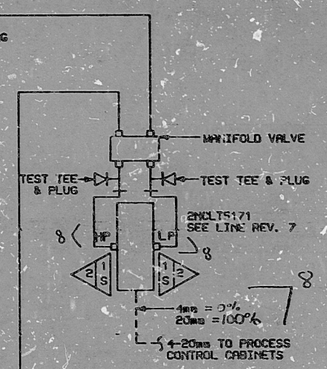

NOTES: (CONT.)

6. SPECIAL CASE APPROVAL FOR WORK DONE DURING U2EC2 OUTAGE - 4'-0" SEPARATION BETWEEN TUBING CLIPS IS ACCEPTABLE FOR ONE SPAN PER INSTRUMENT LINE LOCATED AT APPROXIMATELY 760' EL. ONLY.

THE FOLLOWING ROOT VALVE INSTALLATIONS ARE ACCEPTABLE.

INSTRUMENT	OUTLET OF RED. INS. TO 1ST ROOT VALVE	OUTLET OF RED. INS. TO ℄ ELBOW	ELBOW TO ROOT VALVE	ROOT VALVE TO ℄ RESERVOIR	1st ROOT VALVE TO 2nd ROOT VALVE
2NCLT5170 HP	N/A	8"	6½"	5½"	N/A
2NCLT5170 LP	8¼"	N/A	N/A	N/A	4 5/8"

NUCLEAR SAFETY RELATED EXCLUSIONS

1. FITTINGS, TUBINGS, PIPING, & VALVES (NOT PART OF A SAFETY RELATED PIPING SYSTEM, ETC.)
   a) NONE
2. INSTRUMENTS (DO NOT SERVE A SAFETY FUNCTION)
   a) 2NCLT5171

NOTES:

1. SLOPE IMPULSE LINE DOWNWARD FROM PROCESS TAP TO INSTRUMENT A MINIMUM OF 1/4" PER FOOT.
2. FITTINGS, TUBINGS, AND VALVES DESIGNATED ON THIS DETAIL BY CLASSIFICATION 1S OF THE FITTINGS CLASSIFICATION LIST ARE SAFETY CLASS. SUBSTITUTES FROM OTHER CLASSIFICATIONS ARE NOT PERMITTED.
3. RESERVOIR TO BE LOCATED AT SAME ELEVATION AS TAP.
4. ANY SET OF VERTICAL ALLIGNED INSTRUMENT NOZZLES MAY BE USED FOR INSTRUMENT INSTALLATION.
5. Duke class A 9000# 3/4" X 1/2" reducer is to be installed at the instrument tap and piping spec. 2501.2 is to be used at outlet of the reducer.

FUNCTIONAL DESCRIPTION:

2NCLT5170 AND 2NCLT5171 MONITOR PRESSURIZER LEVEL, AND 2NCPT5170 and 2NCPT5171 MONITOR PRESSURIZER. 2NCLT5170 AND 2NCLT5171 PROVIDES A SIGNAL TO 2NCP5172 and 2NCP5173 RESPECTIVELY AND TO THE RCPS. 2NCPT5170 and 2NCPT5171 PROVIDES SIGNALS TO 2NCP5170 AND 2NCP5171 RESPECTIVELY AND TO THE RCPS, AND PROVIDES SIGNALS TO 2NCCR5140 THROUGH THE PROCESS CONTROL CABINETS.

QA CONDITION 1

NUCLEAR SAFETY RELATED

(EXCEPT AS EXCLUDED ABOVE)

NO.	REVISIONS	DRAWN	CHKD	APPR	DATE	CIVIL	ELEC.	MECH.
7	UPDATED TO REFLECT IMP. OF NSM-MG-20436/00. IMP. DATED 04/25/86 ME-VN-390							
6	REV. PER AS BUILT					N/R	DVM	N/R
8	REV. PER ME-VN-394					N/R		
ORIG.	PRELIMINARY		RLB		11-24-76	N/R	JVB	N/R

INSPECTED

DUKE POWER COMPANY
MCGUIRE NUCLEAR STATION UNIT 2

INSTRUMENT DETAIL
PRESSURIZER LEVEL & PRESSURE
(CHANNELS 3 & 4)

DESIGNED DATE 11-11-76 INSP. DATE
DRAWN DATE 11-8-76 INSP. DATE 11-23-76
CHECKED DATE 11-8-76 APPR. DATE 11-30-76

DWG. NO. MC-2499-NC5 REV. 8

Rev. 4 As per VN# 20,635

CL.1 Hydro Sht 3

FOR INFORMATION ONLY

SI APERTURE CARD

8904060286

PDR RIDS



MMM 5934 — FILMSORT® Brand Aperture Card and DUPLICARD® Brand Copy Cards — Product of 3M — St. Paul, Minn.