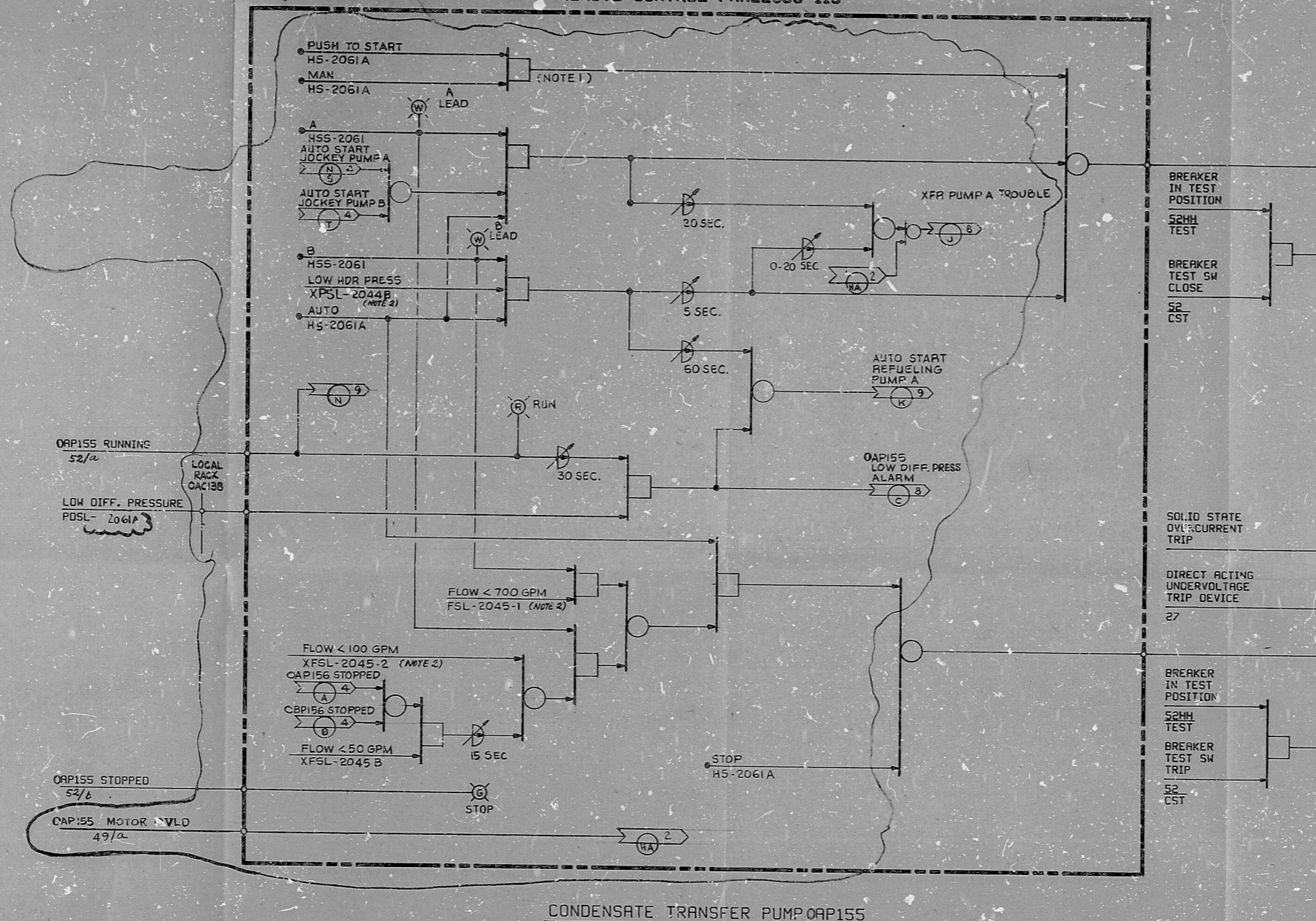


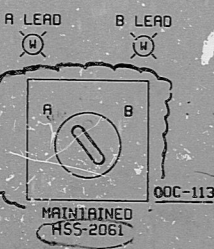
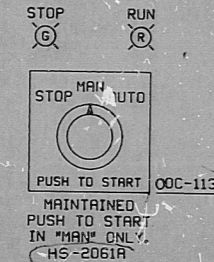
J-08-0 SHT. 2

REMOTE CONTROL PANEL OOC-113



- NOTES:
1. THE "AND" FUNCTION IS ACCOMPLISHED MECHANICALLY AT THE HAND SWITCH WHENEVER THE BUTTON IS DEPRESSED IN "MAN" MODE.
 2. CONTACTS OPEN UPON CONDITION STATED.

This drawing and the design it covers are the property of BECHTEL. They are hereby loaned and on the borrower's express agreement that they will not be reproduced, copied, loaned, exhibited, nor used except in the limited way and private use permitted by any written consent given by the lender to the borrower.



CONDENSATE TRANSFER PUMP OAP155

△	10/1/76	DESIGN FREEZE ISSUE & UNIT 2 DELETION	W	JR	SPS	RAM	CRK
△	11/1/76	REVISED AS NOTED; REMOVED HOLD-ON ARROWS J & K	W	RB	SPS	RAM	CRK
△	11/1/76	REVISED AS NOTED	W	RB	SPS	RAM	CRK
△	10-20-76	ISSUED FOR CONSTRUCTION	S	I	G	E	D
No. DATE		REVISIONS	BY	CHKD	TESTED	ENGR	APPD
SCALE NONE		DESIGNED P. WONG	DRAWN RCG				
BECHTEL SAN FRANCISCO							
PUBLIC SERVICE ELECTRIC AND GAS COMPANY HOPE CREEK GENERATING STATION							
LOGIC DIAGRAM CONDENSATE REFUELING WATER STORAGE & TRANSFER CONDENSATE TRANSFER PUMP OAP155							
JOB No.		DRAWING No.	REV.				
10855		J-08-0	SHT 2	3			

S/U - AP

12 x 14 1/2" SIZE

RIDS

8307270577

