



J-19-0 SH7. 7

This drawing and the design it covers are the property of BECHTEL. They are merely loaned and on the borrower's express agreement use they will not be reproduced, copied, loaned, exhibited, nor used except in the limited way and under the conditions permitted by the lender to the borrower.

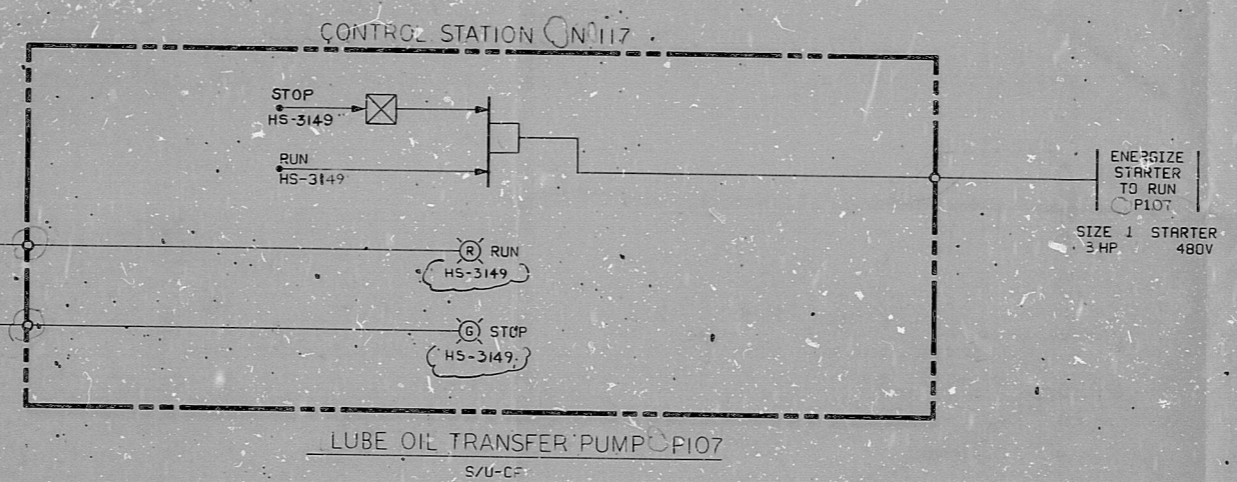
L.O. RECEIVING TANK LO LEVEL
L15HL-3096

OT120 HIGH LEVEL
L15HL-3096 (NOTE 1)



P107 RUNNING

P107 STOPPED



NOTES:
1. CONTACTS OPEN UP ON CONDITION STATED.



CROSS REFERENCE TABLE

EQUIPMENT	DESCRIPTION	HAND SWITCH	CONTROL STATION	SOLENOID VALVE	MOTOR	S/U	NON CLASS I.E DIESEL GEN BUS
P107	LUBE OIL XFER PUMP	HS-3149	ON 117	N/A	3HP 480V	CF	N/A
K104	LO RESERVOIR VAPOR EXTRACTOR	HS-3124	ON 118	N/A	5HP 480V	CE	B

P.R.C. APERTURE CARD

△							
△	DESIGN FREEZE ISSUE	7/2/77	7/2/77	7/2/77	7/2/77	7/2/77	7/2/77
△	REVISED AS NOTED	7/2/77	7/2/77	7/2/77	7/2/77	7/2/77	7/2/77
△	ISSUED FOR CONSTRUCTION	7/2/77	7/2/77	7/2/77	7/2/77	7/2/77	7/2/77
No.	DATE	REVISIONS	BY	CHKD	DESIGN	APPR	APPR
SCALE	NONE	DESIGNED	CHS	DRAWN	RCG		

BECHTEL
SAN FRANCISCO

PUBLIC SERVICE ELECTRIC AND GAS COMPANY
HOPE CREEK GENERATING STATION

LOGIC DIAGRAM
LUBE OIL

MISC. PUMPS & RECEIVING TANK LEVEL ALARM

JOB No.	DRAWING No.	REV.
10855	J-19-0 SH7. 7	2

22 X 34 10" SIZE

S/U-CD,CB,CF

RIDS

8307270524

